

MENDOCINO RAILWAY

Foot of Laurel Street
Fort Bragg, California 95437

707 964 6371 TEL
707 964 6428 FAX

MEMORANDUM

TO: Katie Henry (DTSC) and Craig Hunt (North Coast RWQCB)

CC: Kim Walsh (DTSC)
Robert Pinoli (Mendocino Railway)
Jeremie Maehr (Woodard & Curran)
Rachel Morgan (Woodard & Curran)
Dave Massengill (Georgia-Pacific)

FROM: Mike Buck, Project Manager

DATE: 15 April 2026

RE: Response to Comments on GWMR April 1, 2026
Former Georgia-Pacific Wood Products Facility
90 West Redwood Avenue, Fort Bragg, Mendocino County, California

Please find attached the revised First Quarter 2023 Groundwater Monitoring Report for the Former Georgia-Pacific Wood Products Facility, Fort Bragg, California in response to a letter from DTSC dated April 1, 2026. Table G.2, which was previously revised and shared in April 2024 as part of comment response, has been updated in the report file to provide a unified document. The revised table G.2 reports dioxin and furan congener non-detect results at the EDL consistent with the analytical laboratory report.

Please let us know if you have any questions.



Kennedy Jenks

275 Battery Street, Suite 550
San Francisco, California 94111
(415) 243-2150

**Groundwater Monitoring
Report (Revised)**

**Operable Units C, D, & E
Former Georgia-Pacific
Wood Products Facility
Fort Bragg, California**

22 November 2023

Prepared for

Mendocino Railway
100 West Laurel Street
Fort Bragg, California 95437

KJ Project No. 1965021*21

Groundwater Monitoring Report

Former Georgia-Pacific Wood Products Facility
90 West Redwood Avenue
Fort Bragg, California

Order No:
HAS-RAO 06-07-150

Prepared for:


Mendocino Railway
100 West Laurel Street
Fort Bragg, California 95437

Prepared By:
Kennedy Jenks
275 Battery Street, Suite 550
San Francisco, California 94111
(415) 243-2150

November 2023



Rachel Morgan, EIT



Jeremie Maehr, PE (CA #C68970)
Principal Project Engineer

Table of Contents

<i>List of Tables</i>	<i>ii</i>
<i>List of Figures</i>	<i>ii</i>
<i>List of Appendices</i>	<i>ii</i>
<i>Acronyms and Abbreviations</i>	<i>iii</i>
Section 1: Introduction	1
1.1 Site Background	1
Section 2: Scope of Work	3
2.1 Groundwater Gauging, Sampling, and Analysis.....	3
2.1.1 Groundwater Gauging.....	3
2.1.2 Groundwater Sampling	3
2.1.3 Groundwater Sample Analyses.....	4
2.2 Quality Assurance/Quality Control	4
2.2.1 Standard Analyses	4
2.2.2 Data Validation.....	5
2.3 Investigation-Derived Waste	5
Section 3: Results and Discussion	6
3.1 Groundwater Elevations and Liquid-Phase Hydrocarbons Thickesses	6
3.2 Field Data Discrepancies	6
3.3 Groundwater Quality	6
3.3.1 Operable Unit C	7
3.3.1.1 Parcel 2 Area of Interest (AOI).....	7
3.3.1.2 Former Aboveground Storage Tank (AST) and Mobile Equipment Shop (MES)/Pilot Study AOIs.....	7
3.3.1.3 Former Dip Tank AOI.....	7
3.3.2 Operable Unit D	8
3.3.2.1 Planer #2 AOC.....	8
3.3.2.2 Sawmill/Sorter AOC	8
3.3.2.3 Greenhouse AOC	8
3.3.3 Operable Unit E.....	9
3.3.3.1 Lowland Groundwater AOI.....	9
3.3.3.2 IRM AOI and West of IRM AOI	9
3.4 Quality Assurance/Quality Control	10
Section 4: Future Work	11
<i>References</i>	<i>12</i>

Table of Contents (cont'd)

List of Tables

- 1-1 Groundwater Sampling and Analysis Matrix
- 2-1 Groundwater Elevation and LPH Thickness Data
- 2-2 Purging Data Summary
- 3-1 Parcel 2 AOI
- 3-2 Former AST and MES/Pilot Study AOIs
- 3-3 Former Dip Tank AOI
- 3-4 Planer #2 AOI
- 3-5 Sawmill/Sorter AOI
- 3-6 Greenhouse AOI
- 3-7 Lowland AOI
- 3-8 IRM and West of IRM AOIs

List of Figures

- 1 Site Location Map
- 2 Monitoring Locations
- 3 Groundwater Contour Map, First Quarter 2023

List of Appendices

- A Monitoring Well Construction Details and Total Depth Measurements
- B Historical Groundwater Elevations and Liquid-Phase Hydrocarbon Thickness
- C Groundwater Sampling Field Data
- D Analytical Reports and Chain of Custody Forms
- E Data Review
- F Hydrographs and Concentration Trends
- G Response to Comment Letter

Table of Contents (cont'd)

Acronyms and Abbreviations

µg/L	microgram(s) per liter
1,1-DCA	1,1-Dichloroethane
1,1-DCE	1,1-Dichloroethene
AOC	area of concern
AOI	area of interest
Arcadis	Arcadis U.S., Inc.
AST	Aboveground Storage Tank
BBL	Blasland, Bouck & Lee, Inc.
Blaine Tech	Blaine™ Tech Services
BSL	background screening level
COC	chemical of concern
DO	Dissolved Oxygen
DTSC	California Environmental Protection Agency, Department of Toxic Substances Control
DTW	depth to water
e.g.	for example
FS	Feasibility Study
Georgia-Pacific	Georgia-Pacific LLC
GW O&M Plans	OU-C GW O&M Plan and OU-D/E GW O&M Plan
i.e.	that is
IRM	Interim Remedial Measure
Kennedy Jenks	Kennedy/Jenks Consultants, Inc.
LPH	LIQUID-PHASE HYDROCARBON
MES	MOBILE EQUIPMENT SHOP
MNA	monitored natural attenuation
MR	Mendocino Railway
MRL	Method Reporting Limit
MS	matrix spike
MSD	matrix spike duplicate
MW	monitoring well
O&M	operation and maintenance

Table of Contents (cont'd)

Order	Site Investigation and Remediation Order (Docket No. HSA-RAO 06-07-150)
ORP	oxidation reduction potential
OU	Operable Unit
OU-C GW O&M Plan	OU-C Groundwater Operation and Maintenance Plan
OU-C, OU-D, OU-E	site where groundwater is monitored
OU-D/E GW O&M Plan	OU-D/E Groundwater Operation and Maintenance Plan
PCDD	polychlorinated dibenzo-p-dioxin
PCDF	polychlorinated dibenzofurans
PCE	Tetrachloroethene
PCP	Pentachlorophenol
PDB	passive diffusion bag
QA	quality assurance
QAPP	Quality Assurance Project Plan
QC	quality control
RAP	Remedial Action Plan
RG	remedial goal
Site	Former Georgia-Pacific Wood Products Facility Located At 90 West Redwood Avenue, Fort Bragg, Mendocino County, California
TCE	Trichloroethene
TestAmerica	TestAmerica Laboratories
TPHd	total petroleum hydrocarbons as diesel
TPHg	total petroleum hydrocarbons as gasoline
USEPA	United States Environmental Protection Agency
VC	Vinyl chloride
VOC	volatile organic compound

Section 1: Introduction

On behalf of Mendocino Railway (MR), Kennedy/Jenks Consultants, Inc. (Kennedy Jenks) prepared this Groundwater Monitoring Report (report) for the former Georgia-Pacific LLC (Georgia-Pacific) Wood Products Facility located at 90 West Redwood Avenue, Fort Bragg, Mendocino County, California (site; Figures 1 and 2). This report summarizes the data collected in February 2023 representing the second seasonal monitoring period of Year 5 of the biennial program described in the OU-C Groundwater Operation and Maintenance Plan (OU-C GW O&M Plan; Kennedy Jenks 2020a) and the OU-D/E Groundwater Operation and Maintenance Plan (OU-D/E GW O&M Plan, Kennedy Jenks 2020b). This sampling event concludes the first 5-year monitoring period required by the OU-C GW O&M Plan and OU-D/E GW O&M Plans (collectively referred to herein as the GW O&M Plans).

The GW O&M Plans required long-term groundwater monitoring to be completed in 5-year monitoring periods. At the end of each 5-year monitoring period, a Five-Year Review will be completed to evaluate the completed 5-year monitoring period and identify potential changes to the long-term monitoring program. In this first 5-year monitoring period (third quarter 2018 through first quarter 2023), monitoring wells were sampled semi-annually in alternating years (biennial). Semi-annual events were conducted in the winter (first quarter) and summer (third quarter), and some wells were monitored in the last year (year 5) only. This sampling event completes the second Year 5 monitoring event, along with the first 5-year monitoring period.

This report has been revised in response to comments provided by DTSC in a letter dated 7 November 2023 (DTSC 2023). Per the GW O&M Plans, evaluation of site conditions and potential changes to the monitoring program is planned within the 5-Year Review Report. This Groundwater Monitoring Report communicates the results of the February 2023 groundwater monitoring and is not intended to evaluate and modify the overall monitoring program. Accordingly, some comments requesting changes to the overall monitoring program and GW O&M Plans are noted but will be addressed in the 5-Year Review Report and associated modification of the GW O&M Plans. As stated in Section 4, the 5-Year Review Report will be submitted in 2024. A summary of comment responses is provided in Appendix G.

1.1 Site Background

The site is located west of California Highway 1 along the Pacific Ocean coastline and is bounded by the City of Fort Bragg to the east and north, Noyo Bay to the south, and the Pacific Ocean to the west. Regular monitoring and reporting is required by the California Environmental Protection Agency, Department of Toxic Substances Control (DTSC) under the Site Investigation and Remediation Order (Order; Docket No. HSA-RAO 06-07-150), which became effective on 21 February 2007. DTSC issued the First Amendment to the Order (Order First Amendment) on 9 June 2022 (DTSC 2022).

Groundwater monitoring at the site has been conducted since 2004 and is currently completed in accordance with the GW O&M Plans, which were approved by DTSC (DTSC 2020a,b). Consistent with the GW O&M Plans, groundwater quality is discussed primarily in terms of area of concern (AOC) within each Operable Unit (OU). The GW O&M Plans require two Year 5 monitoring events, with monitoring events completed seasonally in third quarter and first quarter for each year. The first 5-year monitoring program called for in the GW O&M Plans began in

third quarter 2018, and therefore the February 2023 event completes the second Year 5 monitoring event, and the first 5-year monitoring program. Monitoring wells included in this event are presented in Table 1-1.

The three OUs at the site where groundwater is monitored are: OU-C, OU-D, and OU-E. MR purchased approximately 75 acres of OU-C from Georgia-Pacific in June 2019, and acquired the remaining portions of OU-C as well as OU-D and OU-E in 2021. Property owned by MR was transferred to Sierra Northern Railway in December 2022.

Section 2: Scope of Work

Groundwater monitoring was conducted during the week of 27 February 2023 by Blaine™ Tech Services (Blaine Tech), a subconsultant to Kennedy Jenks. This event completes the second of two Year 5 monitoring events and completes the first 5-year monitoring period.

There are 25 groundwater monitoring wells in the long-term monitoring program (Kennedy Jenks 2020a,b); all 25 existing monitoring wells were sampled as part of this Year 5 monitoring event. Table 1-1 presents a sampling and analysis summary for samples collected during this monitoring event.

Sampling was conducted in accordance with the Groundwater Sampling Procedures (Appendix B in the GW O&M Plans; Kennedy Jenks 2020a,b), which describes groundwater gauging, purging, and sampling methods [low-flow, as well as passive diffusion bag (PDB) sampling].

2.1 Groundwater Gauging, Sampling, and Analysis

2.1.1 Groundwater Gauging

Prior to sampling the groundwater monitoring wells, Blaine Tech collected headspace measurements using a photoionization detector, depth to water (DTW), and liquid-phase hydrocarbon (LPH) thickness measurements (when applicable) from the actively monitored network (Figure 2). Table 2-1 presents recent DTW, LPH thickness, and groundwater elevation data.

Appendix A provides well construction details and Appendix B provides historical DTW and LPH thickness measurements for the actively monitored and/or gauged locations. Groundwater gauging and sampling documentation is included in Appendix C. Appendix F presents hydrographs for select monitoring wells gauged at the site to evaluate water-level fluctuations and seasonal trends.

2.1.2 Groundwater Sampling

Monitoring wells [except MW-6.3, MW-6.7, and MW-6.10 for volatile organic compound (VOC) sample collection] were purged using a bladder pump and low-flow methods according to procedures discussed in the GW O&M Plans. During purging, field data were recorded on groundwater sampling logs (Appendix C). Table 2-2 summarizes purging parameters.

PDBs are used to collect samples at monitoring wells MW-6.3, MW-6.7, and MW-6.10 for VOC analysis, in accordance with procedures presented in the OU-D/E GW O&M Plan (Kennedy Jenks 2020b). PDBs are used to collect representative samples from specified depth intervals within the monitoring well screening intervals. Sampling using PDBs provides monitoring data of equivalent quality to purge and sample methods, and will generate less investigation-derived waste. PDB samplers were pre-filled with deionized water, encased in nylon netting, and assembled for deployment by McCampbell. Prior to PDB deployment, Blaine Tech personnel collected total depth and DTW measurements to confirm placement intervals as specified in the

OU-D/E GW O&M Plan (Kennedy Jenks 2020b). Low-flow sampling methodology is used for dissolved arsenic sample collection from monitoring well MW-6.3.

Following sample collection, total depth, and DTW measurements, new PDBs were deployed at monitoring wells MW-6.3, MW-6.7, and MW-6.10 for sample collection during the next monitoring event, in accordance with procedures presented in the GW OU-D/E O&M Plan. Field notes for PDB deployment and sampling are included in Appendix C.

Groundwater samples were collected according to procedures in the GW O&M Plans from locations scheduled for sampling. Groundwater samples were shipped in ice-chilled coolers under chain-of-custody protocol to California Department of Public Health Environmental Laboratory Accreditation Program certified Eurofins Environment Testing Laboratories (Eurofins; formerly TestAmerica) for chemical analysis.

2.1.3 Groundwater Sample Analyses

Eurofins analyzed groundwater samples for one or more of the chemicals of concern (COCs) and associated methods, as listed below and in Table 1-1. The following list includes COCs for which analysis was scheduled at the site in accordance with GW O&M Plans:

- Dissolved arsenic via United States Environmental Protection Agency (USEPA) Method 6020.
- Total petroleum hydrocarbons as gasoline (TPHg; reported as C5-C12 carbon range) via USEPA Method 8260B.
- Total petroleum hydrocarbons as diesel (TPHd; reported as C10-C28 carbon range) via USEPA Methods 8015D and 3630C (silica gel cleanup).
- VOCs (1,1-DCA, 1,1-DCE, PCE, TCE, and VC only; select wells include benzene) via USEPA Method 8260B. Per DTSC request, the laboratory accommodated a reporting limit of 0.020 micrograms per liter ($\mu\text{g/L}$) for vinyl chloride with Method 8260B.
- Chlorophenols (PCP) via USEPA Method 8270C-SIM.
- Polychlorinated dibenzo-p-dioxins and polychlorinated dibenzofurans (PCDDs/PCDFs or dioxins/furans) via USEPA Method 8290.
- Atrazine via USEPA Method 507.

Analytical reports and chain-of-custody forms are presented in Appendix D.

2.2 Quality Assurance/Quality Control

2.2.1 Standard Analyses

Blind field duplicates, matrix spikes (MSs)/matrix spike duplicates (MSDs), and trip blanks were collected and submitted for analysis as specified in the Quality Assurance Project Plan (QAPP, Arcadis BBL 2007b), along with an equipment blank that was collected by passing deionized water over and through a decontaminated bladder pump equipped with an unused Teflon® bladder and then collecting the discharge. The duplicate and MS/MSD collection frequencies

were in compliance with requirements of the QAPP (Arcadis BBL 2007b). Table 1-1 presents the analyses conducted on the quality assurance (QA)/quality control (QC) samples.

Method blanks were analyzed by the laboratory as required by the QAPP. Results of laboratory method blanks were reviewed during the data validation process to evaluate whether QA/QC requirements were met.

2.2.2 Data Validation

Laboratory data were reviewed by Kennedy Jenks in accordance with USEPA guidance (USEPA 2017a and 2017b) and the QAPP (Arcadis BBL 2007b). The validation report is included in Appendix E. The data collected during the second Year 5 event are considered acceptable for reporting purposes.

2.3 Investigation-Derived Waste

Waste fluids resulting from monitoring and development activities, including decontamination fluids and monitoring well purge water, were temporarily contained in 5-gallon buckets with lids. These fluids were transferred to an onsite storage tank pending characterization and offsite disposal. Solid waste items, including uncontaminated paper, plastic, cardboard, and used gloves, were contained in plastic trash bags and disposed of in an onsite dumpster.

Section 3: Results and Discussion

3.1 Groundwater Elevations and Liquid-Phase Hydrocarbons Thicknesses

On 27 February 2023, DTW and LPH thickness measurements were collected from 25 monitoring wells (including MW-5.5). LPH was detected in monitoring well MW-5.5, with a thickness of 0.05 feet. This is consistent with a decrease in LPH thickness observed since an elevated observation in September 2018. Table 2-1 shows the groundwater elevation and LPH thickness data for the monitoring event and Appendix B provides historical data. Appendix F presents hydrographs for select monitoring wells gauged at the site during the monitoring event.

Figure 3 presents a groundwater elevation contour map for 27 February 2023. Groundwater elevations ranged from 19.62 (MW-4.1) to 88.82 (MW-9.2) feet relative to the North American Vertical Datum of 1988. These observations are consistent with historical trends. Hydrographs in Appendix F indicate a distinct and consistent variation in groundwater elevations by season (i.e., elevations are higher in the winter and spring and lower in the summer and fall), consistent with historical observations.

3.2 Field Data Discrepancies

No discrepancies were observed in data recorded during the purging and sampling of wells during the reporting period.

As discussed in Section 2.1, monitoring wells were purged prior to sampling (except MW-6.3, MW-6.7, and MW-6.10 for VOC sampling using PDBs). The average pumping rates for the monitoring wells sampled during this event were within the recommended range of 200 to 500 milliliters per minute. The purging field data are included in Table 2-2 to characterize final conditions at each monitoring well prior to sampling. The field data were consistent with historical data.

3.3 Groundwater Quality

The following subsections discuss the groundwater monitoring program by AOC. Tables 3-1 through 3-8 summarize the groundwater analytical data.

Each monitoring well included was assigned a purpose (e.g., source, downgradient, transition, geochemistry) within the O&M program to guide interpretation of the results (Table 1-1). Notable results will be highlighted where applicable herein. Data and trends will be evaluated further in the Five-Year Review Report, anticipated to be submitted in 2024 after completion of Year 5 monitoring.

3.3.1 Operable Unit C

3.3.1.1 Parcel 2 Area of Interest (AOI)

There are three monitoring wells in the Parcel 2 AOI remedial action network: MW-2.2, MW-2.3, and MW-2.7. Groundwater in the Parcel 2 AOI is monitored for dioxins/furans.

As presented in Table 3-1, results from this event are consistent with results from previous monitoring events. In First Quarter 2023, the 2,3,7,8-tetrachlorodibenzo-p-dioxin toxic equivalent (2,3,7,8-TCDD TEQ) value exceeded the remedial goal (RG) at MW-2.3 (0.19 picograms per liter). COC results at other MWs in the AOI were below the RG or non-detect.

3.3.1.2 Former Aboveground Storage Tank (AST) and Mobile Equipment Shop (MES)/Pilot Study AOIs

There are six wells in the Former AST AOI and MES/Pilot Study AOI remedial action network: MW-3.2, MW-3.13, MW-3.17, MW-3.3, MW-3.16R, and MW-3.18. Groundwater in the Former AST and MES/Pilot Study AOIs is monitored for VOCs; MW-3.2 and MW-3.13 are also monitored for TPHd.

As presented in Table 3-2, results from this event are consistent with results from previous monitoring events. VOC concentrations at the source wells MW-3.2 and MW-3.13 do not appear to be impacting VOC concentrations at downgradient wells MW-3.3, MW-3.16R or MW-3.18. In First Quarter 2023, samples from the following MWs contained a COC at a concentration above the RG:

- MW-3.2: PCE, vinyl chloride, TPHd
- MW-3.3: PCE
- MW-3.13: PCE
- MW-3.16R: PCE
- MW-3.17: PCE
- MW-3.18: PCE

Other COC results were below the RG or non-detect.

3.3.1.3 Former Dip Tank AOI

There are two wells in the Former Dip Tank Area AOI remedial action network: MW-3.12R and MW-3.9. Groundwater in the Former Dip Tank AOI is monitored for PCP and dioxins/furans.

Results from this monitoring event are presented in Table 3-3. Concentrations of PCP and dioxins/furans detected in MW-3.12R and MW-3.9 were consistent with results from previous monitoring events. In First Quarter 2023, PCP concentrations exceeded the RG at MW-3.9 and MW-3.12R. The 2,3,7,8-TCDD TEQ was near the RG at MW-3.12R; the 2,3,7,8-TCDD TEQ was below the RG at MW-3.9.

3.3.2 Operable Unit D

3.3.2.1 Planer #2 AOC

There are five monitoring wells in the Planer #2 AOI in the monitoring well network: MW-6.3, MW-6.4, MW-6.5, MW-6.7, and MW-6.10. The monitoring well network for Planer #2 AOI includes two distinct areas: one addressing VOCs (MW-6.3, MW-6.7, and MW-6.10) and the other addressing arsenic (MW-6.3, MW-6.4, and MW-6.5). MW-6.7 and MW-6.10 are monitored in Year 3 and Year 5; MW-6.3, MW-6.4, and MW-6.5 are monitored in Year 5 only.

As presented in Table 3-4, results for MW-6.3, MW-6.4, MW-6.5, MW-6.7 and MW-6.10 from this event are consistent with results from previous monitoring events. In First Quarter 2023, samples from the following MWs contained a COC at a concentration above the RG:

- MW-6.3: vinyl chloride, dissolved arsenic
- MW-6.10: 1,1-DCA, 1,1-DCE

Other COC results at MWs in the AOI were below the RG or non-detect.

3.3.2.2 Sawmill/Sorter AOC

There are three monitoring wells in the Sawmill/Sorter AOI in the monitoring well network: MW-7.1, MW-7.2, and MW-7.3. Groundwater in the Sawmill/Sorter AOI is monitored for arsenic, and wells are monitored in both Year 3 and Year 5.

As presented in Table 3-5, results from this event are consistent with results from the baseline monitoring events. Arsenic was detected in upgradient well MW-7.2 at a concentration an order of magnitude below that of MW-7.1 and MW-7.3 (1.0 µg/L compared to 42 µg/L and 34 µg/L, respectively). Arsenic concentrations at MW-7.1 and MW-7.3 appear to be a result of reductive geochemical conditions typically observed where degrading organic materials such as bark and wood chips are present. This is consistent with the evaluation reported in the MNA Tech Report (Arcadis 2013) and 2009 Geochemistry Evaluation (Arcadis 2010) and is supported by field parameters measured at the time of sampling during the baseline monitoring events. The evaluation concluded that naturally occurring redox processes are the primary cause of elevated dissolved arsenic concentrations in groundwater, and arsenic likely attenuates after mixing with oxygen-rich water resulting in precipitation of iron oxides with scavenging of arsenic from solution. Oxidation reduction potential (ORP) and dissolved oxygen (DO) are standard field indicator parameters measured in accordance with the QAPP and groundwater monitoring well sampling procedures. ORP and DO will be evaluated with the monitoring results in the 5 Year Review Report. In First Quarter 2023, dissolved arsenic concentrations at MW-7.1 and MW-7.3 were greater than the RG. The dissolved arsenic concentration in the sample collected from MW-7.2 was below the RG.

3.3.2.3 Greenhouse AOC

There are two monitoring wells in the Greenhouse AOI in the existing monitoring well network: MW-9.1 and MW-9.2.

As presented in Table 3-6, atrazine was not detected at MW-9.1. Atrazine was detected in MW-9.2 at a concentration consistent with results from previous monitoring events. In First Quarter 2023, the atrazine concentration in the sample collected from MW-9.2 was just above the RG. Atrazine was not detected in the sample collected from MW-9.1.

3.3.3 Operable Unit E

Groundwater in OU-E does not yet have an approved remedy. However, OU-E groundwater was evaluated in the OU-E Feasibility Study (FS; Kennedy Jenks 2019), approved by DTSC in October 2019 (DTSC 2019). After an evaluation of potential remedial alternatives, monitored natural attenuation (MNA) was recommended as the remedy for OU-E groundwater because the alternative demonstrated a direct reduction of toxicity, mobility, and volume of constituents over time, MNA was implementable and effective in the short term, cost effective, and land use controls would eliminate exposure to residual COCs. MNA is the proposed remedy in the Draft OU-E Remedial Action Plan (RAP) which was submitted to DTSC on 16 September 2020. A revised Draft OU-E RAP was submitted to DTSC on 14 October 2020 (Kennedy Jenks 2020c). OU-E groundwater was included in the two baseline monitoring events requested by DTSC in June 2018, and the OU-E monitoring network was evaluated and included in the proposed program described in the GW O&M Plan, which was approved by DTSC.

3.3.3.1 Lowland Groundwater AOI

Groundwater in the Powerhouse and Fuel Barn AOI, Water Treatment and Truck Dump AOI, and Sawmill #1 AOI are collectively discussed herein as the Lowland Groundwater AOC. This is consistent with the OU-E FS. There are two existing monitoring wells in the OU-E Lowlands in the monitoring well network: MW-4.1 and MW-5.7. The 2009 Geochemistry Evaluation (Arcadis 2010) included an evaluation of arsenic in the vicinity of MW-4.1 and MW-5.7. The evaluation concluded that naturally occurring redox processes are the primary cause of elevated dissolved arsenic and barium concentrations in groundwater.

As presented in Table 3-7A, barium was detected in MW-4.1 at a concentration less than the remedial goal (1000 ug/L) for the fourth consecutive event. As presented in Table 3-7B, arsenic was detected in MW-5.7 at a concentration above the RG.

3.3.3.2 IRM AOI and West of IRM AOI

There are two existing monitoring wells in the Interim Remedial Measure (IRM) AOI and West of IRM AOI: MW-5.5 and MW-5.20. Both groundwater wells are monitored in both Year 3 and Year 5. MW-5.5 is upgradient of MW-5.20 and contains LPH. MW-5.20 is downgradient of MW-5.5 and will be monitored when liquid level measurements are collected at MW-5.5.

LPH was observed at MW-5.5, at a thickness consistent with the previous two monitoring events, and at a reduced thickness than seen in 2019 and 2020. TPHg and TPHd were not detected above the remedial goal in MW-5.20. As presented in Table 3-8, results from this event are consistent with results from previous monitoring events.

3.4 Quality Assurance/Quality Control

Data validation was performed as discussed in Section 2.2.2 and the Data Validation Report (Appendix E). Data qualifiers resulting from validation have been appended to laboratory results and are presented in Tables 3-1 through 3-8. Results of the data validation process indicate that QC criteria, including those for holding times, sample temperatures, sample preservation, blanks, duplicates, spikes, and standards were generally met by the laboratories. In the instances that these criteria were not met, the resulting validated data were found to be generally consistent with historical data measured during previous monitoring events.

Overall, the assessment of analytical results indicates that the data is acceptable and usable. Qualification was due to method contamination. The impact of this deviation is that laboratory values have been qualified as estimated and affixed with qualifiers as detailed in Appendix E. In general, validation of laboratory reports indicated that the majority of laboratory data meet the criteria specified in the QAPP (Arcadis BBL 2007) for precision, accuracy, representativeness, comparability, and completeness. No systemic laboratory QC issues were identified, and no corrective actions were required.

Some Method Reporting Limits (MRLs) exceeded some RGs during this and previous sampling events. The QAPP (Arcadis BBL 2007) includes an evaluation of MRLs of the analytical methods historically used relative to screening levels. For certain analytes, analytical techniques are not available to meet the RG values; however, analytical methods that meet federal and state promulgated maximum contaminant levels are available. The achieved MRLs are deemed adequate for the characterization of groundwater at the site.

Section 4: Future Work

Mendocino Railway conducted groundwater monitoring at the site in accordance with the GW O&M Plans. Overall, the results were consistent with previous monitoring results. This event completes the first 5-year monitoring program called for in the GW O&M Plans. In accordance with the GW O&M Plans, a Five-Year Review Report will be prepared and submitted in 2024, and no monitoring will be completed during the evaluation.

References

- Arcadis. 2010. In Situ Chemical Oxidation Pilot Study Work Plan – Planer #2 AOI. Prepared for Georgia-Pacific LLC. August.
- Arcadis. 2013. Comprehensive Monitoring Plan Update No. 6, Former Georgia-Pacific Wood Products Facility, 90 West Redwood Avenue, Fort Bragg, California. Prepared for Georgia-Pacific LLC. November 6.
- Arcadis BBL. 2007. Quality Assurance Project Plan, Former Georgia-Pacific Wood Products Facility, Fort Bragg, California. Prepared for Georgia-Pacific LLC. September.
- DTSC. 2019. Letter from Juliet Pettijohn, Branch Chief, to Mr. David Massengill, Georgia-Pacific LLC, RE: Georgia-Pacific, Operable Unit E Feasibility Study, Former Georgia-Pacific Wood Products Facility, Fort Bragg, California. 24 October.
- DTSC. 2020a. Letter from Julie Pettijohn, Branch Chief, to Mr. Mike Buck, Mendocino Railway, RE: Operable Unit C Groundwater Operation and Maintenance Plan, Former Georgia-Pacific Wood Products Facility, Fort Bragg, California. 21 April.
- DTSC. 2020b. Letter from Julie Pettijohn, Branch Chief, to Mr. David Massengill, Georgia-Pacific LLC, RE: Site-wide Groundwater Operation and Maintenance Plan, Former Georgia-Pacific Wood Products Facility, Fort Bragg, California. 30 March.
- DTSC. 2023. Letter from Morgan Bigelow, DTSC, to Jeremie Maehr and Rachel Morgan, Kennedy Jenks, RE: DTSC Comments on Groundwater Monitoring Report Operable Units C, D, And E, Former Georgia-Pacific Corporation Site Located at 90 West Redwood Avenue, Fort Bragg, Mendocino, California 95437 (Site Code: 202276). 7 November.
- Kennedy Jenks. 2019. Final Feasibility Study, Operable Unit E, Former Georgia-Pacific Wood Products Facility, Fort Bragg, California. 12 September.
- Kennedy Jenks. 2020a. Operable Unit C Groundwater Operation & Maintenance Plan. 9 April.
- Kennedy Jenks. 2020b. Operable Unit D and Operable Unit E Groundwater Operation & Maintenance Plan. 23 March.
- Kennedy Jenks. 2020c. Draft Remedial Action Plan, Operable Unit E, Former Georgia-Pacific Wood Products Facility, Fort Bragg, California. 14 October.
- USEPA. 2017a. USEPA Contract Laboratory Program National Functional Guidelines for Superfund Organic Methods Data Review. Available online at: <http://www.epa.gov/superfund/programs/clp/download/somnfg.pdf>. January.
- USEPA. 2017b. USEPA Contract Laboratory Program National Functional Guidelines for Inorganic Superfund Data Review. Available online at: <http://www.epa.gov/superfund/programs/clp/download/ism/ism1nfg.pdf>. January.

Tables

Table 1-1: Groundwater Sampling and Analysis Matrix

Monitoring Well ID	AOI	Purpose	Date	Time	Sample ID	Sample Type	Sample Purpose	Filter Size (micron)	Dissolved CAM-17 Metals by USEPA Method 6020	TPHg by USEPA Method 8260B	TPHd by USEPA Methods 8015B/3630C with silica gel cleanup	VOCs by USEPA Method 8260B (vinyl chloride low-level)	Atrazine by USEPA Method 507	PCP by USEPA Method 8270 SIM	PCDDs/PCDFs by USEPA Method 8290	Sampling Comments
MW-2.2	Parcel 2	Downgradient	2/28/2023	9:00	MW-2.2-02282023	GW	P	None								
MW-2.3	Parcel 2	Source	2/28/2023	9:46	MW-2.3-02282023	GW	P	None								
MW-2.7	Parcel 2	Upgradient	2/28/2023	10:39	MW-2.7-02282023	GW	P	None								
MW-3.2	Former AST and MES/Pilot Study	Source	2/28/2023	14:00	MW-3.2-02282023	GW	P	None			•	•				For VOCs: benzene, 1,1-DCA, 1,1-DCE, PCE, TCE, VC only.
			2/28/2023	14:13	DUP-1-02282023		Du	None			•	•				For VOCs: benzene, 1,1-DCA, 1,1-DCE, PCE, TCE, VC only.
MW-3.3	Former AST and MES/Pilot Study	Downgradient	2/28/2023	10:24	MW-3.3-02282023	GW	P	None				•				1,1-DCA, 1,1-DCE, PCE, TCE, VC only.
MW-3.13	Former AST and MES/Pilot Study	Source	3/1/2023	8:39	MW-3.13-03012023	GW	P	None			•	•				For VOCs: benzene, 1,1-DCA, 1,1-DCE, PCE, TCE, VC only.
MW-3.17	Former AST and MES/Pilot Study	Upgradient	3/1/2023	13:46	MW-3.17-03012023	GW	P	None				•				1,1-DCA, 1,1-DCE, PCE, TCE, VC only.
MW-3.16R	Former AST and MES/Pilot Study	Downgradient	3/1/2023	7:56	MW-3.16R-03012023	GW	P	None				•				1,1-DCA, 1,1-DCE, PCE, TCE, VC only.
MW-3.18	Former AST and MES/Pilot Study	Downgradient	3/1/2023	9:23	MW-3.18-03012023	GW	P	None				•				1,1-DCA, 1,1-DCE, PCE, TCE, VC only.
MW-3.9	Former Dip Tank	Downgradient	2/28/2023	11:24	MW-3.9-02282023	GW	P	None						•	•	
MW-3.12R	Former Dip Tank	Source	2/28/2023	12:23	MW-3.12R-02282023	GW	P	None						•	•	MS/MSD
			2/28/2023	13:00	DUP-2-02282023		Du	None					•	•		
MW-6.3	Planer #2	Downgradient	3/1/2023	16:35	MW-6.3-03012023	GW	P	None				•				1,1-DCA, 1,1-DCE, PCE, TCE, VC only.
MW-6.4	Planer #2	Downgradient	3/3/2023	9:59	MW-6.4-03032023	GW	P	0.45	•							Dissolved arsenic only.
MW-6.5	Planer #2	Geochemistry	3/3/2023	9:26	MW-6.5-03032023	GW	P	0.45	•							Dissolved arsenic only.
MW-6.7	Planer #2	Source	3/3/2023	8:30	MW-6.7-03032023	GW	P	None				•				MS/MSD; 1,1-DCA, 1,1-DCE, PCE, TCE, VC only.
MW-6.10	Planer #2	Transition	3/3/2023	8:40	MW-6.10-03032023	GW	P	None				•				1,1-DCA, 1,1-DCE, PCE, TCE, VC only.
MW-7.1	Sawmill/Sorter	Geochemistry	3/2/2023	17:15	MW-7.1-03022023	GW	P	0.45	•							Dissolved arsenic only.
MW-7.2	Sawmill/Sorter	Upgradient	3/2/2023	16:07	MW-7.2-03022023	GW	P	0.45	•							Dissolved arsenic only.
			3/2/2023	16:41	MW-7.3-03022023		P	0.45	•						Dissolved arsenic only.	
MW-7.3	Sawmill/Sorter	Geochemistry	3/2/2023	16:42	DUP-3-03022023	GW	Du	0.45	•							Dissolved arsenic only.
			2/28/2023	16:07	MW-9.1-02282023		P	None					•			
MW-9.2	Greenhouse	Source	2/28/2023	15:14	MW-9.2-02282023	GW	P	None						•		
MW-4.1	Lowland	Geochemistry	3/1/2023	14:51	MW-4.1-03012023	GW	P	0.45	•							Dissolved barium only. Sampled annually in Q1.
MW-5.7	Lowland	Geochemistry	3/1/2023	15:44	MW-5.7-03012023	GW	P	0.45	•							Dissolved arsenic only.
MW-5.5	IRM and West of IRM	Source	2/27/2023	--	--	GW	P	None								Measure free product if observed.
MW-5.20	IRM and West of IRM	Downgradient	3/3/2023	8:01	MW-5.20-03032023	GW	P	None		•	•					
None	-	-	3/1/2023	10:40	EB-1-03012023	LDI	EB	0.45	•							Dissolved arsenic only.
None	-	-	2/28/2023	16:30	EB-2-02282023	LDI	EB	None		•	•	•	•	•	•	For VOCs: benzene, 1,1-DCA, 1,1-DCE, PCE, TCE, VC only.
None	-	-	3/3/2023	8:45	PDB-BLANK-03032023	LDI	TB	None				•				
None	-	-	2/28/2023	13:30	TB-1-02282023	LDI	TB	None				•				
None	-	-	3/1/2023	13:15	TB-2-03012023	LDI	TB	None				•				

Notes:

- Not applicable, not measured, or not analyzed
- Analysis required
- Du Duplicate
- EB Equipment Blank
- GW Groundwater
- LDI Laboratory-provided deionized water
- MS/MSD Matrix spike/matrix spike duplicate
- P Primary
- USEPA United States Environmental Protection Agency

- PCDD Polychlorinated dibenzo-p-dioxin
- PCDF Polychlorinated dibenzofuran
- PCP Pentachlorophenol
- TPHd total petroleum hydrocarbons as diesel
- TPHg total petroleum hydrocarbons as gasoline
- TB Trip blank
- VOC volatile organic compound

Table 2-1: Groundwater Elevation and LPH Thickness Data

Well ID	Measurement Date	Reference Elevation (ft NAVD88)	Depth To Water (ft toc)	Groundwater Elevation (ft NAVD88)	Depth To Product (ft toc)	Product Thickness (ft)
Parcel 2 AOI						
MW-2.2	2/27/2023	60.28	2.05	58.23	ND	0.0
MW-2.3	2/27/2023	62.25	3.45	58.80	ND	0.0
MW-2.7	2/27/2023	66.92	5.00	61.92	ND	0.0
Former AST and MES/Pilot Study AOIs						
MW-3.2	2/27/2023	75.78	6.51	69.27	ND	0.0
MW-3.3	2/27/2023	73.83	4.61	69.22	ND	0.0
MW-3.13	2/27/2023	75.91	6.62	69.29	ND	0.0
MW-3.17	2/27/2023	78.63	8.76	69.87	ND	0.0
MW-3.16R	2/27/2023	75.06	5.18	69.88	ND	0.0
MW-3.18	2/27/2023	71.91	2.89	69.02	ND	0.0
Former Dip Tank AOI						
MW-3.12R	2/27/2023	69.74	7.43	62.31	ND	0.0
MW-3.9	2/27/2023	62.89	3.72	59.17	ND	0.0
Planer #2 AOI						
MW-6.3	2/27/2023	49.71	5.46	44.25	ND	0.0
MW-6.4	2/27/2023	54.28	7.95	46.33	ND	0.0
MW-6.5	2/27/2023	56.11	3.16	52.95	ND	0.0
MW-6.7	2/27/2023	49.78	1.42	48.36	ND	0.0
MW-6.10	2/27/2023	50.45	3.69	46.76	ND	0.0
Sawmill/Sorter AOI						
MW-7.1	2/27/2023	53.50	5.80	47.70	ND	0.0
MW-7.2	2/27/2023	60.73	3.28	57.45	ND	0.0
MW-7.3	2/27/2023	55.78	3.99	51.79	ND	0.0
Greenhouse AOI						
MW-9.1	2/27/2023	96.55	14.40	82.15	ND	0.0
MW-9.2	2/27/2023	96.55	7.73	88.82	ND	0.0
Lowland AOI						
MW-4.1	2/27/2023	22.46	2.84	19.62	ND	0.0
MW-5.7	2/27/2023	44.35	3.30	41.05	ND	0.0
IRM and West of IRM AOIs						
MW-5.5	2/27/2023	57.14	3.71	53.43	3.66	0.05
MW-5.20	2/27/2023	59.01	6.71	52.30	ND	0.0

Notes:

ft	foot or feet	bgs	below ground surface
NAVD88	North American Vertical Datum of 1988	toc	(relative to) top of casing
ND	not detected	LPH	liquid-phase hydrocarbon

Table 2-2: Purging Data Summary

Location ID	Purging and/or Sampling Date	Screen Top (ft toc)	Screen Bottom (ft toc)	Bladder Pump Depth (ft toc)	Average Pumping or Flow Rate (mL/min)	Final pH (standard units)	Final Electrical Conductivity (µS/cm)	Final Dissolved Oxygen (mg/L)	Final ORP (mV)	Final Turbidity (NTU)
Parcel 2 AOI										
MW-2.2	2/28/2023	5.00	20.00	12.50	200	6.16	257	0.47	184	8
MW-2.3	2/28/2023	5.00	20.00	12.50	200	5.97	275	3.61	227	8
MW-2.7	2/28/2023	4.00	14.00	10.00	200	6.34	361	0.55	177	139
Former AST and MES/Pilot Study AOIs										
MW-3.2	2/28/2023	8.00	23.50	15.50	200	6.37	358	0.39	11	14
MW-3.3	2/28/2023	5.00	25.00	20.00	200	6.47	334	0.39	106	16
MW-3.13	3/1/2023	8.00	18.00	13.00	200	5.75	168	3.45	287	59
MW-3.17	3/1/2023	12.00	22.00	16.00	200	5.72	207	0.34	90	45
MW-3.16R	3/1/2023	4.60	14.60	10.00	200	5.85	342	4.06	255	11
MW-3.18	3/1/2023	5.00	15.00	9.00	200	6.17	333	0.25	213	2
Former Dip Tank AOI										
MW-3.9	2/28/2023	5.00	20.00	10.00	200	6.34	354	0.33	172	5
MW-3.12R	2/28/2023	7.00	17.00	15.00	200	5.51	3921	0.57	51	33
Planer #2 AOI										
MW-6.3	3/1/2023	6.00	16.00	11.00	100-200	6.22	1300	0.63	-52	104
MW-6.4	3/3/2023	5.00	15.00	12.00	200	6.49	535	2.83	47	5
MW-6.5	3/3/2023	5.00	15.00	10.50	200	6.25	310	0.31	-7	44
MW-6.7	3/3/2023	4.50	8.50	--	--	--	--	--	--	--
MW-6.10	3/3/2023	4.50	9.50	--	--	--	--	--	--	--
Sawmill/Sorter AOI										
MW-7.1	3/2/2023	5.00	15.00	10.50	200	6.41	702	0.38	-83	4
MW-7.2	3/2/2023	5.00	15.00	8.50	200	6.13	241	0.34	-36	12
MW-7.3	3/2/2023	5.00	15.00	9.00	200	6.30	628	0.29	-41	15
Greenhouse AOI										
MW-9.1	2/28/2023	9.00	19.00	18.00	200	5.97	193	4.26	212	158
MW-9.2	2/28/2023	7.00	17.00	12.00	200	5.80	118	4.53	212	27
Lowland AOI										
MW-4.1	3/1/2023	2.00	28.00	15.50	200	6.17	657	0.35	-41	14
MW-5.7	3/1/2023	5.00	35.00	30.00	200	6.25	667	0.37	-72	7
IRM and West of IRM AOIs										
MW-5.5 ^(a)	2/27/2023	5.00	30.00	--	--	--	--	--	--	--
MW-5.20	3/3/2023	5.00	15.00	12.00	200	6.47	662	0.37	69	4

Notes:

(a) Product in well, no sample collected.

ft	foot or feet	bgs	below ground surface
NAVD88	North American Vertical Datum of 1988	toc	(relative to) top of casing
mL/min	milliliter(s) per minute	mg/L	milligram(s) per liter
mV	millivolt(s)	NTU	nephelometric turbidity units

Notes for All Section 3 Tables

Notes:

- (a) Each monitoring well was assigned a purpose within the O&M program in the O&M Plan. These purposes are listed with the monitoring well ID in the tables.
- (b) Only total TPHd concentrations are reported by the laboratory and presented in reports. The instruments used for analysis are calibrated to read the total diesel range, in which the respective fractions are estimated. Presenting these fractions may provide calculated total concentrations that do not accurately represent site concentrations. Total TPH concentrations present a more accurate representation of the site as the instruments are calibrated for total TPH, and no estimating is involved. The current sampling objective is to monitor the influence of either previous soil remediation or offsite sources on groundwater quality; therefore, the total TPH concentrations are adequate because the NCRWQCB criteria are based solely on total concentrations.
- (c) 2,3,7,8-TCDD TEQ calculated using 2005 WHO (Van den Berg et al. 2006) TEFs for human/mammal; NDs excluded. If all congeners are non-detect, the result is reported as "ND."

'-' denotes not measured, not available, or not applicable.

'<' denotes not detected at or above the indicated method reporting limit.

Greater than the RG

The most recent four events are non-detect and/or at or below the RG.

mg/l milligrams per liter

pg/l picogram per liter

ug/l micrograms per liter

B Analyte found in associated blank.

H The chromatographic fingerprint of the sample resembles a petroleum product, but the elution pattern indicates the presence of a greater amount of heavier molecular weight constituents than the calibration standard.

J indicates an estimated concentration based on either the being less than the laboratory reporting limit or data validation findings.

R indicates the result has been rejected based on data validation findings.

U denotes that the value has been qualified as undetected due to blank contamination.

MDL Non-detect result reported at the method detection limit

Y The Chromatographic fingerprint of the sample resembles a petroleum product eluting in approximately the correct carbon range, but the elution pattern does not match the calibration standard

Table 3-1: Parcel 2 AOI (OU-C)

				2,3,7,8-TCDD TEQ
				pg/l
Units				0.05
Remedial Goal (RG)				
MCL				30
	Sample ID	Parent Sample ID	Sample Date	
MW-2.2 - downgradient				
	MW-2.2-101216		12/16/2010	0.0364
	MW-2.2-110426		4/26/2011	0.0441
	MW-2.2-111006		10/6/2011	0.21
	MW-2.2-120322		3/22/2012	0.136
	MW-2.2-120918		9/18/2012	0.0036
	MW-2.2-130304		3/4/2013	ND
	MW-2.2-130819		8/19/2013	0.046
	MW-2.2-140303		3/3/2014	0.068
	MW-2.2-140915		9/15/2014	0.0207
	MW-2.2-030215		3/2/2015	0.0414
	MW-2.2-150901		9/1/2015	0.0418
	MW-2.2-030716		3/7/2016	0.0910
	MW-2.2-091216		9/12/2016	0.131
	MW-2.2-022117		2/21/2017	0.17
	MW-2.2-083017		8/30/2017	5.51
	MW-2.2-030718		3/7/2018	0.051
	MW-2.2-091118		9/11/2018	0.148
	MW-2.2-022519		2/25/2019	0.56
	MW-2.2-091020		9/10/2020	1.12
	MW-2.2-030321		3/3/2021	0.013
	MW-2.2-092122		9/21/2022	0.23
	MW-2.2-02282023		2/28/2023	0.03
MW-2.3 - source				
	MW-2.3-100317		3/17/2010	4.32
	MW-2.3-100317D	MW-2.3-100317	3/17/2010	7.28
	MW-2.3-100923		9/23/2010	1.17
	MW-2.3-100923D	MW-2.3-100923	9/23/2010	0.884
	MW-2.3-110426		4/26/2011	ND
	MW-2.3-111006		10/6/2011	1.29
	MW-2.3-120322		3/22/2012	0.5
	MW-2.3-120622		6/22/2012	0.463
	MW-2.3-120918		9/18/2012	0.23
	MW-2.3-130304		3/4/2013	0.303
	MW-2.3-130819		8/19/2013	0.236
	MW-2.3-140303		3/3/2014	0.414
	MW-2.3-140915		9/15/2014	0.846
	MW-2.3-030315		3/3/2015	0.846
	MW-2.3-150831		8/31/2015	0.854
	MW-2.3-030716		3/7/2016	0.854
	MW-2.3-091216		9/12/2016	0.0582
	MW-2.3-022117		2/21/2017	0.442
	MW-2.3-083017		8/30/2017	7.71
	MW-2.3-030718		3/7/2018	0.558
	DUP-1-030718	MW-2.3-030718	3/7/2018	4.18
	MW-2.3-091118		9/11/2018	1.94
	MW-2.3-022519		2/25/2019	0.475
	MW-2.3-091020		9/10/2020	0.588
	MW-2.3-030321		3/3/2021	0.57
	MW-2.3-092122		9/21/2022	0.49
	MW-2.3-02282023		2/28/2023	0.19

Table 3-1: Parcel 2 AOI (OU-C)

				2,3,7,8-TCDD TEQ
				Units
				Remedial Goal (RG)
				MCL
Sample ID	Parent Sample ID	Sample Date		
MW-2.7 - upgradient				
MW-2.7-091118		9/11/2018		0.326
MW-2.7-022719		2/27/2019		0.186
MW-2.7-091020		9/10/2020		ND
MW-2.7-030321		3/3/2021		0.012
MW-2.7-092122		9/21/2022		0.041
MW-2.7-02282023		2/28/2023		0.033

Table 3-2A: Former AST and MES/Pilot Study AOIs

				Chemical Units	1,1-Dichloroethane	1,1-Dichloroethene	Benzene	Tetrachloroethene (PCE)	Trichloroethene (TCE)	Vinyl Chloride
				Remedial Goal (RG)	µg/L	µg/L	µg/L	µg/L	µg/L	µg/L
				MCL	3	6	0.15	0.06	1.7	0.05
				MCL	5	6	1	5	5	0.5
Sample ID	Parent Sample ID	Sample Date								
MW-3.2 - source										
MW-3.2-20040128		1/28/2004		--	--	--	--	--	--	--
MW-3.2-20040624		6/24/2004		--	--	--	--	--	--	--
MW-3.2-20040922		9/22/2004		0.9	< 0.5	< 0.5	2.2	0.8	< 0.5	< 0.5
MW-3.2-20041208		12/8/2004		2.3	< 0.5	< 0.5	1.5	0.5	< 0.5	< 0.5
MW-3.2-20050328		3/28/2005		< 0.5	< 0.5	< 0.5	2.1	0.6	< 0.5	< 0.5
MW-3.2-20050328D	MW-3.2-20050328	3/28/2005		< 0.5	< 0.5	< 0.5	2.1	0.5	< 0.5	< 0.5
MW-3.2-20050510		5/10/2005		0.4 J	< 0.09	< 0.04	1.8	0.5 J	< 0.2	< 0.2
MW-3.2-20050816		8/16/2005		0.3 J	< 0.09	< 0.04	2.4	0.4 J	< 0.2	< 0.2
MW-3.2-20051108		11/8/2005		0.4 J	< 0.1	19	0.9	0.4 J	< 0.1	< 0.1
MW-3.2-20060307		3/7/2006		< 0.06	< 0.2	0.2 J	8.1	0.8	< 0.2	< 0.2
MW-3.2-20060523		5/23/2006		0.09 J	< 0.06	2.8	8.2	0.8	< 0.1	< 0.1
MW-3.2-20060907		9/7/2006		0.08 J	< 0.5	4	3.5	0.7	< 0.5	< 0.5
MW-3.2-20060907D	MW-3.2-20060907	9/7/2006		0.09 J	< 0.5	3	4.7	0.8	< 0.5	< 0.5
MW-3.2-20070306		3/6/2007		0.6	< 0.5	1.6	3.3	0.9	< 0.5	< 0.5
MW-3.2-080326		3/26/2008		0.3 J	< 0.5	1.2	7.7	1.5	< 0.5	< 0.5
MW-3.2-090305		3/5/2009		0.7	< 0.5	2.4	1.8	1.0	0.2 J	0.2 J
MW-3.2-090609		6/9/2009		< 0.5	< 0.5	2.6	1.9	0.6	0.3 J	0.3 J
MW-3.2-091208		12/8/2009		1.8	< 0.5	2.0	2.2 J	1.0	0.1 J	0.1 J
MW-3.2-100316		3/16/2010		0.7	< 0.5	0.8	3.0	1.4	< 0.5	< 0.5
MW-3.2-110427		4/27/2011		--	--	--	--	--	--	--
MW-3.2-111006		10/6/2011		--	--	--	--	--	--	--
MW-3.2-120322		3/22/2012		--	--	--	--	--	--	--
MW-3.2-120621		6/21/2012		--	--	--	--	--	--	--
MW-3.2-120920		9/20/2012		--	--	--	--	--	--	--
MW-3.2-130307		3/7/2013		--	--	--	--	--	--	--
MW-3.2-140305		3/5/2014		--	--	--	--	--	--	--
MW-3.2-140917		9/17/2014		--	--	--	--	--	--	--
MW-3.2-030515		3/5/2015		--	--	--	--	--	--	--
MW-3.2-150902		9/2/2015		--	--	--	--	--	--	--
MW-3.2-031016		3/10/2016		--	--	--	--	--	--	--
MW-3.2-091316		9/13/2016		--	--	--	--	--	--	--
MW-3.2-022317		2/23/2017		--	--	--	--	--	--	--
MW-3.2-083017		8/30/2017		--	--	--	--	--	--	--
MW-3.2-030718		3/7/2018		--	--	--	--	--	--	--
MW-3.2-091218		9/12/2018		--	--	--	--	--	--	--
MW-3.2-022519		2/25/2019		--	--	--	--	--	--	--
MW-3.2-091020		9/11/2020		1.0	0.18 J	0.092 J	1.2	2.2	0.054	0.054
MW-3.2-031621		3/16/2021		1.1	0.073 J	0.11 J	0.27 J	0.58	0.080 J	0.080 J
MR-DUP-1-031621	MW-3.2-031621	3/16/2021		1.2	0.074 J	--	0.28 J	0.58	0.098 J	0.098 J

Table 3-2A: Former AST and MES/Pilot Study AOIs

				1,1-Dichloroethane µg/L	1,1-Dichloroethene µg/L	Benzene µg/L	Tetrachloroethene (PCE) µg/L	Trichloroethene (TCE) µg/L	Vinyl Chloride µg/L
Chemical Units									
Remedial Goal (RG)				3	6	0.15	0.06	1.7	0.05
MCL				5	6	1	5	5	0.5
Sample ID	Parent Sample ID	Sample Date							
MW-3.2 - source (cont'd)									
MW-3.2-092122		9/21/2022		0.61	0.13 J	< 0.20	0.73	1.5	<0.020
DUP-1-092122	MW-3.2-092122	9/21/2022		0.62	0.15 J	< 0.20	0.78	1.4	<0.020
MW-3.2-02282023		2/28/2023		0.37	<0.20	0.044 J	0.48 J	0.59	0.072 J
Dup-1-02282023	MW-3.2-02282023	2/28/2023		0.37	0.11 J	0.044 J	0.49 J	0.62	0.091 J
MW-3.3 - downgradient									
MW-3.3-20040128		1/28/2004		--	--	--	--	--	--
MW-3.3-20040624		6/24/2004		--	--	--	--	--	--
MW-3.3-20040922		9/22/2004		1.9	< 0.5	< 0.5	1.8	< 0.5	< 0.5
MW-3.3-20041208		12/8/2004		0.7	< 0.5	< 0.5	0.9	< 0.5	< 0.5
MW-3.3-20050328		3/28/2005		0.8	< 0.5	< 0.5	1.6	< 0.5	< 0.5
MW-3.3-20050510		5/10/2005		1.1	0.4 J	< 0.04	1.9	0.4 J	< 0.2
MW-3.3-20050510D	MW-3.3-20050510	5/10/2005		0.8	0.4 J	< 0.04	1.7	0.3 J	< 0.1
MW-3.3-20050816		8/16/2005		1.1	0.3 J	< 0.04	1.8	0.4 J	< 0.2
MW-3.3-20051108		11/8/2005		0.6	< 0.1	< 0.04	0.9	0.1 J	< 0.1
MW-3.3-20060307		3/7/2006		0.5	< 0.2	< 0.04	1.2	0.2 J	< 0.2
MW-3.3-20060523		5/23/2006		0.7	0.4 J	0.07 J	1.5	0.3 J	< 0.1
MW-3.3-20060907		9/7/2006		0.8	0.5 J	< 0.5	2.1	0.3 J	< 0.5
MW-3.3-20061205		12/5/2006		1.9	0.5 J	< 0.5	2.3	< 0.5 B	< 0.5
MW-3.3-20061205D	MW-3.3-20061205	12/5/2006		1.8	0.5 J	< 0.5	2.2	< 0.5 B	< 0.5
MW-3.3-20070306		3/6/2007		1.1	0.3 J	< 0.5	2.5	0.4 J	< 0.5
MW-3.3-20070306D	MW-3.3-20070306	3/6/2007		1	0.4 J	< 0.5	2.4	0.4 J	< 0.5
MW-3.3-20070612		6/12/2007		0.9	0.5 J	< 0.5	2.4	0.4 J	< 0.5
MW-3.3-20070612D	MW-3.3-20070612	6/12/2007		0.7	0.3 J	< 0.5	2.4	0.3 J	< 0.5
MW-3.3-20071011		10/11/2007		1.6	0.2 J	< 0.5	1.6	0.3 J	< 0.5
MW-3.3-20071213		12/13/2007		1.8	0.3 J	< 0.5	2.2	0.4 J	< 0.5
MW-3.3-080326		3/26/2008		0.6	0.4 J	< 0.5	2.5	0.4 J	< 0.5
MW-3.3-080604		6/4/2008		0.8	0.6	< 0.5	2.6	0.5 J	< 0.5
MW-3.3-080923		9/23/2008		1.6	0.2 J	< 0.5	1.9	0.4 J	< 0.5
MW-3.3-081211		12/11/2008		2.4	0.3 J	< 0.5	2.4	0.5	< 0.5
MW-3.3-090305		3/5/2009		1.2	0.3 J	< 0.5	1.9	0.4 J	< 0.5
MW-3.3-090609		6/9/2009		0.8	0.3 J	< 0.5	2.7	0.4 J	< 0.5
MW-3.3-090915		9/15/2009		1.8	0.2 J	< 0.5	1.8	0.4 J	< 0.5
MW-3.3-091208		12/8/2009		2.1	< 0.5	< 0.5	1.6 J	0.4 J	< 0.5
MW-3.3-100316		3/16/2010		0.8	0.3 J	< 0.5	2.4	0.4 J	< 0.5
MW-3.3-100616		6/16/2010		0.7	0.3 J	< 0.5	2.2	0.5 J	< 0.5
MW-3.3-100923		9/23/2010		1.5	0.3 J	< 0.5	2.1	0.4 J	< 0.5
MW-3.3-101216		12/16/2010		1.8	0.2 J	< 0.5	2.1	0.4 J	< 0.5
MW-3.3-091218		9/12/2018		1.1	< 0.20	< 0.20	2.0	0.58	< 0.020
MW-3.3-022819		2/28/2019		1.2	0.10 J	< 0.20	1.5	0.56	< 0.020 J

Table 3-2A: Former AST and MES/Pilot Study AOIs

				Chemical Units	1,1-Dichloroethane	1,1-Dichloroethene	Benzene	Tetrachloroethene (PCE)	Trichloroethene (TCE)	Vinyl Chloride
				Remedial Goal (RG)	µg/L	µg/L	µg/L	µg/L	µg/L	µg/L
				MCL	3	6	0.15	0.06	1.7	0.05
				MCL	5	6	1	5	5	0.5
Sample ID	Parent Sample ID	Sample Date								
MW-3.3 - downgradient (cont'd)										
MW-3.3-031621		3/16/2021		1.7	0.067 J	--	1.7	0.57	< 0.020	
MW-3.3-092222		9/22/2022		1.7	<0.20	--	1.4	0.64	<0.020	
MW-3.3-03012023		3/1/2023		0.94	0.25	--	2.0	0.57	<0.040 MDL	
MW-3.13 - source										
MW-3.13-20071011		10/11/2007		0.3 J	< 0.5	3.6	14	2.0	< 0.5	
MW-3.13-20071213		12/13/2007		0.7	< 0.5	0.6	19	2.3	< 0.5	
MW-3.13-080326		3/26/2008		0.3 J	< 0.5	1.6	22	1.7	< 0.5	
MW-3.13-080604		6/4/2008		0.3 J	< 0.5	0.5	25	1.8	< 0.5	
MW-3.13-080923		9/23/2008		0.4 J	0.2 J	1.7	24	2.9	< 0.5	
MW-3.13-081211		12/11/2008		0.4 J	0.2 J	1.9	29	3.0	< 0.5	
MW-3.13-090305		3/5/2009		0.3 J	0.1 J	0.6	20	2.3	< 0.5	
MW-3.13-090609		6/9/2009		< 0.5	< 0.5	0.2 J	21	1.6	< 0.5	
MW-3.13-090915		9/15/2009		0.4 J	< 0.5	0.5	17	1.7	< 0.5	
MW-3.13-100316		3/16/2010		0.2 J	< 0.5	1.5	15	1.7	< 0.5	
MW-3.13-101217		12/17/2010		0.4 J	< 0.5	0.2 J	16	2.5	< 0.5	
MW-3.13-110427		4/27/2011		0.20 J	< 0.50	0.73	10	1.5	< 0.50	
MW-3.13-111006		10/6/2011		0.42 J	< 0.50	< 0.50	13	2.0	< 0.50	
MW-3.13-120322		3/22/2012		0.38 J	< 0.50	< 0.50	14	1.9	< 0.50	
MW-3.13-120919		9/19/2012		< 0.5	< 0.5	< 0.5	21	2	< 0.5	
MW-3.13-130306		3/6/2013		0.38 J	< 0.16	< 0.047	17.2	1.8	< 0.16	
MW-3.13-130820		8/20/2013		0.27 J	< 0.50	< 0.50	24.2	2.6	< 0.40	
MW-3.13-140305		3/5/2014		1.4	0.31 J	0.43 J	11.9	2.0	< 0.20	
MW-3.13-140305D	MW-3.13-140305	3/5/2014		1.3	< 0.50	0.43 J	11.9	1.9	< 0.20	
MW-3.13-140916		9/16/2014		0.62	0.23 J	0.30 J	19.7	2.4	< 0.20	
MW-3.13-030315		3/3/2015		0.22 J	< 0.50	0.19 J	9.2	1.5	< 0.20	
MW-3.13-150901		9/1/2015		0.25 J	< 0.50	< 0.50	13	1.8	< 0.50	
MW-3.13-030816		3/8/2016		0.15 J	< 0.50	< 0.50	8.6	0.95	< 0.50	
MW-3.13-091316		9/13/2016		0.21 J	0.40 J	< 0.50	15	1.4	< 0.50	
MW-3.13-022117		2/21/2017		< 0.5	< 0.5	< 0.5	3.4	0.44 J	< 0.5	
MW-3.13-083017		8/30/2017		< 0.50	< 0.50	< 0.50	7.3	2.0	< 0.50	
MW-3.13-030618		3/6/2018		0.25 J	< 0.50	< 0.50	10	1.6	< 0.50	
MW-3.13-091218		9/12/2018		0.12 J	< 0.20	< 0.20	12	2.1	< 0.020	
MW-3.13-022519		2/25/2019		0.16 J	< 0.20	< 0.20	11	1.5	< 0.020 J	
MW-3.13-091120		9/11/2020		0.20	0.18 J	< 0.20	21	2.0	< 0.020	
MW-3.13-031621		3/16/2021		0.23	0.11 J	< 0.20	14	1.8	< 0.020	
MW-3.13-092222		9/22/2022		0.20	0.12 J	< 0.20	16	1.9	<0.020	
MW-3.13-03012023		3/1/2023		<0.20	<0.20	< 0.20	6.6	0.83	<0.040 MDL	

Table 3-2B: Former AST and MES/Pilot Study AOs

				1,1-Dichloroethane µg/L	1,1-Dichloroethene µg/L	Tetrachloroethene (PCE) µg/L	Trichloroethene (TCE) µg/L	Vinyl Chloride µg/L
Chemical Units								
Remedial Goal (RG)				3	6	0.06	1.7	0.05
MCL				5	6	5	5	0.5
Sample ID	Parent Sample ID	Sample Date						
MW-3.16R - downgradient								
MW-3.16R-081211		12/11/2008		0.2 J	< 0.5	0.6	0.1 J	< 0.5
MW-3.16R-081211D	MW-3.16R-081211	12/11/2008		0.1 J	< 0.5	0.6	< 0.5	< 0.5
MW-3.16R-090305		3/5/2009		0.4 J	< 0.5	1.0	0.3 J	< 0.5
MW-3.16R-090609		6/9/2009		0.3 J	< 0.5	0.7	< 0.5	< 0.5
MW-3.16R-090915		9/15/2009		0.2 J	< 0.5	0.6	< 0.5	< 0.5
MW-3.16R-091208		12/8/2009		0.2 J	< 0.5	0.8	0.1 J	< 0.5
MW-3.16R-100316		3/16/2010		0.3 J	< 0.5	0.6	0.1 J	< 0.5
MW-3.16R-100616		6/16/2010		0.4 J	< 0.5	0.6 J	0.2 J	< 0.5
MW-3.16R-100922		9/22/2010		0.3 J	< 0.5	0.5	0.1 J	< 0.5
MW-3.16R-100922D	MW-3.16R-100922	9/22/2010		0.3 J	< 0.5	0.5	0.1 J	< 0.5
MW-3.16R-101216		12/16/2010		0.2 J	< 0.5	0.6	0.1 J	< 0.5
MW-3.16R-101216D	MW-3.16R-101216	12/16/2010		0.2 J	< 0.5	0.6	0.1 J	< 0.5
MW-3.16R-091218		9/12/2018		0.041 J	< 0.20	0.49 J	< 0.20	< 0.020
MW-3.16R-022619		2/26/2019		0.061 J	< 0.20	0.59	0.066 J	< 0.020 J
MW-3.16R-091120		9/11/2020		0.047 J	< 0.20	0.59	< 0.20	< 0.020
MW-3.16R-031621		3/16/2021		0.042 J	< 0.20	0.41 J	< 0.20	< 0.020
MW-3.16R-092222		9/22/2022		<0.20	<0.20	0.43 J	<0.20	<0.020
MW-3.16R-03012023		3/1/2023		<0.20	<0.20	0.22 J	0.12 J	<0.040 MDL
MW-3.17 - upgradient								
MW-3.17-081007		10/7/2008		< 0.5	< 0.5	< 0.5	0.2 J	< 0.5
MW-3.17-081211		12/11/2008		< 0.5	< 0.5	0.5	0.8	< 0.5
MW-3.17-090304		3/4/2009		< 0.5	< 0.5	0.9	1	< 0.5
MW-3.17-090610		6/10/2009		< 0.5	< 0.5	0.5 J	1.0	< 0.5
MW-3.17-090610D	MW-3.17-090610	6/10/2009		< 0.5	< 0.5	0.4 J	1.0	< 0.5
MW-3.17-090915		9/15/2009		< 0.5	< 0.5	< 0.5	0.8	< 0.5
MW-3.17-091208		12/8/2009		< 0.5	< 0.5	0.3 J	1.7	< 0.5
MW-3.17-100316		3/16/2010		< 0.5	< 0.5	0.4 J	2.0	< 0.5
MW-3.17-100617		6/17/2010		< 0.5	< 0.5	< 0.5	1.1	< 0.5
MW-3.17-100922		9/22/2010		< 0.5	< 0.5	0.1 J	1.3	< 0.5
MW-3.17-101216		12/16/2010		< 0.5	< 0.5	0.2 J	1.6	< 0.5
MW-3.17-091318		9/13/2018		< 0.20 R	< 0.20 R	0.32 J	0.57 J	< 0.020 R
DUP-4-091318	MW-3.17-091318	9/13/2018		< 0.20	< 0.20	0.41 J	0.78 J	< 0.020
MW-3.17-022719		2/27/2019		< 0.20	< 0.20	0.39 J	0.73	< 0.020 J
DUP-3-022719	MW-3.17-022719	2/27/2019		< 0.20	< 0.20	0.41 J	0.76	< 0.020 J
MW-3.17-092222		9/22/2022		<0.20	<0.20	0.53	1.4	<0.020
MW-3.17-030123		3/1/2023		<0.20	<0.20	0.47 J	1.4	<0.040 MDL

Table 3-2B: Former AST and MES/Pilot Study AOs

				Chemical Units	1,1-Dichloroethane µg/L	1,1-Dichloroethene µg/L	Tetrachloroethene (PCE) µg/L	Trichloroethene (TCE) µg/L	Vinyl Chloride µg/L
				Remedial Goal (RG)	3	6	0.06	1.7	0.05
				MCL	5	6	5	5	0.5
Sample ID	Parent Sample ID	Sample Date							
MW-3.18 - downgradient									
MW-3.18-081007		10/7/2008		3.3	0.2 J	3.3	1.0	< 0.5	
MW-3.18-081211		12/11/2008		2.7	0.2 J	4.0	1.4	< 0.5	
MW-3.18-090305		3/5/2009		2.8	0.2 J	3.3	1.2	0.1 J	
MW-3.18-090609		6/9/2009		2.9	< 0.5	3.0	1.0	< 0.5	
MW-3.18-090916		9/16/2009		2.7	< 0.5	3.2	1.2	< 0.5	
MW-3.18-090916D	MW-3.18-090916	9/16/2009		2.6	< 0.5	3.4	1.2	0.1 J	
MW-3.18-091209		12/9/2009		2.9	0.2 J	4.1	1.2	0.2 J	
MW-3.18-100316		3/16/2010		2.0	0.1 J	2.9	1.0	< 0.5	
MW-3.18-100316D	MW-3.18-100316	3/16/2010		2.2	0.1 J	3.2	1.1	< 0.5	
MW-3.18-100616		6/16/2010		2.4	0.1 J	2.8	0.9	< 0.5	
MW-3.18-100923		9/23/2010		2.2	< 0.5	5.0	1.2	< 0.5	
MW-3.18-100923D	MW-3.18-100923	9/23/2010		2.3	< 0.5	4.7	1.2	< 0.5	
MW-3.18-101216		12/16/2010		2.4	< 0.5	4.1	1.4	< 0.5	
MW-3.18-091218		9/12/2018		1.4	< 0.20	4.3	1.7	< 0.020	
MW-3.18-022619		2/26/2019		1.5	< 0.20	3.6	1.6	< 0.020 J	
MW-3.18-091120		9/11/2020		1.2	0.045 J	4.1	1.2	0.038	
MW-3.18-031621		3/16/2021		0.89	0.065 J	3.6	1.3	0.15 J	
MW-3.18-092222		9/22/2022		0.73	<0.20	2.8	1.3	<0.020	
MW-3.18-03012023		3/1/2023		1.0	0.066 J	2.9	1.1	0.049 J	

Table 3-2C: Former AST and MES/Pilot Study AOIs

				Chemical Units	Total Diesel µg/L
				Remedial Goal (RG)	100
	Sample ID	Parent Sample ID	Sample Date		
MW-3.2 - source					
	MW-3.2-20040128		1/28/2004		400
	MW-3.2-20040624		6/24/2004		240
	MW-3.2-20040922		9/22/2004		450
	MW-3.2-20041208		12/8/2004		560
	MW-3.2-20050328		3/28/2005		< 50
	MW-3.2-20050328D	MW-3.2-20050328	3/28/2005		< 50
	MW-3.2-20050510		5/10/2005		120 Y
	MW-3.2-20050816		8/16/2005		75 Y
	MW-3.2-20051108		11/8/2005		197
	MW-3.2-20060307		3/7/2006		ND
	MW-3.2-20060523		5/23/2006		112
	MW-3.2-20060907		9/7/2006		ND
	MW-3.2-20070306		3/6/2007		365
	MW-3.2-080326		3/26/2008		650
	MW-3.2-090305		3/5/2009		4510
	MW-3.2-090609		6/9/2009		420
	MW-3.2-091208		12/8/2009		1030
	MW-3.2-100316		3/16/2010		1340
	MW-3.2-110427		4/27/2011		260
	MW-3.2-111006		10/6/2011		390
	MW-3.2-120322		3/22/2012		1500
	MW-3.2-120621		6/21/2012		170
	MW-3.2-120920		9/20/2012		480
	MW-3.2-130307		3/7/2013		1100
	MW-3.2-140305		3/5/2014		1100
	MW-3.2-140917		9/17/2014		490
	MW-3.2-030515		3/5/2015		730
	MW-3.2-150902		9/2/2015		140
	MW-3.2-031016		3/10/2016		< 53
	MW-3.2-091316		9/13/2016		96
	MW-3.2-022317		2/23/2017		220
	MW-3.2-083017		8/30/2017		430
	MW-3.2-030718		3/7/2018		270
	MW-3.2-091218		9/12/2018		110
	MW-3.2-022519		2/25/2019		650
	MW-3.2-091020		9/11/2020		580
	MW-3.2-091021		3/16/2021		320
	MR-DUP-1-031621	MW-3.2-031621	3/16/2021		270

Table 3-2C: Former AST and MES/Pilot Study AOIs

				Chemical Units	Total Diesel µg/L
				Remedial Goal (RG)	100
	Sample ID	Parent Sample ID	Sample Date		
MW-3.2 - source (cont'd)					
	MW-3.2-092122		9/21/2022		920 J
	DUP-1-092122	MW-3.2-092122	9/21/2022		800 J
	MW-3.2-02282023		2/28/2023		190
	DUP-1-02282023	MW-3.2-02282023	2/28/2023		200
MW-3.13 - source					
	MW-3.13-20071011		10/11/2007		2630
	MW-3.13-20071213		12/13/2007		475
	MW-3.13-080326		3/26/2008		182
	MW-3.13-080604		6/4/2008		447
	MW-3.13-080923		9/23/2008		93
	MW-3.13-081211		12/11/2008		130
	MW-3.13-090305		3/5/2009		150
	MW-3.13-090609		6/9/2009		15 J
	MW-3.13-090915		9/15/2009		ND
	MW-3.13-100316		3/16/2010		195
	MW-3.13-101217		12/17/2010		47
	MW-3.13-110427		4/27/2011		130
	MW-3.13-111006		10/6/2011		< 53 B
	MW-3.13-120322		3/22/2012		< 52
	MW-3.13-120919		9/19/2012		< 54
	MW-3.13-130306		3/6/2013		< 150 B
	MW-3.13-130820		8/20/2013		< 53 B
	MW-3.13-140305		3/5/2014		< 150 B
	MW-3.13-140305D	MW-3.13-140305	3/5/2014		< 130 B
	MW-3.13-140916		9/16/2014		56
	MW-3.13-030315		3/3/2015		410
	MW-3.13-150901		9/1/2015		< 48
	MW-3.13-030816		3/8/2016		< 54
	MW-3.13-091316		9/13/2016		< 53
	MW-3.13-022117		2/21/2017		< 53
	MW-3.13-083017		8/30/2017		100
	MW-3.13-030618		3/6/2018		< 59
	MW-3.13-091218		9/12/2018		< 51
	MW-3.13-022519		2/25/2019		320
	MW-3.13-091120		9/11/2020		100 J
	MW-3.13-031621		3/16/2021		61 J
	MW-3.13-092222		9/22/2022		29 J
	MW-3.13-03012023		3/1/2023		95

Table 3-3: Former Dip Tank AOI (OU-C)

				Chemical	Pentachlorophenol	2,3,7,8-TCDD TEQ
				Units	µg/L	pg/l
				Remedial Goal (RG)	0.3	0.05
				MCL	1	30
	Sample ID	Parent Sample ID	Sample Date			
MW-3.9 - downgradient						
	MW-3.9-20040923		9/23/2004	< 19		--
	MW-3.9-20041208		12/8/2004	< 19		--
	MW-3.9-20050329		3/29/2005	< 20		--
	MW-3.9-20050510		5/10/2005	< 1.8		--
	MW-3.9-20050817		8/17/2005	< 0.72		--
	MW-3.9-20051108		11/8/2005	< 0.52		--
	MW-3.9-20060308		3/8/2006	15 J		--
	MW-3.9-20060523		5/23/2006	< 1.1		--
	MW-3.9-20060907		9/7/2006	16 J		--
	MW-3.9-20061207		12/7/2006	3.3 J		--
	MW-3.9-20070306		3/6/2007	0.57		0.004
	MW-3.9-20070612		6/12/2007	< 0.30		ND
	MW-3.9-20070905		9/5/2007	< 0.30		ND
	MW-3.9-20070905D	MW-3.9-20070905	9/5/2007	0.20 J		ND
	MW-3.9-20071211		12/11/2007	< 0.30		0.002
	MW-3.9-20071211D	MW-3.9-20071211	12/11/2007	< 0.30		0.031
	MW-3.9-080326		3/26/2008	< 0.30		--
	MW-3.9-080326D	MW-3.9-080326	3/26/2008	< 0.30		--
	MW-3.9-080604		6/4/2008	< 0.3		--
	MW-3.9-080923		9/23/2008	2.3		--
	MW-3.9-081211		12/11/2008	< 0.3 B		--
	MW-3.9-081211D	MW-3.9-081211	12/11/2008	< 0.3 B		--
	MW-3.9-090305		3/5/2009	0.3 J		--
	MW-3.9-090610		6/10/2009	< 0.3		--
	MW-3.9-090916		9/16/2009	< 0.3		--
	MW-3.9-090916D	MW-3.9-090916	9/16/2009	< 0.3		--
	MW-3.9-091208		12/8/2009	< 0.3		--
	MW-3.9-091208D	MW-3.9-091208	12/8/2009	< 0.3		--
	MW-3.9-100317		3/17/2010	0.1 J		0.002
	MW-3.9-100923		9/23/2010	69		--
	MW-3.9-110426		4/26/2011	< 0.33 B		--
	MW-3.9-110713		7/13/2011	< 0.49 B		--
	MW-3.9-111006		10/6/2011	1.2		--
	MW-3.9-111215		12/15/2011	7.0		--
	MW-3.9-120322		3/22/2012	0.43		--
	MW-3.9-120619		6/19/2012	0.84		--
	MW-3.9-120918		9/18/2012	0.84		--
	MW-3.9-121211		12/11/2012	< 0.32		--
	MW-3.9-130306		3/6/2013	0.36 J		--
	MW-3.9-130819		8/19/2013	8.7		--
	MW-3.9-140303		3/3/2014	0.32 J		--
	MW-3.9-140915		9/15/2014	< 0.31		--

Table 3-3: Former Dip Tank AOI (OU-C)

				Chemical	Pentachlorophenol	2,3,7,8-TCDD TEQ
				Units	µg/L	pg/l
				Remedial Goal (RG)	0.3	0.05
				MCL	1	30
	Sample ID	Parent Sample ID	Sample Date			
MW-3.9 (cont'd)						
	MW-3.9-030315		3/3/2015		< 0.30	--
	MW-3.9-150831		8/31/2015		< 0.29	--
	MW-3.9-030816		3/8/2016		0.17 J	--
	MW-3.9-091216		9/12/2016		< 0.31 J	--
	MW-3.9-022117		2/21/2017		0.18 J	--
	MW-3.9-083017		8/30/2017		0.16 J	--
	MW-3.9-030718		3/7/2018		< 0.31	--
	MW-3.9-091118		9/11/2018		0.18 J	--
	MW-3.9-022619		2/26/2019		0.27 J	--
	MW-3.9-091120		9/11/2020		1.6 J	ND
	MW-3.9-031621		3/16/2021		< 0.93	1.3
	MW-3.9-092222		9/22/2022		<1.0	ND
	MW-3.9-02282023		2/28/2023		0.48 J	0.039
MW-3.12 (replaced by MW-3.12R)						
	MW-3.12-20071010		10/10/2007		0.45	6.67
	MW-3.12-20071010D	MW-3.12-20071010	10/10/2007		0.43	9.97
	MW-3.12-20071211		12/11/2007		23	1.68
	MW-3.12-20071211D	MW-3.12-20071211	12/11/2007		14	0.091
	MW-3.12-080326		3/26/2008		64	0.573
	MW-3.12-080604		6/4/2008		10	0.068
	MW-3.12-080604D	MW-3.12-080604	6/4/2008		--	0.092
	MW-3.12-080923		9/23/2008		0.46	0.426
	MW-3.12-080923D	MW-3.12-080923	9/23/2008		--	2.96
	MW-3.12-081211		12/11/2008		9.2	7.31
	MW-3.12-090305		3/5/2009		35	13.8
	MW-3.12-090610		6/10/2009		19	5.52
	MW-3.12-090610D	MW-3.12-090610	6/10/2009		--	4.07
	MW-3.12-090916		9/16/2009		< 0.3 B	2.46
	MW-3.12-100317		3/17/2010		120	75.3
	MW-3.12-100923		9/23/2010		36	17.8
	MW-3.12-110427		4/27/2011		150 B	--
	MW-3.12-110427D	MW-3.12-110427	4/27/2011		150 B	--
	MW-3.12-110713		7/13/2011		69	0.047
	MW-3.12-110713D	MW-3.12-110713	7/13/2011		70	0.719
	MW-3.12-111006		10/6/2011		21 J	0.017
	MW-3.12-111006D	MW-3.12-111006	10/6/2011		15 J	0.015
	MW-3.12-111214		12/14/2011		18	--
	MW-3.12-111214D	MW-3.12-111214	12/14/2011		24	1.26
	MW-3.12-120322		3/22/2012		4.0	1.54
	MW-3.12-120619		6/19/2012		8.4	3.89
	MW-3.12-120619D	MW-3.12-120619	6/19/2012		8.8	0.999
	MW-3.12-120918		9/18/2012		< 0.59 B	0.175

Table 3-3: Former Dip Tank AOI (OU-C)

				Chemical	Pentachlorophenol	2,3,7,8-TCDD TEQ
				Units	µg/L	pg/l
				Remedial Goal (RG)	0.3	0.05
				MCL	1	30
	Sample ID	Parent Sample ID	Sample Date			
MW-3.12 (cont'd)						
	MW-3.12-120918D	MW-3.12-120918	9/18/2012		< 0.35	0.272
	MW-3.12-121212		12/12/2012		2.2	3.22
	MW-3.12-121212D	MW-3.12-121212	12/12/2012		2.3	3.63
	MW-3.12-130305		3/5/2013		6.5	3.55
	MW-3.12-130305D	MW-3.12-130305	3/5/2013		7.5	4.83
	MW-3.12-130820		8/20/2013		< 0.8 B	8.01
	MW-3.12-130820D	MW-3.12-130820	8/20/2013		< 0.64 B	14.2
	MW-3.12-140303		3/3/2014		< 0.51 J	1.46
	MW-3.12-140915		9/15/2014		< 0.30	12
	MW-3.12-140915D	MW-3.12-140915	9/15/2014		< 0.31	1.58
	MW-3.12-030315		3/3/2015		< 0.34	2.99
	DUP-1-030315	MW-3.12-030315	3/3/2015		< 0.34	3.67
	MW-3.12-150831		8/31/2015		< 0.30	1.42
	DUP-1-083115	MW-3.12-150831	8/31/2015		< 0.29	2.56
	MW-3.12-030716		3/7/2016		0.29 J	0.583
	DUP-1-030716	MW-3.12-030716	3/7/2016		0.32 J	1.54
	MW-3.12-091316		9/13/2016		0.34 J	0.0126
	DUP-1-091316	MW-3.12-091316	9/13/2016		0.31 J	0.125
	MW-3.12-022117		2/21/2017		3.3	27.2
	DUP-1-022117	MW-3.12-022117	2/21/2017		2.8	17.3
	MW-3.12-082917		8/29/2017		0.46	10.4
	DUP-1-082917	MW-3.12-082917	8/29/2017		0.37	12.7
MW-3.12R - source						
	MW-3.12R-091118		9/11/2018		1.7	0.362
	DUP-1-091118	MW-3.12R-091118	9/11/2018		1.6	1.93
	MW-3.12R-022619		2/26/2019		20	0.27
	DUP-1-022619	MW-3.12R-022619	2/26/2019		18	0.343
	MW-3.12R-091120		9/11/2020		< 1.0 UJ	ND
	MW-3.12R-F-091120	(field filtered)	9/11/2020		< 1.0 UJ	ND
	MR-DUP-2-091120		9/11/2020		< 1.0 UJ	ND
	MW-3.12R-031621		3/16/2021		0.73 J	0.098
	MR-DUP-2-031621	MW-3.12R-031621	3/16/2021		0.71 J	ND
	MW-3.12R-092122		9/21/2022		0.57 J	0.49
	DUP-2-092122	MW-3.12R-092122	9/21/2022		0.47 J	0.56
	MW-3.12R-02282023		2/28/2023		0.82 J	0.13
	DUP-2-02282023	MW-3.12R-02282023	2/28/2023		0.81 J	ND

Table 3-4A: Planer #2 AOI (OU-D)

				Chemical Units	1,1-Dichloroethane µg/L	1,1-Dichloroethene µg/L	Tetrachloroethene (PCE) µg/L	Trichloroethene (TCE) µg/L	Vinyl Chloride µg/L
				Remedial Goal (RG)	3	6	0.06	1.7	0.05
				MCL	5	6	5	5	0.5
Sample ID	Parent Sample ID	Sample Date							
MW-6.3 - downgradient									
MW-6.3-20071010		10/10/2007		9.2	8.1	< 0.5	< 0.5	0.09 J	
MW-6.3-20071212		12/12/2007		6.9	8.8	< 0.5	< 0.5	0.3 J	
MW-6.3-080325		3/25/2008		4.1	5.0	< 0.5	< 0.5	0.1 J	
MW-6.3-080604		6/4/2008		2.3	2.4	< 0.5	< 0.5	< 0.5	
MW-6.3-080924		9/24/2008		7.0	9.7	< 0.5	< 0.5	< 0.5	
MW-6.3-081211		12/11/2008		5.4	8.6	< 0.5	< 0.5	< 0.5	
MW-6.3-090305		3/5/2009		3.2	6.8	< 0.5	< 0.5	0.1 J	
MW-6.3-090609		6/9/2009		3.0	4.7	< 0.5	< 0.5	< 0.5	
MW-6.3-090915		9/15/2009		3.7	6.9	< 0.5	< 0.5	< 0.5	
MW-6.3-091208		12/8/2009		2.8	7.3	< 0.5	< 0.5	< 0.5	
MW-6.3-100318		3/18/2010		1	1.8	< 0.5	< 0.5	< 0.5	
MW-6.3-100616		6/16/2010		1.3	3.2	< 0.5	< 0.5	< 0.5	
MW-6.3-100921		9/21/2010		3.1	7.5 J	< 0.5	< 0.5	< 0.5	
MW-6.3-101214		12/14/2010		1.9	6.9	< 0.5	< 0.5	< 0.5	
MW-6.3-110428		4/28/2011		1.4	4.7	< 0.50	< 0.50	< 0.50	
MW-6.3-110428D	MW-6.3-110428	4/28/2011		1.4	4.8	< 0.50	< 0.50	< 0.50	
MW-6.3-110712		7/12/2011		1.2	3.0	< 0.50	< 0.50	< 0.50	
MW-6.3-110712D	MW-6.3-110712	7/12/2011		1.2	3.3	< 0.50	< 0.50	< 0.50	
MW-6.3-111005		10/5/2011		0.87	2.8	< 0.50	< 0.50	< 0.50	
MW-6.3-111005D	MW-6.3-111005	10/5/2011		0.85	2.8	< 0.50	< 0.50	< 0.50	
MW-6.3-111214		12/14/2011		1.5	6.5	< 0.50	< 0.50	< 0.50	
MW-6.3-111214D	MW-6.3-111214	12/14/2011		1.5	6.6	< 0.50	< 0.50	< 0.50	
MW-6.3-120320		3/20/2012		0.68	2.8	< 0.50	< 0.50	< 0.50	
MW-6.3-120620		6/20/2012		0.97	5.1	< 0.50	< 0.50	< 0.50	
MW-6.3-120620D	MW-6.3-120620	6/20/2012		1.0	5.1	< 0.50	< 0.50	< 0.50	

Table 3-4A: Planer #2 AOI (OU-D)

				Chemical Units	1,1-Dichloroethane µg/L	1,1-Dichloroethene µg/L	Tetrachloroethene (PCE) µg/L	Trichloroethene (TCE) µg/L	Vinyl Chloride µg/L
				Remedial Goal (RG)	3	6	0.06	1.7	0.05
				MCL	5	6	5	5	0.5
Sample ID	Parent Sample ID	Sample Date							
MW-6.3 (cont'd)									
MW-6.3-120919		9/19/2012		1	4.9	< 0.5	< 0.5	< 0.5	< 0.5
MW-6.3-120919D	MW-6.3-120919	9/19/2012		1.1	4.8	< 0.5	< 0.5	< 0.5	< 0.5
MW-6.3-121212		12/12/2012		0.41 J	2.1	< 0.50	< 0.50	< 0.50	< 0.50
MW-6.3-121212D	MW-6.3-121212	12/12/2012		0.49 J	2.4	< 0.50	< 0.50	< 0.50	< 0.50
MW-6.3-130307		3/7/2013		0.91	6.6	< 0.16	< 0.11	< 0.16	< 0.16
MW-6.3-130307D	MW-6.3-130307	3/7/2013		0.92	6.8	< 0.16	< 0.11	< 0.16	< 0.16
MW-6.3-130820		8/20/2013		1.1	6.0	< 0.50	< 0.40	< 0.40	< 0.40
MW-6.3-140305		3/5/2014		0.51	4.9	< 0.50	< 0.40	< 0.20	< 0.20
MW-6.3-140918		9/18/2014		0.68	3.2	< 0.50	< 0.40	< 0.20	< 0.20
MW-6.3-030515		3/5/2015		0.40 J	3.9	< 0.50	< 0.40	< 0.20	< 0.20
MW-6.3-150901		9/1/2015		0.39 J	2.5	< 0.50	< 0.50	< 0.50	< 0.50
MW-6.3-031016		3/10/2016		0.25 J	2.0	< 0.50	< 0.50	< 0.50	< 0.50
MW-6.3-091316		9/13/2016		0.39 J	2.1	< 0.50	< 0.50	< 0.50	< 0.50
MW-6.3-022217		2/22/2017		< 0.5	< 0.5	< 0.5	< 0.5	< 0.5	< 0.5
MW-6.3-083017		8/30/2017		0.26 J-	2.1 J-	< 0.50	< 0.50	< 0.50	< 0.50
MW-6.3-030618		3/6/2018		0.31 J	2.2	< 0.50	< 0.50	< 0.50	< 0.50
MW-6.3-091218		9/12/2018		0.29	1.8	< 0.50	< 0.20	< 0.020	< 0.020
MW-6.3-022819		2/28/2019		< 0.20	< 0.20	< 0.50	< 0.20	< 0.020 J	< 0.020 J
MW-6.3-092222		9/22/2022		0.36	2.3	< 0.50	< 0.20	< 0.020	< 0.020
MW-6.3-030123		3/1/2023		0.22	1.4	< 0.50	< 0.20	0.071 J	0.071 J
MW-6.7 - source									
MW-6.7-101228		12/28/2010		21 J	24 J	< 0.5	< 0.5	< 0.5	< 0.5
MW-6.7-101228D	MW-6.7-101228	12/28/2010		18	25	< 0.5	< 0.5	< 0.5	< 0.5
MW-6.7-110428		4/28/2011		22	23	< 0.50	< 0.50	< 0.50	< 0.50
MW-6.7-110712		7/12/2011		27	32	< 0.50	0.21 J	< 0.50	< 0.50

Table 3-4A: Planer #2 AOI (OU-D)

				Chemical Units	1,1-Dichloroethane µg/L	1,1-Dichloroethene µg/L	Tetrachloroethene (PCE) µg/L	Trichloroethene (TCE) µg/L	Vinyl Chloride µg/L
				Remedial Goal (RG)	3	6	0.06	1.7	0.05
				MCL	5	6	5	5	0.5
Sample ID	Parent Sample ID	Sample Date							
MW-6.7 (cont'd)									
MW-6.7-111005		10/5/2011		13	23	< 0.50	< 0.50	< 0.50	< 0.50
MW-6.7-111214		12/14/2011		16	27	< 0.50	< 0.50	< 0.50	< 0.50
MW-6.7-120321		3/21/2012		13	23	< 0.50	< 0.50	< 0.50	< 0.50
MW-6.7-120619		6/19/2012		15	34	< 0.50	0.20 J	< 0.50	< 0.50
MW-6.7-120918		9/18/2012		14	35	< 0.5	0.24 J	< 0.5	< 0.5
MW-6.7-121212		12/12/2012		10	19	< 0.50	< 0.50	< 0.50	< 0.50
MW-6.7-130307		3/7/2013		15.7	27.3	< 0.16	0.17 J	< 0.16	< 0.16
MW-6.7-130820		8/20/2013		16.7	43.9	< 0.50	0.21 J	< 0.40	< 0.40
MW-6.7-130820D	MW-6.7-130820	8/20/2013		17.5	47.2	< 0.50	0.25 J	< 0.40	< 0.40
MW-6.7-140305		3/5/2014		5.3	10.9 J	< 0.50	< 0.40	< 0.20	< 0.20
MW-6.7-140305D	MW-6.7-140305	3/5/2014		2.0	8.7	< 0.50	< 0.40	< 0.20	< 0.20
MW-6.7-140918		9/18/2014		9.7	59.0	< 0.50	0.42	0.26	0.26
MW-6.7-140918D	MW-6.7-140918	9/18/2014		9.6	58.8	< 0.50	0.39 J	0.30	0.30
MW-6.7-030515		3/5/2015		7.1	23.1	< 0.50	0.17 J	< 0.20	< 0.20
DUP-2-030515	MW-6.7-030515	3/5/2015		7.1	23.7	< 0.50	0.19 J	< 0.20	< 0.20
MW-6.7-150901		9/1/2015		4.5	29	< 0.50	0.20 J	< 0.50	< 0.50
DUP-2-090115	MW-6.7-150901	9/1/2015		4.5	28	< 0.50	< 0.50	< 0.50	< 0.50
MW-6.7-031016		3/10/2016		3.2	4.9	< 0.50	< 0.50	< 0.50	< 0.50
DUP-2-031016	MW-6.7-031016	3/10/2016		3.6	5.9	< 0.50	< 0.50	< 0.50	< 0.50
MW-6.7-091316		9/13/2016		4.0	45	< 0.50	0.22 J	0.30 J	0.30 J
DUP-2-091316	MW-6.7-091316	9/13/2016		4.1	40	< 0.50	< 0.50	0.36 J	0.36 J
MW-6.7-022217		2/22/2017		3.7	6.4	< 0.5	< 0.5	< 0.5	< 0.5
DUP-3-022217	MW-6.7-022217	2/22/2017		3.6	6.2	< 0.5	< 0.5	< 0.5	< 0.5
MW-6.7-083017		8/30/2017		3.8	49	< 0.50	< 0.50	< 0.50	< 0.50
DUP-3-083017	MW-6.7-083017	8/30/2017		3.8	48	< 0.50	< 0.50	< 0.50	< 0.50

Table 3-4A: Planer #2 AOI (OU-D)

				Chemical Units	1,1-Dichloroethane µg/L	1,1-Dichloroethene µg/L	Tetrachloroethene (PCE) µg/L	Trichloroethene (TCE) µg/L	Vinyl Chloride µg/L
				Remedial Goal (RG)	3	6	0.06	1.7	0.05
				MCL	5	6	5	5	0.5
Sample ID	Parent Sample ID	Sample Date							
MW-6.7 (cont'd)									
MW-6.7-030618		3/6/2018		3.1	7.1	< 0.50	< 0.50	< 0.50	< 0.50
DUP-2-030618	MW-6.7-030618	3/6/2018		2.9	7.8	< 0.50	< 0.50	< 0.50	< 0.50
MW-6.7-091318		9/13/2018		3.4 J	40	0.17 J	0.33	0.18 J	0.18 J
DUP-2-091318	MW-6.7-091318	9/13/2018		4.2 J	40	0.14 J	0.25	0.077 J	0.077 J
MW-6.7-022819		2/28/2019		0.81	0.58	< 0.50	< 0.20	< 0.020 J	< 0.020 J
DUP-2-022819	MW-6.7-022819	2/28/2019		0.94	0.69	< 0.50	0.17 J	< 0.020 J	< 0.020 J
MW-6.7-091020		9/10/2020		4.6	57	0.15 J	< 0.20	0.49	0.49
MW-6.7-030121		3/1/2021		1.2	3.3	< 0.50	< 0.20	< 0.020 J	< 0.020 J
MW-6.7-092022		9/20/2022		2.4	11	0.086 J	0.099 J	0.14	0.14
MW-6.7-03032023		3/3/2023		0.18 J	0.19 J	<0.50	<0.20	<0.040 MDL	<0.040 MDL
MW-6.10 - transition									
MW-6.10-101227		12/27/2010		3.3	8.1	< 0.5	< 0.5	< 0.5	< 0.5
MW-6.10-110428		4/28/2011		2.5	7.8	< 0.50	< 0.50	0.20 J	0.20 J
MW-6.10-110714		7/14/2011		2.6	8.8	< 0.50	< 0.50	< 0.50	< 0.50
MW-6.10-111005		10/5/2011		2.0	6.2	< 0.50	< 0.50	< 0.50	< 0.50
MW-6.10-111214		12/14/2011		2.3	8.1	< 0.50	< 0.50	< 0.50	< 0.50
MW-6.10-120320		3/20/2012		2.0	7.8	< 0.50	< 0.50	< 0.50	< 0.50
MW-6.10-120619		6/19/2012		1.9	9.1	< 0.50	< 0.50	< 0.50	< 0.50
MW-6.10-120919		9/19/2012		2.5	7.8	< 0.5	< 0.5	< 0.5	< 0.5
MW-6.10-121212		12/12/2012		1.8	6.6	< 0.50	< 0.50	< 0.50	< 0.50
MW-6.10-130307		3/7/2013		2.2	10.1	< 0.16	< 0.11	< 0.16	< 0.16
MW-6.10-130820		8/20/2013		3.1	10.9	< 0.50	< 0.40	< 0.40	< 0.40
MW-6.10-140305		3/5/2014		2.0	9.1	< 0.50	< 0.40	< 0.20	< 0.20
MW-6.10-140918		9/18/2014		2.3	8.3	< 0.50	< 0.40	0.097 J	0.097 J
MW-6.10-030515		3/5/2015		2.2	9.5	< 0.50	< 0.40	0.16 J	0.16 J

Table 3-4A: Planer #2 AOI (OU-D)

				Chemical Units	1,1-Dichloroethane µg/L	1,1-Dichloroethene µg/L	Tetrachloroethene (PCE) µg/L	Trichloroethene (TCE) µg/L	Vinyl Chloride µg/L
				Remedial Goal (RG)	3	6	0.06	1.7	0.05
				MCL	5	6	5	5	0.5
Sample ID	Parent Sample ID	Sample Date							
MW-6.10 - transition									
MW-6.10-150901		9/1/2015		1.6	6.4	< 0.50	< 0.50	< 0.50	< 0.50
MW-6.10-031016		3/10/2016		2.5	6.1	< 0.50	< 0.50	< 0.50	< 0.50
MW-6.10-091316		9/13/2016		3.7	6.8	< 0.50	< 0.50	< 0.50	< 0.50
MW-6.10-022217		2/22/2017		5.5	8.5	< 0.5	< 0.5	< 0.5	< 0.5
MW-6.10-083017		8/30/2017		4.4	9.2	< 0.50	< 0.50	< 0.50	< 0.50
MW-6.10-030618		3/6/2018		2.5	5.3	< 0.50	< 0.50	< 0.50	< 0.50
MW-6.10-091318		9/13/2018		1.7	6.3	< 0.50	< 0.20	< 0.020	< 0.020
MW-6.10-022819		2/28/2019		2.0	6.7	< 0.50	0.36	0.21 J	0.21 J
MW-6.10-091020		9/10/2020		2.7	8.0	< 0.50	< 0.20	0.18	0.18
MW-6.10-030121		3/1/2021		2.2	6.9	< 0.50	< 0.20	0.3	0.3
MW-6.10-092022		9/20/2022		1.2	4.7	< 0.50	< 0.20	0.15	0.15
MW-6.10-030323		3/3/2023		3.5	8.2	< 0.50	0.074 J	<0.040 MDL	<0.040 MDL

Table 3-4B: Planer #2 AOI (OU-D)

				Chemical Units	Arsenic µg/L
				Remedial Goal (RG)	2.5
				MCL	10
	Sample ID	Parent Sample ID	Sample Date		
MW-6.3 - downgradient					
	MW-6.3-20071010		10/10/2007		2.4
	MW-6.3-20071212		12/12/2007		7.5
	MW-6.3-080325		3/25/2008		16
	MW-6.3-080604		6/4/2008		8.0
	MW-6.3-080924		9/24/2008		13
	MW-6.3-081211		12/11/2008		13
	MW-6.3-090305		3/5/2009		9.4
	MW-6.3-090609		6/9/2009		17
	MW-6.3-090915		9/15/2009		13
	MW-6.3-091208		12/8/2009		20
	MW-6.3-100318		3/18/2010		29
	MW-6.3-100616		6/16/2010		23
	MW-6.3-100921		9/21/2010		6.2
	MW-6.3-100921D	MW-6.3-100921	9/21/2010		6.5
	MW-6.3-101214		12/14/2010		9.9
	MW-6.3-110428		4/28/2011		11
	MW-6.3-110428D	MW-6.3-110428	4/28/2011		12
	MW-6.3-110712		7/12/2011		25
	MW-6.3-110712D	MW-6.3-110712	7/12/2011		23
	MW-6.3-110714		7/14/2011		11
	MW-6.3-110714D	MW-6.3-110714	7/14/2011		11
	MW-6.3-111005		10/5/2011		11
	MW-6.3-111005D	MW-6.3-111005	10/5/2011		9.0
	MW-6.3-111214		12/14/2011		7.8
	MW-6.3-111214D	MW-6.3-111214	12/14/2011		6.7
	MW-6.3-120320		3/20/2012		11
	MW-6.3-120620		6/20/2012		11
	MW-6.3-120620D	MW-6.3-120620	6/20/2012		11
	MW-6.3-120919		9/19/2012		7.8
	MW-6.3-120919D	MW-6.3-120919	9/19/2012		6.9
	MW-6.3-121212		12/12/2012		7.4
	MW-6.3-121212D	MW-6.3-121212	12/12/2012		7.1
	MW-6.3-130307		3/7/2013		5.2
	MW-6.3-130307D	MW-6.3-130307	3/7/2013		5.3
	MW-6.3-130820		8/20/2013		7.1
	MW-6.3-140918		9/18/2014		8.1
	MW-6.3-030515		3/5/2015		18.5

Table 3-4B: Planer #2 AOI (OU-D)

				Chemical Units	Arsenic µg/L
				Remedial Goal (RG)	2.5
				MCL	10
	Sample ID	Parent Sample ID	Sample Date		
MW-6.3 (cont'd)					
	MW-6.3-031016		3/10/2016		6.8
	MW-6.3-091316		9/13/2016		7.9
	MW-6.3-022217		2/22/2017		4.5 J
	MW-6.3-083017		8/30/2017		6.3
	MW-6.3-030618		3/6/2018		5.9
	MW-6.3-091218		9/12/2018		26
	MW-6.3-022819		2/28/2019		8.7
	MW-6.3-092222		9/22/2022		33
	MW-6.3-030123		3/1/2023		4.5
MW-6.4 - downgradient					
	MW-6.4-091208-D0.10		12/8/2009		4.2
	MW-6.4-091208-D0.45		12/8/2009		4.1
	MW-6.4-100318		3/18/2010		< 1.0
	MW-6.4-100616		6/16/2010		2.6
	MW-6.4-100921		9/21/2010		1.4
	MW-6.4-101214		12/14/2010		2.2
	MW-6.4-110427		4/27/2011		2.6
	MW-6.4-110712		7/12/2011		2.2
	MW-6.4-110714		7/14/2011		2.1
	MW-6.4-111006		10/6/2011		2.2
	MW-6.4-111213		12/13/2011		2.5
	MW-6.4-120320		3/20/2012		1.7
	MW-6.4-120619		6/19/2012		1.3
	MW-6.4-120918		9/18/2012		2.4
	MW-6.4-121212		12/12/2012		2.6
	MW-6.4-130307		3/7/2013		0.44 J
	MW-6.4-091318		9/13/2018		1.6
	MW-6.4-092022		9/20/2022		2.7
	MW-6.4-030323		3/3/2023		<2.0
MW-6.5 - geochemistry					
	MW-6.5-091208		12/8/2009		6.7
	MW-6.5-100318		3/18/2010		10
	MW-6.5-100616		6/16/2010		8.8
	MW-6.5-100921		9/21/2010		11
	MW-6.5-101214		12/14/2010		6.6
	MW-6.5-091318		9/13/2018		21

Table 3-4B: Planer #2 AOI (OU-D)

				Chemical Units	Arsenic µg/L
				Remedial Goal (RG)	2.5
				MCL	10
	Sample ID	Parent Sample ID	Sample Date		
MW-6.5 - (cont'd)					
	MW-6.5-022819		2/28/2019	2.3 J	
	MW-6.5-092022		9/20/2022	2.6	
	MW-6.5-030323		3/3/2023	1.5 J	

Table 3-5: Sawmill/Sorter AOI (OU-D)

			Chemical Units	Arsenic µg/L
			Remedial Goal (RG)	2.5
			MCL	10
	Sample ID	Parent Sample ID	Sample Date	
MW-7.1 - geochemistry				
	MW-7.1-20040922		9/22/2004	< 5
	MW-7.1-20041208		12/8/2004	< 5
	MW-7.1-20050331		3/31/2005	< 5
	MW-7.1-20050512		5/12/2005	< 2.1
	MW-7.1-20050818		8/18/2005	1.1
	MW-7.1-20051110		11/10/2005	< 1
	MW-7.1-20060309		3/9/2006	1.3
	MW-7.1-20060309D	MW-7.1-20060309	3/9/2006	2
	MW-7.1-20060525		5/25/2006	2
	MW-7.1-20060908		9/8/2006	1.8
	MW-7.1-20061205		12/5/2006	2.3
	MW-7.1-20070308		3/8/2007	3.3
	MW-7.1-20070614		6/14/2007	0.95 J
	MW-7.1-20070906		9/6/2007	0.93 J
	MW-7.1-20071213		12/13/2007	4.0
	MW-7.1-120622		6/22/2012	1.6
	MW-7.1-091218		9/12/2018	4.0
	MW-7.1-022719		2/27/2019	14
	DUP-4-022719	MW-7.1-022719	2/27/2019	15
	MW-7.1-090920		9/9/2020	42
	MW-7.1-030221		3/2/2021	65
	MW-7.1-092022		9/20/2022	64
	MW-7.1-030223		3/2/2023	42
MW-7.2 - upgradient				
	MW-7.2-091208-D0.45		12/8/2009	13
	MW-7.2-100318		3/18/2010	17
	MW-7.2-100616		6/16/2010	13
	MW-7.2-100616D	MW-7.2-100616	6/16/2010	13
	MW-7.2-100923		9/23/2010	19
	MW-7.2-101216		12/16/2010	9.2
	MW-7.2-120622		6/22/2012	4.3
	MW-7.2-091218		9/12/2018	< 1.0
	DUP-5-091218	MW-7.2-091218	9/12/2018	< 1.0
	MW-7.2-022719		2/27/2019	< 5.0
	MW-7.2-090920		9/9/2020	< 2.0
	MW-7.2-030221		3/2/2021	< 2.0
	GP-DUP-1-030221	MW-7.2-030221	3/2/2021	1.0 J

Table 3-5: Sawmill/Sorter AOI (OU-D)

				Chemical Units	Arsenic µg/L
				Remedial Goal (RG)	2.5
				MCL	10
	Sample ID	Parent Sample ID	Sample Date		
MW-7.2 (cont'd)					
	MW-7.2-092022		9/20/2022		4.1
	MW-7.2-030223		3/2/2023		1.0 J
MW-7.3 - geochemistry					
	MW-7.3-091211-D0.10		12/11/2009		1.3
	MW-7.3-091211-D0.45		12/11/2009		1.4
	MW-7.3-100318		3/18/2010		2.2
	MW-7.3-100616		6/16/2010		1.3
	MW-7.3-100923		9/23/2010		1.3
	MW-7.3-101216		12/16/2010		1.5
	MW-7.3-120622		6/22/2012		3.2
	MW-7.3-091218		9/12/2018		33
	MW-7.3-022619		2/26/2019		31
	MW-7.3-090920		9/9/2020		48
	MW-7.3-030221		3/2/2021		44
	GP-DUP-2-030221	MW-7.3-030221	3/2/2021		45
	MW-7.3-092022		9/20/2022		39
	DUP-3-092022	MW-7.3-092022	9/20/2022		40
	MW-7.3-030223		3/2/2023		34
	DUP-3-0930223	MW-7.3-030223	3/2/2023		35

Table 3-6: Greenhouse AOI (OU-D)

			Chemical Units	Atrazine µg/L
			Remedial Goal (RG)	0.15
			MCL	3
	Sample ID	Parent Sample ID	Sample Date	
MW-9.1 - downgradient				
	MW-9.1-091818		9/18/2018	< 0.50
	MW-9.1-022619		2/26/2019	< 0.50
	MW-9.1-092022		9/20/2022	< 0.50
	MW-9.1-02282023		2/28/2023	< 0.25
MW-9.2 - source				
	MW-9.2-091030		10/30/2009	6.8
	MW-9.2-091214		12/14/2009	4.1
	MW-9.2-100317		3/17/2010	1.6
	MW-9.2-100616		6/16/2010	3.1
	MW-9.2-100616D	MW-9.2-100616	6/16/2010	2.9
	MW-9.2-100922		9/22/2010	2.8 J
	MW-9.2-100922D	MW-9.2-100922	9/22/2010	1.6 J
	MW-9.2-101216		12/16/2010	2.0
	MW-9.2-110426		4/26/2011	1.8
	MW-9.2-111007		10/7/2011	2.3
	MW-9.2-120322		3/22/2012	1.8 J
	MW-9.2-120622		6/22/2012	1.5
	MW-9.2-120918		9/18/2012	2.0 J
	MW-9.2-120918D	MW-9.2-120918	9/18/2012	1.4 J
	MW-9.2-130306		3/6/2013	1.5
	MW-9.2-130820		8/20/2013	1.6
	MW-9.2-140916		9/16/2014	0.93
	MW-9.2-150901		9/1/2015	1.1 J
	MW-9.2-030816		3/8/2016	< 0.5
	MW-9.2-091316		9/13/2016	0.92
	MW-9.2-022217		2/22/2017	0.76
	MW-9.2-030718		3/7/2018	0.66
	MW-9.2-022619		2/26/2019	0.52
	MW-9.2-090920		9/9/2020	0.85
	MW-9.2-030221		3/2/2021	< 0.05
	MW-9.2-092022		9/20/2022	0.53
	MW-9.2-02282023		2/28/2023	0.29

Table 3-7A: Lowland (OU-E)

				Chemical Units	Barium µg/L
				Remedial Goal (RG)	1000
				MCL	1000
	Sample ID	Parent Sample ID	Sample Date		
MW-4.1 - geochemistry					
	MW-4.1-20040923		9/23/2004		3300
	MW-4.1-20041208		12/8/2004		9600
	MW-4.1-20050330		3/30/2005		3400
	MW-4.1-20050512		5/12/2005		3100
	MW-4.1-20050818		8/18/2005		4200
	MW-4.1-20051110		11/10/2005		4400
	MW-4.1-20051110D	MW-4.1-20051110	11/10/2005		4400
	MW-4.1-20060307		3/7/2006		2400
	MW-4.1-20060522		5/22/2006		3300
	MW-4.1-20060906		9/6/2006		4100 J
	MW-4.1-20061205		12/5/2006		3100
	MW-4.1-20070306		3/6/2007		1900
	MW-4.1-20070613		6/13/2007		2000
	MW-4.1-20070905		9/5/2007		4000
	MW-4.1-20071211		12/11/2007		2700
	MW-4.1-080326		3/26/2008		1600
	MW-4.1-080923		9/23/2008		3800
	MW-4.1-090305		3/5/2009		1400 J
	MW-4.1-090917		9/17/2009		4400
	MW-4.1-091209-D0.10		12/9/2009		1700 J
	MW-4.1-091209-D0.45		12/9/2009		1900 J
	MW-4.1-100317		3/17/2010		1400
	MW-4.1-100317D	MW-4.1-100317	3/17/2010		1400
	MW-4.1-100922		9/22/2010		770
	MW-4.1-110427		4/27/2011		1300
	MW-4.1-111006		10/6/2011		1900
	MW-4.1-120322		3/22/2012		1100
	MW-4.1-120919		9/19/2012		1700
	MW-4.1-130306		3/6/2013		1600
	MW-4.1-130820		8/20/2013		1580
	MW-4.1-140305		3/5/2014		1120
	MW-4.1-030115		3/3/2015		1230
	MW-4.1-030816		3/8/2016		1100
	MW-4.1-022317		2/23/2017		970
	MW-4.1-030618		3/6/2018		880
	MW-4.1-022719		2/27/2019		880
	MW-4.1-030123		3/1/2023		790

Table 3-7B: Lowland (OU-E)

				Chemical Units	Arsenic µg/L
				Remedial Goal (RG)	2.5
				MCL	10
	Sample ID	Parent Sample ID	Sample Date		
MW-5.7 - geochemistry					
	MW-5.7-20040923		9/23/2004		23
	MW-5.7-20041209		12/9/2004		12
	MW-5.7-20050330		3/30/2005		19
	MW-5.7-20050511		5/11/2005		14
	MW-5.7-20050817		8/17/2005		14
	MW-5.7-20051109		11/9/2005		16
	MW-5.7-20060307		3/7/2006		15
	MW-5.7-20060522		5/22/2006		12
	MW-5.7-20060906		9/6/2006		15
	MW-5.7-20061205		12/5/2006		15
	MW-5.7-20070306		3/6/2007		20
	MW-5.7-20070613		6/13/2007		16
	MW-5.7-20070905		9/5/2007		15
	MW-5.7-20071212		12/12/2007		22
	MW-5.7-080325		3/25/2008		18
	MW-5.7-080604		6/4/2008		13
	MW-5.7-080924		9/24/2008		16
	MW-5.7-081212		12/12/2008		19
	MW-5.7-090305		3/5/2009		21
	MW-5.7-090610		6/10/2009		20
	MW-5.7-090916		9/16/2009		23
	MW-5.7-091208-D0.10		12/8/2009		24 J
	MW-5.7-091208-D0.45		12/8/2009		24
	MW-5.7-100319		3/19/2010		16
	MW-5.7-100616		6/16/2010		18
	MW-5.7-100923		9/23/2010		21
	MW-5.7-100923D	MW-5.7-100923	9/23/2010		19
	MW-5.7-101214		12/14/2010		1.9
	MW-5.7-091218		9/12/2018		20
	MW-5.7-022719		2/27/2019		8.1
	MW-5.7-092022		9/20/2022		14
	MW-5.7-030123		3/1/2023		8.2

Table 3-8: IRM and West of IRM AOIs (OU-E)

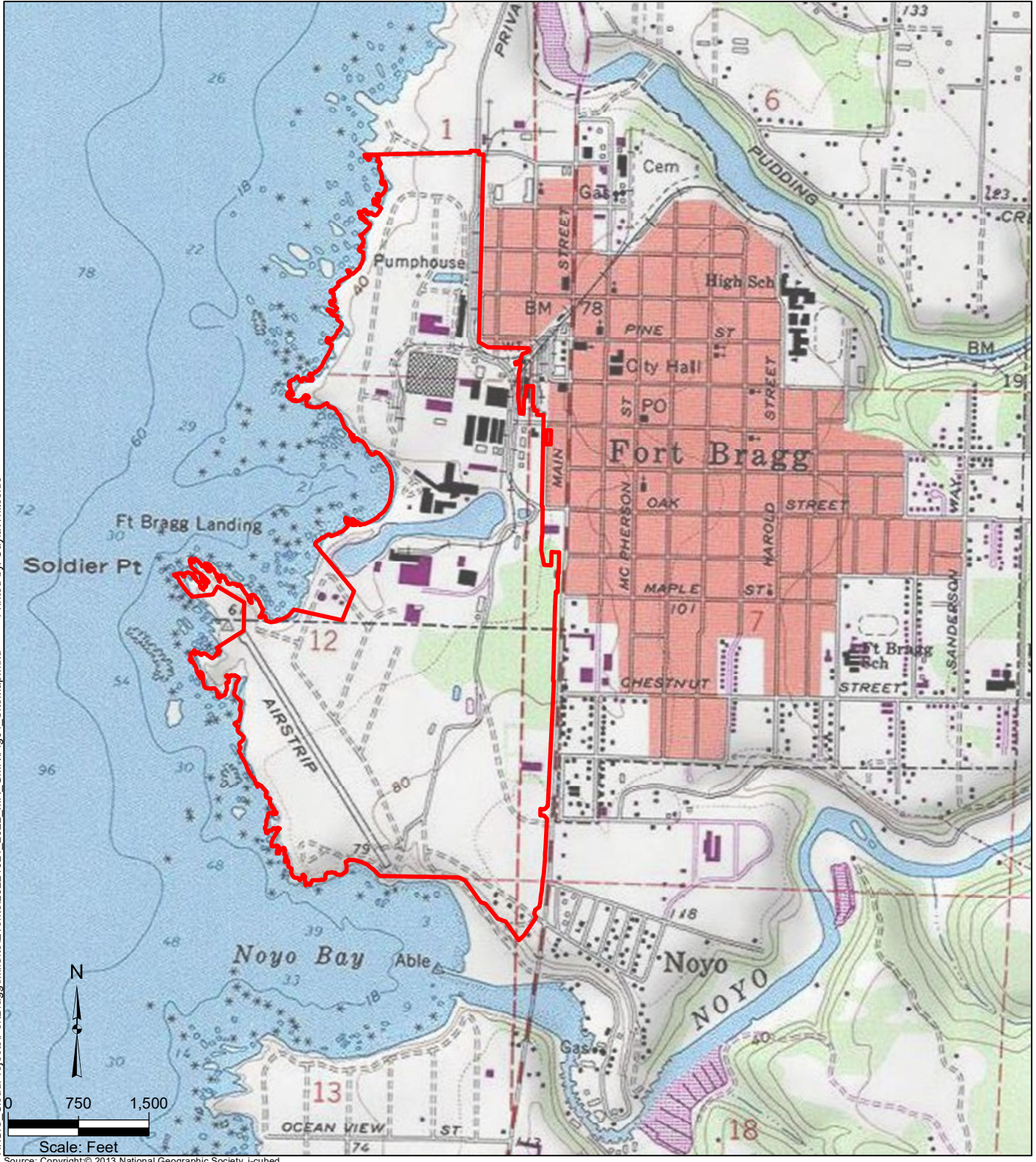
				Chemical Units	Total Diesel µg/L	Total Gasoline µg/L
				Remedial Goal (RG)	100	50
	Sample ID	Parent Sample ID	Sample Date			
MW-5.5 - source						
	MW-5.5-20040129		1/29/2004		< 50	< 50
	MW-5.5-20040625		6/25/2004		< 50	< 50
	MW-5.5-20040922		9/22/2004		610 H	< 50
	MW-5.5-20041209		12/9/2004		370 HY	< 50
	MW-5.5-20050329		3/29/2005		< 50	< 50
	MW-5.5-20050511		5/11/2005		< 21	< 50
	MW-5.5-20050511D	MW-5.5-20050511	5/11/2005		< 21	< 50
	MW-5.5-20050817		8/17/2005		< 16	< 50
	MW-5.5-20051109		11/9/2005		ND	22.7
	MW-5.5-20060308		3/8/2006		62	ND
	MW-5.5-20060523		5/23/2006		ND	ND
	MW-5.5-20060907		9/7/2006		ND	ND
	MW-5.5-20061207		12/7/2006		ND	ND
	MW-5.5-20070308		3/8/2007		16	ND
	MW-5.5-20070613		6/13/2007		ND	ND
	MW-5.5-20070905-RE		9/5/2007		ND	--
	MW-5.5-20071212		12/12/2007		33	ND
MW-5.20 - downgradient						
	MW-5.20-091211		12/11/2009		1108	45.2
	MW-5.20-100318		3/18/2010		1660	69
	MW-5.20-100616		6/16/2010		1260	68
	MW-5.20-100921		9/21/2010		324	ND B
	MW-5.20-101217		12/17/2010		339	ND B
	MW-5.20-101217D	MW-5.20-101217	12/17/2010		299	ND B
	MW-5.20-110426		4/26/2011		1300	200
	MW-5.20-111005		10/5/2011		350	25 J
	MW-5.20-120320		3/20/2012		260	ND
	MW-5.20-120919		9/19/2012		280	ND
	MW-5.20-130306		3/6/2013		< 330 B	45.5 J
	MW-5.20-130820		8/20/2013		1100	ND
	MW-5.20-140305		3/5/2014		< 330 B	58.9
	MW-5.20-140916		9/16/2014		380	ND
	MW-5.20-030515		3/4/2015		910	ND
	MW-5.20-150901		9/1/2015		180	39 J
	MW-5.20-120715		12/7/2015		55	--
	DUP-1-120715	MW-5.20-120715	12/7/2015		63	--
	MW-5.20-030816		3/8/2016		110	< 50
	MW-5.20-053116		5/31/2016		180	--

Table 3-8: IRM and West of IRM AOIs (OU-E)

				Chemical Units	Total Diesel µg/L	Total Gasoline µg/L
				Remedial Goal (RG)	100	50
	Sample ID	Parent Sample ID	Sample Date			
MW-5.20 (cont'd)						
	MW-5.20-092122		9/21/2022		39 J	<50
	DUP-1-053116	MW-5.20-053116	5/31/2016		170	--
	MW-5.20-091316		9/13/2016		180	29 J
	MW-5.20-022317		2/23/2017		33 J	< 50
	MW-5.20-083017		8/30/2017		84	43 J
	MW-5.20-030718		3/7/2018		< 52	< 50
	MW-5.20-091318		9/13/2018		73	27 J
	MW-5.20-022719		2/27/2019		< 47	< 50
	MW-5.20-091020		9/10/2020		160 J	< 50
	MW-5.20-030121		3/1/2021		32 U	< 50
	MW-5.20-092122		9/21/2022		39 J	<50
	MW-5.20-030323		3/3/2023		<47	<50

Figures

H:\GIS_CloudProjects\FortBragg\MillSite\Events\20221024_2022_MR_GMR\Fig01_SiteMap.mxd Printed by: CaylaWhiteside



Source: Copyright © 2013 National Geographic Society, i-cubed

Legend

 Site Boundary

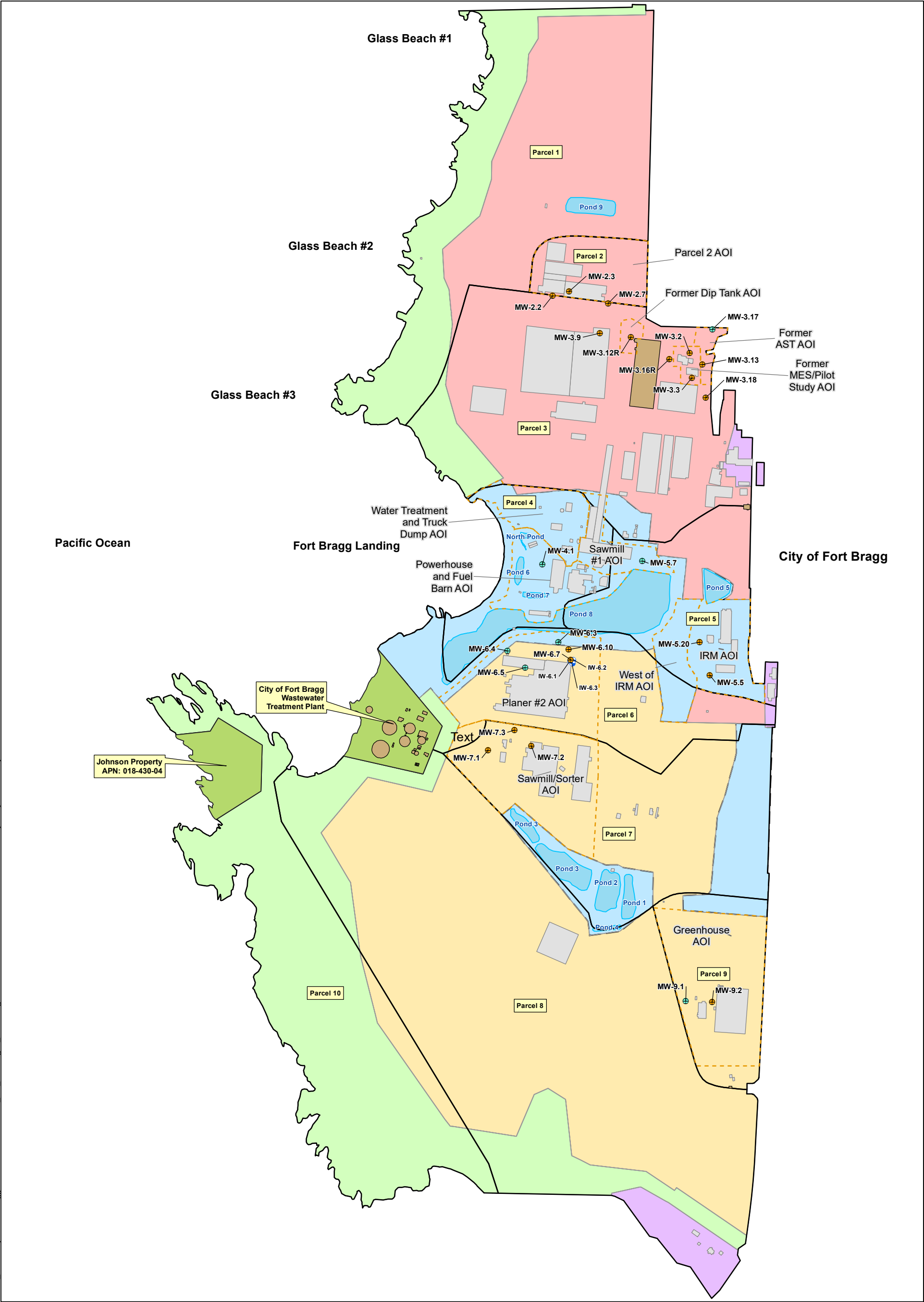


Former Georgia-Pacific Wood Products Facility
Fort Bragg, California

Site Location Map

1965021*21

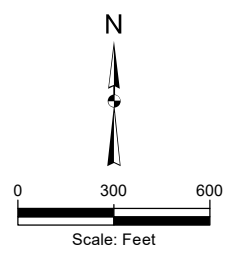
Figure 1



Legend

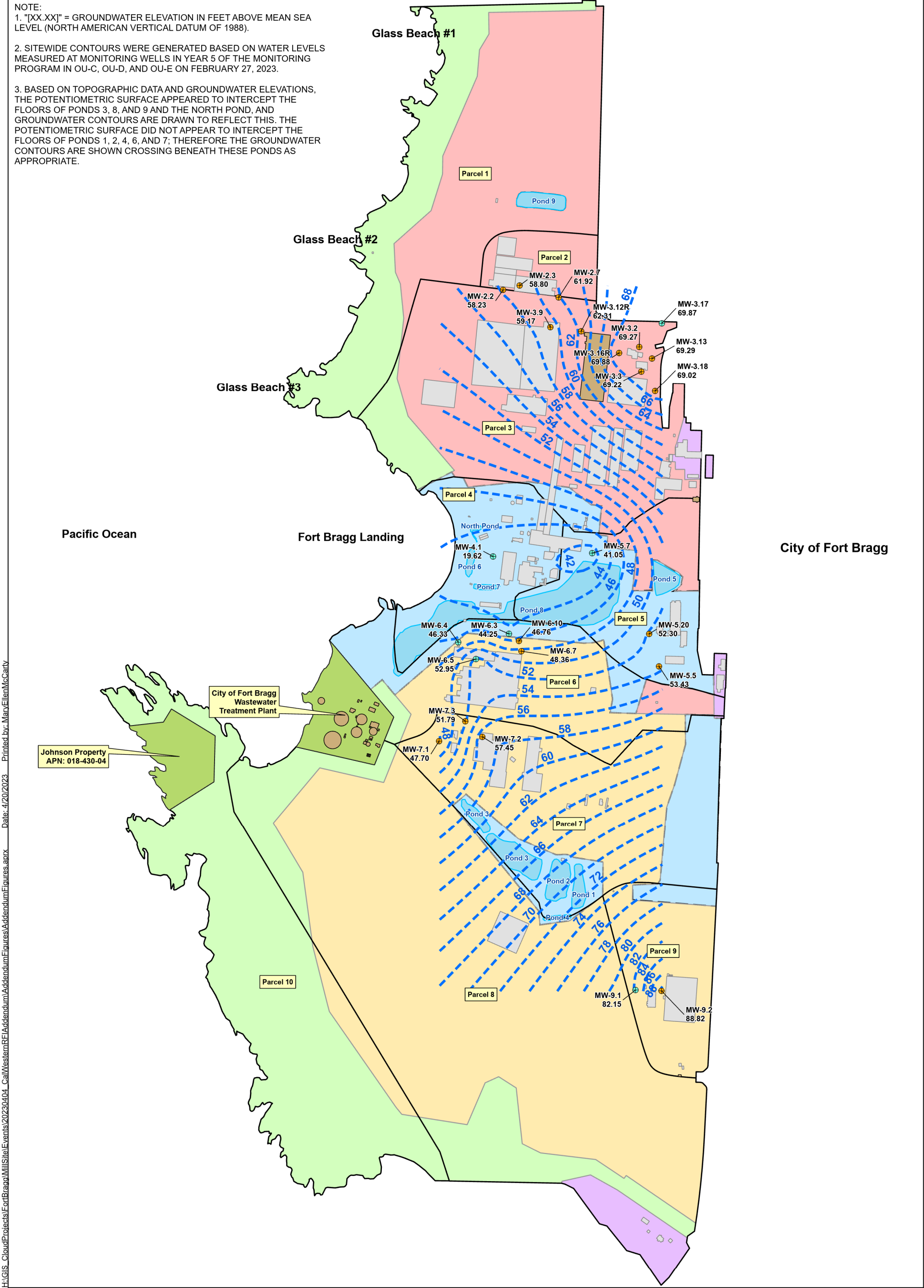
- | | | |
|-----------------------------|--|-------------------------------------|
| Facility Parcel | Operable Units | Monitoring Network-
Year 5 only |
| Property Owned by
Others | Coastal Trail/Park
Acquisition (OU-A) | Monitoring Network-
Year 3 and 5 |
| Structure | "Offsite" Non-
Industrial (OU-B) | |
| Former Structure | Northern (OU-C) | |
| Areas of Interest
(AOI) | Southern (OU-D) | |
| Pond | Ponds/Park (OU-E) | |

Notes:
1. Groundwater in the Powerhouse and Fuel Barn AOI, Water Treatment and Truck Dump AOI, and Sawmill #1 AOI are collectively discussed as the Lowland Groundwater AOC. This is consistent with the OU-E FS and GW O&M Plans.



Monitoring Locations

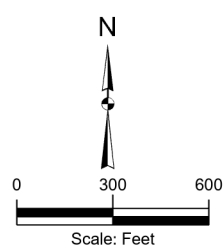
NOTE:
 1. "[XX.XX]" = GROUNDWATER ELEVATION IN FEET ABOVE MEAN SEA LEVEL (NORTH AMERICAN VERTICAL DATUM OF 1988).
 2. SITEWIDE CONTOURS WERE GENERATED BASED ON WATER LEVELS MEASURED AT MONITORING WELLS IN YEAR 5 OF THE MONITORING PROGRAM IN OU-C, OU-D, AND OU-E ON FEBRUARY 27, 2023.
 3. BASED ON TOPOGRAPHIC DATA AND GROUNDWATER ELEVATIONS, THE POTENTIOMETRIC SURFACE APPEARED TO INTERCEPT THE FLOORS OF PONDS 3, 8, AND 9 AND THE NORTH POND, AND GROUNDWATER CONTOURS ARE DRAWN TO REFLECT THIS. THE POTENTIOMETRIC SURFACE DID NOT APPEAR TO INTERCEPT THE FLOORS OF PONDS 1, 2, 4, 6, AND 7; THEREFORE THE GROUNDWATER CONTOURS ARE SHOWN CROSSING BENEATH THESE PONDS AS APPROPRIATE.



H:\GIS_CloudProjects\FortBraggMills\SiteEvents\20230404_CalWestern\FE\Addendum\AddendumFigures\AddendumFigures.aprx Date: 4/20/2023 Printed by: MaryEllenMcCarthy

Legend

- | | | |
|--------------------------|---------------------------------------|---------------------------------|
| Facility Parcel | Operable Units | Monitoring Network-Year 5 only |
| Property Owned by Others | Coastal Trail/Park Acquisition (OU-A) | Monitoring Network-Year 3 and 5 |
| Structure | "Offsite" Non-Industrial (OU-B) | |
| Former Structure | Northern (OU-C) | |
| Pond | Southern (OU-D) | |
| | Ponds/Park (OU-E) | |



KJ Kennedy Jenks

Former Georgia-Pacific Wood Products Facility
Fort Bragg, California

**Groundwater Contour Map
First Quarter 2023**

1965021*21
Figure 3

Appendix A

Monitoring Well Construction Details and Total Depth Measurements

Appendix A: Monitoring Well Construction Details and Total Depth Measurements

Well ID	Top of Casing (ft NAVD88)	Ground Surface Elevation (ft NAVD88)	Total Constructed Depth (ft bgs)	Total Constructed Depth (ft toc) ^(a)	Total Measured Depth ^(b) (ft toc)	Constructed Screen Top (ft bgs)	Constructed Screen Bottom (ft bgs)	Screen Length (ft)
MW-2.2	60.28	60.87	20	19.41	20.16	5	20	15
MW-2.3	62.25	62.66	20	19.59	19.96	5	20	15
MW-2.7	66.92	67.06	14.5	14.36	14.56	4	14	10
MW-3.2	75.78	76.17	23.5	23.11	23.04	8	23.5	15.5
MW-3.3	73.83	74.23	25	24.6	24.67	5	25	20
MW-3.9	62.89	63.17	20	19.72	19.90	5	20	15
MW-3.12R	69.74	66.88	18	21.0	20.1	7	17	10
MW-3.13	75.91	76.13	18	17.78	17.94	8	18	10
MW-3.16R	75.06	75.38	14.6	14.28	14.34	4.6	14.6	10
MW-3.17	78.63	79.15	22	21.48	20.98	12	22	10
MW-3.18	71.91	72.38	15	14.53	14.47	5	15	10
MW-4.1	22.46	19.75	28	30.71	--	2	28	26
MW-5.5	57.14	57.35	30	29.79	--	5	30	25
MW-5.7	44.35	44.8	35	34.55	34.96	5	35	30
MW-5.20	59.01	55.75	15	18.26	17.99	5	15	10
MW-6.3	49.71	50.09	16	15.62	15.77	6	16	10
MW-6.4	54.28	50.94	15	-	16.33	5	15	10
MW-6.5	56.11	53.17	15	17.94	17.75	5	15	10
MW-6.7	49.78	50.15	8.5	8.13	8.37	4.5	8.5	4
MW-6.10	50.45	50.78	9.5	9.17	9.20	4.5	9.5	5
MW-7.1	53.5	53.84	15	14.66	14.66	5	15	10
MW-7.2	60.73	60.74	15	14.99	14.29	5	15	10
MW-7.3	55.78	55.74	15	15.04	13.88	5	15	10
MW-9.1	96.55	93.64	19.5	22.41	22.05	9	19	10
MW-9.2	96.55	96.67	17	16.88	17.01	7	17	10

Notes:

ft foot or feet
 NAVD88 North American Vertical Datum of 1988
 bgs below ground surface
 toc (relative to) top of casing

(a) Calculated by subtracting the difference of the ground surface elevation and the well toc elevation from the total construction depth (ft bgs); for wells where the ground surface elevation is not available, the total depth from the toc is assumed to be equal to the total constructed depth in ft bgs.

(b) For wells not sampled in the current event, total-depth measurements were collected at the same time as DTW measurements; for wells sampled during the current quarter, total-depth measurements were collected after sampling to avoid sediment suspension; refer to groundwater sampling forms presented in Appendix C for exact dates.

Appendix B

Historical Groundwater Elevations and Liquid-Phase Hydrocarbon Thickness

Appendix B: Groundwater Elevations and Liquid-Phase-Hydrocarbon Thicknesses

Well ID	Measurement Date	Reference Elevation (feet NAVD88) ^(a)	Depth To Water (feet toc)	Water Elevation (feet NAVD88) ^(b)	Depth To Product (feet btoc)	Product Thickness (feet)
Groundwater Monitoring Wells						
MW-2.2	1/29/2004	60.70	2.90	57.80	ND	0.00
MW-2.2	6/23/2004	60.70	4.23	56.47	ND	0.00
MW-2.2	9/22/2004	60.70	5.35	55.35	ND	0.00
MW-2.2	12/7/2004	60.70	4.40	56.30	ND	0.00
MW-2.2	3/28/2005	60.70	2.46	58.24	ND	0.00
MW-2.2	5/9/2005	60.70	4.16	56.54	ND	0.00
MW-2.2	8/15/2005	60.70	4.09	56.61	ND	0.00
MW-2.2	11/7/2005	60.70	4.19	56.51	ND	0.00
MW-2.2	3/6/2006	60.23	1.65	58.58	ND	0.00
MW-2.2	5/22/2006	60.23	3.17	57.06	ND	0.00
MW-2.2	9/5/2006	60.23	4.52	55.71	ND	0.00
MW-2.2	12/4/2006	60.23	4.57	55.66	NM	NM
MW-2.2	3/5/2007	60.23	2.98	57.25	NM	NM
MW-2.2	6/11/2007	60.23	4.10	56.13	NM	NM
MW-2.2	9/4/2007	60.28	5.29	54.99	NM	NM
MW-2.2	12/10/2007	60.28	4.32	55.96	NM	NM
MW-2.2	3/24/2008	60.28	3.30	56.98	NM	NM
MW-2.2	6/2/2008	60.28	4.29	55.99	NM	NM
MW-2.2	9/22/2008	60.28	5.68	54.60	ND	0.00
MW-2.2	12/9/2008	60.28	5.55	54.73	ND	0.00
MW-2.2	3/3/2009	60.28	3.33	56.95	ND	0.00
MW-2.2	6/8/2009	60.28	4.35	55.93	ND	0.00
MW-2.2	9/14/2009	60.28	5.65	54.63	ND	0.00
MW-2.2	12/7/2009	60.28	5.11	55.17	ND	0.00
MW-2.2	3/15/2010	60.28	2.60	57.68	ND	0.00
MW-2.2	6/14/2010	60.28	3.32	56.96	ND	0.00
MW-2.2	9/20/2010	60.28	4.73	55.55	ND	0.00
MW-2.2	12/13/2010	60.28	3.16	57.12	ND	0.00
MW-2.2	4/26/2011	60.28	2.74	57.54	ND	0.00
MW-2.2	7/11/2011	60.28	3.77	56.51	ND	0.00
MW-2.2	10/3/2011	60.28	4.67	55.61	ND	0.00
MW-2.2	12/12/2011	60.28	4.05	56.23	ND	0.00
MW-2.2	3/19/2012	60.28	2.92	57.36	ND	0.00
MW-2.2	6/18/2012	60.28	3.81	56.47	ND	0.00
MW-2.2	9/17/2012	60.28	5.05	55.23	ND	0.00
MW-2.2	12/10/2012	60.28	3.13	57.15	ND	0.00
MW-2.2	3/4/2013	60.28	3.78	56.50	ND	0.00
MW-2.2	8/19/2013	60.28	5.46	54.82	ND	0.00
MW-2.2	3/3/2014	60.28	4.13	56.15	ND	0.00
MW-2.2	9/15/2014	60.28	6.19	54.09	ND	0.00
MW-2.2	3/2/2015	60.28	3.34	56.94	ND	0.00
MW-2.2	8/31/2015	60.28	5.98	54.30	ND	0.00
MW-2.2	3/7/2016	60.28	1.52	58.76	ND	0.00
MW-2.2	9/12/2016	60.28	5.18	55.10	ND	0.00
MW-2.2	2/21/2017	60.28	1.00	59.28	ND	0.00
MW-2.2	8/29/2017	60.28	4.90	55.38	ND	0.00
MW-2.2	3/5/2018	60.28	2.87	57.41	ND	0.00
MW-2.2	9/10/2018	60.28	5.26	55.02	ND	0.00
MW-2.2	2/25/2019	60.28	4.71	55.57	ND	0.00
MW-2.2	9/9/2020	60.28	5.79	54.49	ND	0.00
MW-2.2	3/1/2021	60.28	3.58	56.70	ND	0.00
MW-2.2	9/19/2022	60.28	5.02	55.26	ND	0.00
MW-2.2	2/27/2023	60.28	2.05	58.23	ND	0.00
MW-2.3	1/29/2004	62.67	4.29	58.38	ND	0.00
MW-2.3	6/23/2004	62.67	5.44	57.23	ND	0.00
MW-2.3	9/22/2004	62.67	6.63	56.04	ND	0.00
MW-2.3	12/7/2004	62.67	5.87	56.80	ND	0.00
MW-2.3	3/28/2005	62.67	3.96	58.71	ND	0.00
MW-2.3	5/9/2005	62.67	2.81	59.86	ND	0.00
MW-2.3	8/15/2005	62.67	5.32	57.35	ND	0.00
MW-2.3	11/7/2005	62.67	5.80	56.87	ND	0.00
MW-2.3	3/6/2006	62.18	3.04	59.14	ND	0.00
MW-2.3	5/22/2006	62.18	4.38	57.80	ND	0.00
MW-2.3	9/5/2006	62.18	5.83	56.35	ND	0.00
MW-2.3	12/4/2006	62.18	5.95	56.23	NM	NM
MW-2.3	3/5/2007	62.18	4.36	57.82	NM	NM
MW-2.3	6/11/2007	62.18	5.49	56.69	NM	NM
MW-2.3	9/4/2007	62.25	NM	NA	NM	NM
MW-2.3	12/10/2007	62.25	5.83	56.42	NM	NM
MW-2.3	3/24/2008	62.25	4.60	57.65	NM	NM
MW-2.3	6/2/2008	62.25	5.54	56.71	NM	NM
MW-2.3	9/22/2008	62.25	7.00	55.25	ND	0.00
MW-2.3	12/9/2008	62.25	7.05	55.20	ND	0.00
MW-2.3	3/3/2009	62.25	4.89	57.36	ND	0.00
MW-2.3	6/8/2009	62.25	5.63	56.62	ND	0.00
MW-2.3	9/14/2009	62.25	7.00	55.25	ND	0.00
MW-2.3	12/7/2009	62.25	6.51	55.74	ND	0.00
MW-2.3	3/15/2010	62.25	3.94	58.31	ND	0.00

Appendix B: Groundwater Elevations and Liquid-Phase-Hydrocarbon Thicknesses

Well ID	Measurement Date	Reference Elevation (feet NAVD88) ^(a)	Depth To Water (feet toc)	Water Elevation (feet NAVD88) ^(b)	Depth To Product (feet btoc)	Product Thickness (feet)
MW-2.3	6/14/2010	62.25	4.60	57.65	ND	0.00
MW-2.3	9/20/2010	62.25	6.12	56.13	ND	0.00
MW-2.3	12/13/2010	62.25	3.56	58.69	ND	0.00
MW-2.3	4/26/2011	62.25	4.00	58.25	ND	0.00
MW-2.3	7/11/2011	62.25	4.96	57.29	ND	0.00
MW-2.3	10/3/2011	62.25	6.02	56.23	ND	0.00
MW-2.3	12/12/2011	62.25	5.40	56.85	ND	0.00
MW-2.3	3/19/2012	62.25	4.31	57.94	ND	0.00
MW-2.3	6/18/2012	62.25	5.09	57.16	ND	0.00
MW-2.3	9/17/2012	62.25	6.35	55.90	ND	0.00
MW-2.3	12/10/2012	62.25	4.55	57.70	ND	0.00
MW-2.3	3/4/2013	62.25	5.07	57.18	ND	0.00
MW-2.3	8/19/2013	62.25	6.83	55.42	ND	0.00
MW-2.3	3/3/2014	62.25	5.78	56.47	ND	0.00
MW-2.3	9/15/2014	62.25	7.51	54.74	ND	0.00
MW-2.3	3/2/2015	62.25	4.73	57.52	ND	0.00
MW-2.3	8/31/2015	62.25	7.41	54.84	ND	0.00
MW-2.3	3/7/2016	62.25	2.78	59.47	ND	0.00
MW-2.3	9/12/2016	62.25	6.67	55.58	ND	0.00
MW-2.3	2/21/2017	62.25	1.85	60.40	ND	0.00
MW-2.3	8/29/2017	62.25	6.25	56.00	ND	0.00
MW-2.3	3/5/2018	62.25	4.29	57.96	ND	0.00
MW-2.3	9/10/2018	62.25	6.71	55.54	ND	0.00
MW-2.3	2/25/2019	62.25	6.35	55.90	ND	0.00
MW-2.3	9/9/2020	62.25	7.20	55.05	ND	0.00
MW-2.3	3/1/2021	62.25	5.00	57.25	ND	0.00
MW-2.3	9/19/2022	62.25	6.63	55.62	ND	0.00
MW-2.3	2/27/2023	62.25	3.45	58.80	ND	0.00
MW-2.7	3/6/2006	66.80	4.88	61.92	ND	0.00
MW-2.7	5/22/2006	66.80	5.97	60.83	ND	0.00
MW-2.7	9/5/2006	68.80	7.79	61.01	ND	0.00
MW-2.7	12/4/2006	68.80	8.15	60.65	NM	NM
MW-2.7	3/5/2007	68.80	6.44	62.36	NM	NM
MW-2.7	6/11/2007	68.80	7.36	61.44	NM	NM
MW-2.7	9/4/2007	66.92	8.60	58.32	NM	NM
MW-2.7	12/10/2007	66.92	8.05	58.87	NM	NM
MW-2.7	3/24/2008	66.92	6.30	60.62	NM	NM
MW-2.7	6/2/2008	66.92	7.46	59.46	NM	NM
MW-2.7	9/22/2008	66.92	9.15	57.77	ND	0.00
MW-2.7	12/9/2008	66.92	9.15	57.77	ND	0.00
MW-2.7	3/3/2009	66.92	6.90	60.02	ND	0.00
MW-2.7	6/8/2009	66.92	7.63	59.29	ND	0.00
MW-2.7	9/14/2009	66.92	9.07	57.85	ND	0.00
MW-2.7	12/7/2009	66.92	8.71	58.21	ND	0.00
MW-2.7	3/15/2010	66.92	5.55	61.37	ND	0.00
MW-2.7	6/14/2010	66.92	6.34	60.58	ND	0.00
MW-2.7	9/20/2010	66.92	7.98	58.94	ND	0.00
MW-2.7	12/13/2010	66.92	6.55	60.37	ND	0.00
MW-2.7	9/10/2018	66.92	8.27	58.65	ND	0.00
MW-2.7	2/25/2019	66.92	7.19	59.73	ND	0.00
MW-2.7	9/9/2020	66.92	8.89	58.03	ND	0.00
MW-2.7	3/1/2021	66.92	7.03	59.89	ND	0.00
MW-2.7	9/19/2022	66.92	8.15	58.77	ND	0.00
MW-2.7	2/27/2023	66.92	5.00	61.92	ND	0.00
MW-3.2	1/28/2004	76.18	6.57	69.61	ND	0.00
MW-3.2	6/24/2004	76.18	8.92	67.26	ND	0.00
MW-3.2	9/22/2004	76.18	10.31	65.87	ND	0.00
MW-3.2	12/7/2004	76.18	9.96	66.22	ND	0.00
MW-3.2	3/28/2005	76.18	6.67	69.51	ND	0.00
MW-3.2	5/9/2005	76.18	6.91	69.27	ND	0.00
MW-3.2	8/15/2005	76.18	8.39	67.79	ND	0.00
MW-3.2	11/7/2005	76.18	9.42	66.76	ND	0.00
MW-3.2	3/6/2006	75.72	4.89	70.83	ND	0.00
MW-3.2	5/22/2006	75.72	6.55	69.17	ND	0.00
MW-3.2	9/5/2006	75.72	9.16	66.56	ND	0.00
MW-3.2	12/4/2006	75.72	10.32	65.40	NM	NM
MW-3.2	3/5/2007	75.72	6.71	69.01	ND	0.00
MW-3.2	6/11/2007	75.72	8.53	67.21	8.50	0.03
MW-3.2	9/4/2007	75.78	10.00	66.01	9.71	0.29
MW-3.2	12/10/2007	75.78	9.55	66.53	9.18	0.37
MW-3.2	3/24/2008	75.78	6.90	68.88	ND	0.00
MW-3.2	6/2/2008	75.78	8.82	66.98	8.80	0.02
MW-3.2	9/22/2008	75.78	10.83	65.24	10.47	0.36
MW-3.2	12/9/2008	75.78	10.69	65.49	10.20	0.49
MW-3.2	3/3/2009	75.78	7.55	68.23	ND	0.00
MW-3.2	6/8/2009	75.78	8.71	67.07	ND	0.00
MW-3.2	9/14/2009	75.78	10.66	65.22	10.54	0.12
MW-3.2	12/7/2009	75.78	10.11	65.67	ND	0.00
MW-3.2	3/15/2010	75.78	6.50	69.28	ND	0.00

Appendix B: Groundwater Elevations and Liquid-Phase-Hydrocarbon Thicknesses

Well ID	Measurement Date	Reference Elevation (feet NAVD88) ^(a)	Depth To Water (feet toc)	Water Elevation (feet NAVD88) ^(b)	Depth To Product (feet btoc)	Product Thickness (feet)
MW-3.2	6/14/2010	75.78	7.52	68.27	7.51	0.01
MW-3.2	9/20/2010	75.78	9.71	66.09	9.69	0.02
MW-3.2	12/13/2010	75.78	7.60	68.20	7.57	0.03
MW-3.2	4/27/2011	75.78	6.26	69.52	ND	0.00
MW-3.2	7/11/2011	75.78	8.35	67.43	ND	0.00
MW-3.2	10/3/2011	75.78	9.83	65.95	ND	0.00
MW-3.2	12/12/2011	75.78	8.81	66.97	ND	0.00
MW-3.2	3/19/2012	75.78	7.72	68.06	ND	0.00
MW-3.2	6/18/2012	75.78	8.28	67.50	ND	0.00
MW-3.2	9/17/2012	75.78	9.98	65.80	ND	0.00
MW-3.2	12/10/2012	75.78	7.61	68.17	ND	0.00
MW-3.2	3/4/2013	75.78	8.08	67.70	ND	0.00
MW-3.2	8/19/2013	75.78	10.10	65.69	10.09	0.01
MW-3.2	3/3/2014	75.78	9.59	66.19	ND	0.00
MW-3.2	9/15/2014	75.78	10.84	64.94	ND	0.00
MW-3.2	3/2/2015	75.78	7.23	68.55	ND	0.00
MW-3.2	8/31/2015	75.78	10.91	64.87	ND	0.00
MW-3.2	3/7/2016	75.78	5.50	70.28	ND	0.00
MW-3.2	9/12/2016	75.78	10.15	65.63	ND	0.00
MW-3.2	2/21/2017	75.78	4.03	71.75	ND	0.00
MW-3.2	8/29/2017	75.78	9.75	66.03	ND	0.00
MW-3.2	3/5/2018	75.78	7.55	68.23	ND	0.00
MW-3.2	9/10/2018	75.78	9.67	66.11	ND	0.00
MW-3.2	2/25/2019	75.78	8.63	67.15	ND	0.00
MW-3.2	9/9/2020	75.78	10.56	65.22	ND	0.00
MW-3.2	3/1/2021	75.78	8.57	67.21	ND	0.00
MW-3.2	9/19/2022	75.78	10.48	65.30	ND	0.00
MW-3.2	9/10/2018	75.78	7.67	68.11	ND	0.00
MW-3.2	2/27/2023	75.78	6.51	69.27	ND	0.00
MW-3.3	1/28/2004	74.22	4.70	69.52	ND	0.00
MW-3.3	6/24/2004	74.22	6.97	67.25	ND	0.00
MW-3.3	9/22/2004	74.22	8.28	65.94	ND	0.00
MW-3.3	12/7/2004	74.22	7.75	66.47	ND	0.00
MW-3.3	3/28/2005	74.22	4.58	69.64	ND	0.00
MW-3.3	5/9/2005	74.22	4.86	69.36	ND	0.00
MW-3.3	8/15/2005	74.22	6.48	67.74	ND	0.00
MW-3.3	11/7/2005	74.22	6.92	67.30	ND	0.00
MW-3.3	3/6/2006	73.76	3.20	70.56	ND	0.00
MW-3.3	5/22/2006	73.76	4.79	68.97	ND	0.00
MW-3.3	9/5/2006	73.76	7.18	66.58	ND	0.00
MW-3.3	12/4/2006	73.76	7.62	66.14	NM	NM
MW-3.3	3/5/2007	73.76	4.89	68.87	NM	NM
MW-3.3	6/11/2007	73.76	6.59	67.17	NM	NM
MW-3.3	10/8/2007	73.83	8.10	65.73	NM	NM
MW-3.3	12/10/2007	73.83	7.20	66.63	NM	NM
MW-3.3	3/24/2008	73.83	5.16	68.67	NM	NM
MW-3.3	6/2/2008	73.83	6.90	66.93	NM	NM
MW-3.3	9/22/2008	73.83	8.51	65.32	ND	0.00
MW-3.3	12/9/2008	73.83	8.43	65.40	ND	0.00
MW-3.3	3/3/2009	73.83	5.74	68.09	ND	0.00
MW-3.3	6/8/2009	73.83	6.83	67.00	ND	0.00
MW-3.3	9/14/2009	73.83	8.49	65.34	ND	0.00
MW-3.3	12/7/2009	73.83	8.07	65.76	ND	0.00
MW-3.3	3/15/2010	73.83	4.30	69.53	ND	0.00
MW-3.3	6/14/2010	73.83	5.72	68.11	ND	0.00
MW-3.3	9/20/2010	73.83	7.70	66.13	ND	0.00
MW-3.3	12/13/2010	73.83	5.65	68.18	ND	0.00
MW-3.3	4/26/2011	73.83	4.45	69.38	ND	0.00
MW-3.3	7/11/2011	73.83	6.41	67.42	ND	0.00
MW-3.3	9/10/2018	73.83	7.70	67.42	ND	0.00
MW-3.3	2/25/2019	73.83	4.05	69.78	ND	0.00
MW-3.3	9/9/2020	-	-	-	-	-
MW-3.3	3/2/2021	73.83	6.64	67.19	ND	0.00
MW-3.3	9/19/2022	73.83	8.42	65.41	ND	0.00
MW-3.3	2/27/2023	73.83	4.61	69.22	ND	0.00
MW-3.9	1/28/2004	63.32	4.09	59.23	ND	0.00
MW-3.9	6/24/2004	63.32	5.01	58.31	ND	0.00
MW-3.9	9/22/2004	63.32	6.61	56.71	ND	0.00
MW-3.9	12/7/2004	63.32	5.90	57.42	ND	0.00
MW-3.9	3/28/2005	63.32	3.87	59.45	ND	0.00
MW-3.9	5/9/2005	63.32	3.85	59.47	ND	0.00
MW-3.9	8/15/2005	63.32	4.83	58.49	ND	0.00
MW-3.9	11/7/2005	63.32	4.83	58.49	ND	0.00
MW-3.9	3/6/2006	62.78	3.15	59.63	ND	0.00
MW-3.9	5/22/2006	62.78	3.81	58.97	ND	0.00
MW-3.9	9/5/2006	62.78	5.26	57.52	ND	0.00
MW-3.9	12/4/2006	62.78	5.67	57.11	NM	NM
MW-3.9	3/5/2007	62.78	4.06	58.72	NM	NM
MW-3.9	6/11/2007	62.78	4.76	58.02	NM	NM

Appendix B: Groundwater Elevations and Liquid-Phase-Hydrocarbon Thicknesses

Well ID	Measurement Date	Reference Elevation (feet NAVD88) ^(a)	Depth To Water (feet toc)	Water Elevation (feet NAVD88) ^(b)	Depth To Product (feet btoc)	Product Thickness (feet)
MW-3.9	9/4/2007	62.89	6.24	56.65	NM	NM
MW-3.9	12/10/2007	62.89	5.58	57.31	NM	NM
MW-3.9	3/24/2008	62.89	4.20	58.69	NM	NM
MW-3.9	6/2/2008	62.89	4.95	57.94	NM	NM
MW-3.9	9/22/2008	62.89	6.93	55.96	ND	0.00
MW-3.9	12/9/2008	62.89	6.94	55.95	ND	0.00
MW-3.9	3/3/2009	62.89	4.40	58.49	ND	0.00
MW-3.9	6/8/2009	62.89	5.27	57.62	ND	0.00
MW-3.9	9/14/2009	62.89	6.83	56.06	ND	0.00
MW-3.9	12/7/2009	62.89	6.49	56.40	ND	0.00
MW-3.9	3/15/2010	62.89	3.86	59.03	ND	0.00
MW-3.9	6/14/2010	62.89	4.22	58.67	ND	0.00
MW-3.9	9/20/2010	62.89	5.56	57.33	ND	0.00
MW-3.9	12/13/2010	62.89	4.20	58.69	ND	0.00
MW-3.9	4/26/2011	62.89	4.04	58.85	ND	0.00
MW-3.9	7/11/2011	62.89	4.40	58.49	ND	0.00
MW-3.9	10/3/2011	62.89	4.98	57.91	ND	0.00
MW-3.9	12/12/2011	62.89	4.90	57.99	ND	0.00
MW-3.9	3/19/2012	62.89	4.27	58.62	ND	0.00
MW-3.9	6/18/2012	62.89	4.46	58.43	ND	0.00
MW-3.9	9/17/2012	62.89	6.01	56.88	ND	0.00
MW-3.9	12/10/2012	62.89	4.30	58.59	ND	0.00
MW-3.9	3/4/2013	62.89	4.45	58.44	ND	0.00
MW-3.9	8/19/2013	62.89	6.27	56.62	ND	0.00
MW-3.9	3/3/2014	62.89	4.30	58.59	ND	0.00
MW-3.9	9/15/2014	62.89	7.32	55.57	ND	0.00
MW-3.9	3/2/2015	62.89	4.27	58.62	ND	0.00
MW-3.9	8/31/2015	62.89	7.04	55.85	ND	0.00
MW-3.9	3/7/2016	62.89	3.79	59.10	ND	0.00
MW-3.9	9/12/2016	62.89	5.98	56.91	ND	0.00
MW-3.9	2/21/2017	62.89	3.98	58.91	ND	0.00
MW-3.9	8/29/2017	62.89	5.50	57.39	ND	0.00
MW-3.9	3/5/2018	62.89	4.19	58.70	ND	0.00
MW-3.9	9/10/2018	62.89	6.00	56.89	ND	0.00
MW-3.9	2/25/2019	62.89	5.53	57.36	ND	0.00
MW-3.9	9/9/2020	62.89	6.69	56.20	ND	0.00
MW-3.9	3/1/2021	62.89	4.47	58.42	ND	0.00
MW-3.9	9/19/2022	62.89	5.84	57.05	ND	0.00
MW-3.9	2/27/2023	62.89	3.72	59.17	ND	0.00
MW-3.12	10/8/2007	66.57	8.29	58.28	NM	NM
MW-3.12	12/10/2007	66.57	7.59	58.98	NM	NM
MW-3.12	3/24/2008	66.57	5.21	61.36	NM	NM
MW-3.12	6/2/2008	66.57	6.49	60.08	NM	NM
MW-3.12	9/22/2008	66.57	8.84	57.73	ND	0.00
MW-3.12	12/9/2008	66.57	8.90	57.67	ND	0.00
MW-3.12	3/3/2009	66.57	6.30	60.27	ND	0.00
MW-3.12	6/8/2009	66.57	6.91	59.66	ND	0.00
MW-3.12	9/14/2009	66.57	8.69	57.88	ND	0.00
MW-3.12	12/7/2009	66.57	8.48	58.09	ND	0.00
MW-3.12	3/15/2010	66.57	4.85	61.72	ND	0.00
MW-3.12	6/14/2010	66.57	5.42	61.15	ND	0.00
MW-3.12	9/20/2010	66.57	7.18	59.39	ND	0.00
MW-3.12	12/13/2010	66.57	5.85	60.72	ND	0.00
MW-3.12	4/27/2011	66.57	4.60	61.97	ND	0.00
MW-3.12	7/11/2011	66.57	6.56	60.01	ND	0.00
MW-3.12	10/3/2011	66.57	7.11	59.46	ND	0.00
MW-3.12	12/12/2011	66.57	6.77	59.80	ND	0.00
MW-3.12	3/19/2012	66.57	5.89	60.68	ND	0.00
MW-3.12	6/18/2012	66.57	6.00	60.57	ND	0.00
MW-3.12	9/17/2012	66.57	7.73	58.84	ND	0.00
MW-3.12	12/10/2012	66.57	6.12	60.45	ND	0.00
MW-3.12	3/4/2013	66.57	6.14	60.43	ND	0.00
MW-3.12	8/19/2013	66.57	8.01	58.56	ND	0.00
MW-3.12	3/3/2014	66.57	7.38	59.19	ND	0.00
MW-3.12	9/15/2014	66.57	9.17	57.40	ND	0.00
MW-3.12	3/2/2015	66.57	5.82	60.75	ND	0.00
MW-3.12	8/31/2015	66.57	8.94	57.63	ND	0.00
MW-3.12	3/7/2016	66.57	4.32	62.25	ND	0.00
MW-3.12	9/12/2016	66.57	7.81	58.76	ND	0.00
MW-3.12	2/21/2017	66.57	2.86	63.71	ND	0.00
MW-3.12	8/29/2017	66.57	7.36	59.21	ND	0.00
MW-3.12R	9/10/2018	69.74	10.89	58.85	ND	0.00
MW-3.12R	2/25/2019	69.74	9.16	60.58	ND	0.00
MW-3.12R	9/9/2020	69.74	11.65	58.09	ND	0.00
MW-3.12R	3/1/2021	69.74	9.83	59.91	ND	0.00
MW-3.12R	9/19/2022	69.74	10.74	59.00	ND	0.00
MW-3.12R	2/27/2023	69.74	7.43	62.31	ND	0.00
MW-3.13	10/8/2007	75.91	10.15	65.76	NM	NM
MW-3.13	12/10/2007	75.91	9.22	66.69	NM	NM

Appendix B: Groundwater Elevations and Liquid-Phase-Hydrocarbon Thicknesses

Well ID	Measurement Date	Reference Elevation (feet NAVD88) ^(a)	Depth To Water (feet toc)	Water Elevation (feet NAVD88) ^(b)	Depth To Product (feet btoc)	Product Thickness (feet)
MW-3.13	3/24/2008	75.91	7.00	68.91	NM	NM
MW-3.13	6/2/2008	75.91	8.93	66.98	NM	NM
MW-3.13	9/22/2008	75.91	10.55	65.36	ND	0.00
MW-3.13	12/9/2008	75.91	10.30	65.61	ND	0.00
MW-3.13	3/3/2009	75.91	7.68	68.23	ND	0.00
MW-3.13	6/8/2009	75.91	8.80	67.11	ND	0.00
MW-3.13	9/14/2009	75.91	10.53	65.38	ND	0.00
MW-3.13	12/7/2009	75.91	10.16	65.75	ND	0.00
MW-3.13	3/15/2010	75.91	6.05	69.86	ND	0.00
MW-3.13	6/14/2010	75.91	7.62	68.29	ND	0.00
MW-3.13	9/20/2010	75.91	9.80	66.11	ND	0.00
MW-3.13	12/13/2010	75.91	7.70	68.21	ND	0.00
MW-3.13	4/27/2011	75.91	6.35	69.56	ND	0.00
MW-3.13	7/11/2011	75.91	8.39	67.52	ND	0.00
MW-3.13	10/3/2011	75.91	9.80	66.11	ND	0.00
MW-3.13	12/12/2011	75.91	8.89	67.02	ND	0.00
MW-3.13	3/19/2012	75.91	7.75	68.16	ND	0.00
MW-3.13	6/18/2012	75.91	8.35	67.56	ND	0.00
MW-3.13	9/17/2012	75.91	9.99	65.92	ND	0.00
MW-3.13	12/10/2012	75.91	7.64	68.27	ND	0.00
MW-3.13	3/4/2013	75.91	8.16	67.75	ND	0.00
MW-3.13	8/19/2013	75.91	10.20	65.71	ND	0.00
MW-3.13	3/3/2014	75.91	9.50	66.41	ND	0.00
MW-3.13	9/15/2014	75.91	10.83	65.08	ND	0.00
MW-3.13	3/2/2015	75.91	7.31	68.60	ND	0.00
MW-3.13	8/31/2015	75.91	10.93	64.98	ND	0.00
MW-3.13	3/7/2016	75.91	5.58	70.33	ND	0.00
MW-3.13	9/12/2016	75.91	10.19	65.72	ND	0.00
MW-3.13	2/21/2017	75.91	4.13	71.78	ND	0.00
MW-3.13	8/29/2017	75.91	9.80	66.11	ND	0.00
MW-3.13	3/5/2018	75.91	7.63	68.28	ND	0.00
MW-3.13	9/10/2018	75.91	9.78	66.13	ND	0.00
MW-3.13	2/25/2019	75.91	8.10	67.81	ND	0.00
MW-3.13	9/9/2020	75.91	10.59	65.32	ND	0.00
MW-3.13	3/1/2021	75.91	8.63	67.28	ND	0.00
MW-3.13	9/19/2022	75.91	10.47	65.44	ND	0.00
MW-3.13	2/27/2023	75.91	6.62	69.29	ND	0.00
MW-3.16 (&)	10/6/2008	75.42	9.63	65.79	ND	0.00
MW-3.16R	11/3/2008	74.97	8.62	66.35	ND	0.00
MW-3.16R	12/9/2008	74.97	9.00	65.97	ND	0.00
MW-3.16R	3/3/2009	74.97	6.35	68.62	ND	0.00
MW-3.16R	6/8/2009	75.06	7.43	67.63	ND	0.00
MW-3.16R	9/14/2009	75.06	9.13	65.93	ND	0.00
MW-3.16R	12/7/2009	75.06	8.78	66.28	ND	0.00
MW-3.16R	3/15/2010	75.06	4.95	70.11	ND	0.00
MW-3.16R	6/14/2010	75.06	6.32	68.74	ND	0.00
MW-3.16R	9/20/2010	75.06	8.31	66.75	ND	0.00
MW-3.16R	12/13/2010	75.06	6.40	68.66	ND	0.00
MW-3.16R	4/27/2011	75.06	5.12	69.94	ND	0.00
MW-3.16R	7/11/2011	75.06	7.13	67.93	ND	0.00
MW-3.16R	10/3/2011	75.06	8.54	66.52	ND	0.00
MW-3.16R	12/12/2011	75.06	7.56	67.50	ND	0.00
MW-3.16R	3/19/2012	75.06	6.37	68.69	ND	0.00
MW-3.16R	6/18/2012	75.06	7.03	68.03	ND	0.00
MW-3.16R	9/17/2012	75.06	8.64	66.42	ND	0.00
MW-3.16R	12/10/2012	75.06	6.34	68.72	ND	0.00
MW-3.16R	3/4/2013	75.06	6.81	68.25	ND	0.00
MW-3.16R	8/19/2013	75.06	8.76	66.30	ND	0.00
MW-3.16R	9/10/2018	75.06	8.34	66.72	ND	0.00
MW-3.16R	2/25/2019	75.06	4.56	70.50	ND	0.00
MW-3.16R	9/9/2020	75.06	9.18	65.88	ND	0.00
MW-3.16R	3/1/2021	75.06	7.23	67.83	ND	0.00
MW-3.16R	9/19/2022	75.06	12.61	62.45	ND	0.00
MW-3.16R	2/27/2023	75.06	5.18	69.88	ND	0.00
MW-3.17	10/6/2008	78.63	12.67	65.96	ND	0.00
MW-3.17	12/9/2008	78.63	12.50	66.13	ND	0.00
MW-3.17	3/3/2009	78.63	9.75	68.88	ND	0.00
MW-3.17	6/8/2009	78.63	10.85	67.78	ND	0.00
MW-3.17	9/14/2009	78.63	12.72	65.91	ND	0.00
MW-3.17	12/7/2009	78.63	12.28	66.35	ND	0.00
MW-3.17	3/15/2010	78.63	8.20	70.43	ND	0.00
MW-3.17	6/14/2010	78.63	9.63	69.00	ND	0.00
MW-3.17	9/20/2010	78.63	11.86	66.77	ND	0.00
MW-3.17	12/13/2010	78.63	9.75	68.88	ND	0.00
MW-3.17	4/26/2011	78.63	8.35	70.28	ND	0.00
MW-3.17	7/11/2011	78.63	10.54	68.09	ND	0.00
MW-3.17	9/10/2018	78.63	11.79	68.09	ND	0.00
MW-3.17	2/25/2019	78.63	10.57	68.06	ND	0.00
MW-3.17	9/19/2022	78.63	9.11	69.52	ND	0.00

Appendix B: Groundwater Elevations and Liquid-Phase-Hydrocarbon Thicknesses

Well ID	Measurement Date	Reference Elevation (feet NAVD88) ^(a)	Depth To Water (feet toc)	Water Elevation (feet NAVD88) ^(b)	Depth To Product (feet btoc)	Product Thickness (feet)
MW-3.17	2/27/2023	78.63	8.76	69.87	ND	0.00
MW-3.18	10/6/2008	71.91	5.65	66.26	ND	0.00
MW-3.18	12/9/2008	71.91	5.45	66.46	ND	0.00
MW-3.18	3/3/2009	71.91	3.53	68.38	ND	0.00
MW-3.18	6/8/2009	71.91	4.50	67.41	ND	0.00
MW-3.18	9/14/2009	71.91	5.76	66.15	ND	0.00
MW-3.18	12/7/2009	71.91	5.29	66.62	ND	0.00
MW-3.18	3/15/2010	71.91	2.90	69.01	ND	0.00
MW-3.18	6/14/2010	71.91	3.64	68.27	ND	0.00
MW-3.18	9/20/2010	71.91	4.97	66.94	ND	0.00
MW-3.18	12/13/2010	71.91	3.50	68.41	ND	0.00
MW-3.18	4/26/2011	71.91	2.86	69.05	ND	0.00
MW-3.18	7/11/2011	71.91	4.03	67.88	ND	0.00
MW-3.18	9/10/2018	71.91	5.09	66.82	ND	0.00
MW-3.18	2/25/2019	71.91	4.51	67.40	ND	0.00
MW-3.18	9/9/2020	71.91	5.67	66.24	ND	0.00
MW-3.18	3/1/2021	71.91	4.07	68.65	ND	0.00
MW-3.18	9/19/2022	71.91	5.46	66.45	ND	0.00
MW-3.18	2/27/2023	71.91	2.89	69.02	ND	0.00
MW-4.1	1/28/2004	22.91	3.96	18.95	ND	0.00
MW-4.1	6/23/2004	22.91	6.15	16.76	ND	0.00
MW-4.1	9/22/2004	22.91	7.31	15.60	ND	0.00
MW-4.1	12/7/2004	22.91	4.95	17.96	ND	0.00
MW-4.1	3/28/2005	22.91	3.78	19.13	ND	0.00
MW-4.1	5/9/2005	22.91	3.91	19.00	ND	0.00
MW-4.1	8/15/2005	22.91	5.17	17.74	ND	0.00
MW-4.1	11/7/2005	22.91	4.40	18.51	ND	0.00
MW-4.1	3/6/2006	22.44	3.77	18.67	ND	0.00
MW-4.1	5/22/2006	22.44	4.46	17.98	ND	0.00
MW-4.1	9/5/2006	22.44	4.67	17.77	ND	0.00
MW-4.1	12/4/2006	22.44	3.69	18.75	NM	NM
MW-4.1	3/5/2007	22.44	3.37	19.07	NM	NM
MW-4.1	6/11/2007	22.44	4.08	18.36	NM	NM
MW-4.1	9/4/2007	22.46	4.15	18.31	NM	NM
MW-4.1	12/10/2007	22.46	3.30	19.16	NM	NM
MW-4.1	3/24/2008	22.46	3.60	18.86	NM	NM
MW-4.1	6/2/2008	22.46	4.06	18.40	NM	NM
MW-4.1	9/22/2008	22.46	4.60	17.86	ND	0.00
MW-4.1	12/9/2008	22.46	3.90	18.56	ND	0.00
MW-4.1	3/3/2009	22.46	3.13	19.33	ND	0.00
MW-4.1	6/8/2009	22.46	4.06	18.40	ND	0.00
MW-4.1	9/14/2009	22.46	4.60	17.86	ND	0.00
MW-4.1	12/7/2009	22.46	3.46	19.00	ND	0.00
MW-4.1	3/15/2010	22.46	3.15	19.31	ND	0.00
MW-4.1	6/14/2010	22.46	3.81	18.65	ND	0.00
MW-4.1	9/20/2010	22.46	4.31	18.15	ND	0.00
MW-4.1	12/13/2010	22.46	3.07	19.39	ND	0.00
MW-4.1	4/26/2011	22.46	3.42	19.04	ND	0.00
MW-4.1	7/11/2011	22.46	4.07	18.39	ND	0.00
MW-4.1	10/3/2011	22.46	3.85	18.61	ND	0.00
MW-4.1	12/12/2011	22.46	3.39	19.07	ND	0.00
MW-4.1	3/19/2012	22.46	3.21	19.25	ND	0.00
MW-4.1	6/18/2012	22.46	4.14	18.32	ND	0.00
MW-4.1	9/17/2012	22.46	4.32	18.14	ND	0.00
MW-4.1	12/10/2012	22.46	3.10	19.36	ND	0.00
MW-4.1	3/4/2013	22.46	3.53	18.93	ND	0.00
MW-4.1	8/19/2013	22.46	4.45	18.01	ND	0.00
MW-4.1	3/3/2014	22.46	2.93	19.53	ND	0.00
MW-4.1	9/15/2014	22.46	4.90	17.56	ND	0.00
MW-4.1	3/2/2015	22.46	3.05	19.41	ND	0.00
MW-4.1	8/31/2015	22.46	4.80	17.66	ND	0.00
MW-4.1	3/7/2016	22.46	2.94	19.52	ND	0.00
MW-4.1	9/12/2016	22.46	4.70	17.76	ND	0.00
MW-4.1	2/21/2017	22.46	2.89	19.57	ND	0.00
MW-4.1	8/29/2017	22.46	4.66	17.80	ND	0.00
MW-4.1	3/5/2018	22.46	3.06	19.40	ND	0.00
MW-4.1	9/10/2018	22.46	4.64	17.82	ND	0.00
MW-4.1	2/25/2019	22.46	2.84	19.62	ND	0.00
MW-4.1	2/27/2023	22.46	2.84	19.62	ND	0.00
MW-5.5	1/29/2004	57.56	8.33	49.23	ND	0.00
MW-5.5	6/25/2004	57.56	9.80	47.76	ND	0.00
MW-5.5	9/22/2004	57.56	10.95	46.61	ND	0.00
MW-5.5	12/7/2004	57.56	10.49	47.07	ND	0.00
MW-5.5	3/28/2005	57.56	8.04	49.52	ND	0.00
MW-5.5	5/9/2005	57.56	7.78	49.78	ND	0.00
MW-5.5	8/15/2005	57.56	5.49	52.07	ND	0.00
MW-5.5	11/7/2005	57.56	8.42	49.14	ND	0.00
MW-5.5	3/6/2006	57.05	5.99	51.06	ND	0.00
MW-5.5	5/22/2006	57.05	6.74	50.31	ND	0.00

Appendix B: Groundwater Elevations and Liquid-Phase-Hydrocarbon Thicknesses

Well ID	Measurement Date	Reference Elevation (feet NAVD88) ^(a)	Depth To Water (feet toc)	Water Elevation (feet NAVD88) ^(b)	Depth To Product (feet btoc)	Product Thickness (feet)
MW-5.5	9/5/2006	57.05	8.66	48.39	ND	0.00
MW-5.5	12/4/2006	57.05	7.95	49.10	ND	0.00
MW-5.5	3/5/2007	57.05	6.43	50.62	NM	NM
MW-5.5	6/11/2007	57.05	7.30	49.75	NM	NM
MW-5.5	9/4/2007	57.14	8.17	48.97	NM	NM
MW-5.5	12/10/2007	57.14	6.74	50.40	NM	NM
MW-5.5	3/24/2008	57.14	6.21	50.93	NM	NM
MW-5.5	6/2/2008	57.14	7.35	49.79	NM	NM
MW-5.5	9/22/2008	57.14	8.93	48.21	ND	0.00
MW-5.5	12/9/2008	57.14	8.50	48.64	ND	0.00
MW-5.5	3/3/2009	57.14	5.72	51.42	ND	0.00
MW-5.5	6/8/2009	57.14	7.83	49.31	ND	0.00
MW-5.5	9/14/2009	57.14	9.21	47.93	ND	0.00
MW-5.5	12/7/2009	57.14	7.98	49.16	ND	0.00
MW-5.5	3/15/2010	57.14	5.75	51.39	ND	0.00
MW-5.5	6/14/2010	57.14	6.02	51.12	ND	0.00
MW-5.5	9/20/2010	57.14	7.65	49.49	ND	0.00
MW-5.5	12/13/2010	57.14	5.45	51.69	ND	0.00
MW-5.5	4/26/2011	57.14	5.42	51.72	ND	0.00
MW-5.5	7/11/2011	57.14	6.34	50.80	ND	0.00
MW-5.5	3/19/2012	57.14	4.74	52.42	4.71	0.03
MW-5.5	6/18/2012	57.14	6.54	52.08	6.49	0.05
MW-5.5	9/17/2012	57.14	7.68	50.42	7.60	0.08
MW-5.5	12/10/2012	57.14	5.10	52.10	5.03	0.07
MW-5.5	3/4/2013	57.14	6.21	50.98	6.15	0.06
MW-5.5	8/19/2013	57.14	4.89	52.31	4.82	0.07
MW-5.5	3/3/2014	57.14	5.40	51.85	5.26	0.14
MW-5.5	9/15/2014	57.14	7.91	49.31	7.81	0.10
MW-5.5	3/2/2015	57.14	5.28	52.01	5.09	0.19
MW-5.5	8/31/2015	57.14	7.80	49.34	7.71	0.00
MW-5.5	3/7/2016	57.14	3.53	53.61	3.31	0.00
MW-5.5	9/12/2016	57.14	7.32	49.82	7.28	0.00
MW-5.5	2/21/2017	57.14	3.10	54.06	3.08	0.02
MW-5.5	8/29/2017	57.14	7.34	49.85	7.28	0.06
MW-5.5	3/5/2018	57.14	4.25	52.91	4.23	0.02
MW-5.5	9/10/2018	57.14	7.85	49.70	7.34	0.51
MW-5.5	2/25/2019	57.14	7.26	49.88	6.86	0.40
MW-5.5	9/9/2020	57.14	7.32	49.93	7.34	0.14
MW-5.5	3/1/2021	57.14	4.29	52.85	4.25	0.04
MW-5.5	9/19/2022	57.14	6.72	50.42	6.68	0.04
MW-5.5	2/27/2023	57.14	3.71	53.43	3.66	0.05
MW-5.7	1/29/2004	44.83	4.89	39.94	ND	0.00
MW-5.7	6/24/2004	44.83	5.71	39.12	ND	0.00
MW-5.7	9/22/2004	44.83	6.10	38.73	ND	0.00
MW-5.7	12/7/2004	44.83	5.10	39.73	ND	0.00
MW-5.7	3/28/2005	44.83	4.33	40.50	ND	0.00
MW-5.7	5/9/2005	44.83	4.52	40.31	ND	0.00
MW-5.7	8/15/2005	44.83	5.18	39.65	ND	0.00
MW-5.7	11/7/2005	44.83	4.45	40.38	ND	0.00
MW-5.7	3/6/2006	44.28	3.89	40.39	ND	0.00
MW-5.7	5/22/2006	44.28	4.93	39.35	ND	0.00
MW-5.7	9/5/2006	44.28	5.24	39.04	ND	0.00
MW-5.7	12/4/2006	44.28	5.00	39.28	NM	NM
MW-5.7	3/5/2007	44.28	4.73	39.55	NM	NM
MW-5.7	6/11/2007	44.28	4.48	39.80	NM	NM
MW-5.7	9/4/2007	44.35	5.20	39.15	NM	NM
MW-5.7	12/10/2007	44.35	4.68	39.67	NM	NM
MW-5.7	3/24/2008	44.35	4.80	39.55	NM	NM
MW-5.7	6/2/2008	44.35	5.09	39.26	NM	NM
MW-5.7	9/22/2008	44.35	5.13	39.22	ND	0.00
MW-5.7	12/9/2008	44.35	5.01	39.34	ND	0.00
MW-5.7	3/3/2009	44.35	4.32	40.03	ND	0.00
MW-5.7	6/8/2009	44.35	4.79	39.56	ND	0.00
MW-5.7	9/14/2009	44.35	4.86	39.49	ND	0.00
MW-5.7	12/7/2009	44.35	4.88	39.47	ND	0.00
MW-5.7	3/15/2010	44.35	4.20	40.15	ND	0.00
MW-5.7	6/14/2010	44.35	4.62	39.73	ND	0.00
MW-5.7	9/20/2010	44.35	4.63	39.72	ND	0.00
MW-5.7	12/13/2010	44.35	4.25	40.10	ND	0.00
MW-5.7	4/26/2011	44.35	4.43	39.92	ND	0.00
MW-5.7	7/11/2011	44.35	4.78	39.57	ND	0.00
MW-5.7	9/10/2018	44.35	4.87	39.48	ND	0.00
MW-5.7	2/27/2019	44.35	2.57	41.78	ND	0.00
MW-5.7	9/19/2022	44.35	3.72	40.63	ND	0.00
MW-5.7	2/27/2023	44.35	3.30	41.05	ND	0.00
MW-5.20	3/15/2010	59.01	8.45	50.56	ND	0.00
MW-5.20	6/14/2010	59.01	8.39	50.62	ND	0.00
MW-5.20	9/20/2010	59.01	9.71	49.30	ND	0.00
MW-5.20	12/13/2010	59.01	6.66	52.35	ND	0.00

Appendix B: Groundwater Elevations and Liquid-Phase-Hydrocarbon Thicknesses

Well ID	Measurement Date	Reference Elevation (feet NAVD88) ^(a)	Depth To Water (feet toc)	Water Elevation (feet NAVD88) ^(b)	Depth To Product (feet btoc)	Product Thickness (feet)
MW-5.20	4/26/2011	59.01	8.04	50.97	ND	0.00
MW-5.20	7/11/2011	59.01	8.73	50.28	ND	0.00
MW-5.20	10/3/2011	59.01	9.70	49.31	ND	0.00
MW-5.20	12/12/2011	59.01	8.65	50.36	ND	0.00
MW-5.20	3/19/2012	59.01	6.90	52.11	ND	0.00
MW-5.20	6/18/2012	59.01	8.64	50.37	ND	0.00
MW-5.20	9/17/2012	59.01	9.92	49.09	ND	0.00
MW-5.20	12/10/2012	59.01	6.72	52.29	ND	0.00
MW-5.20	3/4/2013	59.01	8.66	50.35	ND	0.00
MW-5.20	8/19/2013	59.01	10.00	49.01	ND	0.00
MW-5.20	3/3/2014	59.01	6.95	52.06	ND	0.00
MW-5.20	9/15/2014	59.01	10.26	48.75	ND	0.00
MW-5.20	3/2/2015	59.01	7.75	51.26	ND	0.00
MW-5.20	8/31/2015	59.01	10.19	48.82	ND	0.00
MW-5.20	12/7/2015	59.01	9.17	49.84	ND	0.00
MW-5.20	3/7/2016	59.01	5.04	49.84	ND	0.00
MW-5.20	5/31/2016	59.01	8.61	50.40	ND	0.00
MW-5.20	9/12/2016	59.01	9.80	49.21	ND	0.00
MW-5.20	2/21/2017	59.01	4.93	54.08	ND	0.00
MW-5.20	8/29/2017	59.01	9.53	49.48	ND	0.00
MW-5.20	3/5/2018	59.01	6.83	52.18	ND	0.00
MW-5.20	9/10/2018	59.01	9.53	49.48	ND	0.00
MW-5.20	2/25/2019	59.01	7.86	51.15	ND	0.00
MW-5.20	9/9/2020	59.01	9.66	49.35	ND	0.00
MW-5.20	3/1/2021	59.01	7.13	51.88	ND	0.00
MW-5.20	9/19/2022	59.01	9.24	49.77	ND	0.00
MW-5.20	2/27/2023	59.01	6.71	52.30	ND	0.00
MW-6.3	10/8/2007	49.71	7.11	42.60	NM	NM
MW-6.3	12/10/2007	49.71	8.15	41.56	NM	NM
MW-6.3	3/24/2008	49.71	8.57	41.14	NM	NM
MW-6.3	6/2/2008	49.71	9.45	40.26	NM	NM
MW-6.3	9/22/2008	49.71	7.91	41.80	ND	0.00
MW-6.3	12/9/2008	49.71	9.35	40.36	ND	0.00
MW-6.3	3/3/2009	49.71	5.35	44.36	ND	0.00
MW-6.3	6/8/2009	49.71	8.88	40.83	ND	0.00
MW-6.3	9/14/2009	49.71	9.36	40.35	ND	0.00
MW-6.3	12/7/2009	49.71	8.94	40.77	ND	0.00
MW-6.3	3/15/2010	49.71	8.05	41.66	ND	0.00
MW-6.3	6/14/2010	49.71	8.55	41.16	ND	0.00
MW-6.3	9/20/2010	49.71	9.20	40.51	ND	0.00
MW-6.3	12/13/2010	49.71	7.87	41.84	ND	0.00
MW-6.3	12/27/2010	49.71	5.35	44.36	ND	0.00
MW-6.3	4/26/2011	49.71	7.93	41.78	ND	0.00
MW-6.3	7/11/2011	49.71	9.08	40.63	ND	0.00
MW-6.3	10/3/2011	49.71	8.49	41.22	ND	0.00
MW-6.3	12/12/2011	49.71	8.90	40.81	ND	0.00
MW-6.3	3/19/2012	49.71	6.87	42.84	ND	0.00
MW-6.3	6/18/2012	49.71	9.20	40.51	ND	0.00
MW-6.3	9/17/2012	49.71	9.60	40.11	ND	0.00
MW-6.3	12/10/2012	49.71	7.34	42.37	ND	0.00
MW-6.3	3/4/2013	49.71	8.90	40.81	ND	0.00
MW-6.3	8/19/2013	49.71	9.49	40.22	ND	0.00
MW-6.3	3/3/2014	49.71	5.48	44.23	ND	0.00
MW-6.3	9/15/2014	49.71	9.66	40.05	ND	0.00
MW-6.3	3/2/2015	49.71	8.41	41.30	ND	0.00
MW-6.3	8/31/2015	49.71	9.56	40.15	ND	0.00
MW-6.3	3/7/2016	49.71	5.29	44.42	ND	0.00
MW-6.3	9/12/2016	49.71	9.85	39.86	ND	0.00
MW-6.3	2/21/2017	49.71	4.41	45.30	ND	0.00
MW-6.3	8/29/2017	49.71	9.46	40.25	ND	0.00
MW-6.3	3/5/2018	49.71	6.35	43.36	ND	0.00
MW-6.3	9/10/2018	49.71	9.53	40.18	ND	0.00
MW-6.3	2/25/2019	49.71	7.81	41.90	ND	0.00
MW-6.3	9/19/2022	49.71	8.88	40.83	ND	0.00
MW-6.3	2/27/2023	49.71	5.46	44.25	ND	0.00
MW-6.4	12/7/2009	54.28	11.46	42.82	ND	0.00
MW-6.4	3/15/2010	54.28	9.45	44.83	ND	0.00
MW-6.4	6/14/2010	54.28	10.84	43.44	ND	0.00
MW-6.4	9/20/2010	54.28	11.97	42.31	ND	0.00
MW-6.4	12/13/2010	54.28	9.85	44.43	ND	0.00
MW-6.4	4/26/2011	54.28	10.18	44.10	ND	0.00
MW-6.4	7/11/2011	54.28	11.45	42.83	ND	0.00
MW-6.4	10/3/2011	54.28	11.96	42.32	ND	0.00
MW-6.4	12/12/2011	54.28	11.31	42.97	ND	0.00
MW-6.4	3/19/2012	54.28	9.74	44.54	ND	0.00
MW-6.4	6/18/2012	54.28	11.60	42.68	ND	0.00
MW-6.4	9/17/2012	54.28	12.41	41.87	ND	0.00
MW-6.4	12/10/2012	54.28	9.66	44.62	ND	0.00
MW-6.4	3/4/2013	54.28	11.31	42.97	ND	0.00

Appendix B: Groundwater Elevations and Liquid-Phase-Hydrocarbon Thicknesses

Well ID	Measurement Date	Reference Elevation (feet NAVD88) ^(a)	Depth To Water (feet toc)	Water Elevation (feet NAVD88) ^(b)	Depth To Product (feet btoc)	Product Thickness (feet)
MW-6.4	8/19/2013	54.28	12.29	41.99	ND	0.00
MW-6.4	9/10/2018	54.28	12.11	42.17	ND	0.00
MW-6.4	9/19/2022	54.28	10.92	43.36	ND	0.00
MW-6.4	2/27/2023	54.28	7.95	46.33	ND	0.00
MW-6.5	12/7/2009	56.11	9.50	46.61	ND	0.00
MW-6.5	3/15/2010	56.11	7.20	48.91	ND	0.00
MW-6.5	6/14/2010	56.11	8.12	47.99	ND	0.00
MW-6.5	9/20/2010	56.11	9.71	46.40	ND	0.00
MW-6.5	12/13/2010	56.11	7.20	48.91	ND	0.00
MW-6.5	7/11/2011	56.11	8.55	47.56	ND	0.00
MW-6.5	9/10/2018	56.11	9.90	46.21	ND	0.00
MW-6.5	2/25/2019	56.11	8.11	48.00	ND	0.00
MW-6.5	9/19/2022	56.11	4.74	51.37	ND	0.00
MW-6.5	2/27/2023	56.11	3.16	52.95	ND	0.00
MW-6.7	12/27/2010	49.78	1.85	47.93	ND	0.00
MW-6.7	4/26/2011	49.78	2.06	47.72	ND	0.00
MW-6.7	7/11/2011	49.78	2.86	46.92	ND	0.00
MW-6.7	10/3/2011	49.78	3.79	45.99	ND	0.00
MW-6.7	12/12/2011	49.78	2.99	46.79	ND	0.00
MW-6.7	3/19/2012	49.78	2.19	47.59	ND	0.00
MW-6.7	6/18/2012	49.78	3.21	46.57	ND	0.00
MW-6.7	9/17/2012	49.78	4.52	45.26	ND	0.00
MW-6.7	12/10/2012	49.78	2.32	47.46	ND	0.00
MW-6.7	3/4/2013	49.78	2.76	47.02	ND	0.00
MW-6.7	8/19/2013	49.78	4.11	45.67	ND	0.00
MW-6.7	3/3/2014	49.78	1.96	47.82	ND	0.00
MW-6.7	9/15/2014	49.78	4.69	45.09	ND	0.00
MW-6.7	3/2/2015	49.78	3.17	46.61	ND	0.00
MW-6.7	8/31/2015	49.78	4.52	45.26	ND	0.00
MW-6.7	3/7/2016	49.78	1.77	48.01	ND	0.00
MW-6.7	9/12/2016	49.78	4.71	45.07	ND	0.00
MW-6.7	2/21/2017	49.78	1.66	48.12	ND	0.00
MW-6.7	8/29/2017	49.78	4.17	45.61	ND	0.00
MW-6.7	3/5/2018	49.78	2.06	47.72	ND	0.00
MW-6.7	9/10/2018	49.78	4.38	45.40	ND	0.00
MW-6.7	2/25/2019	49.78	4.10	45.68	ND	0.00
MW-6.7	9/9/2020	49.78	4.42	45.36	ND	0.00
MW-6.7	3/1/2021	49.78	2.01	47.77	ND	0.00
MW-6.7	9/19/2022	49.78	2.95	46.83	ND	0.00
MW-6.7	2/27/2023	49.78	1.42	48.36	ND	0.00
MW-6.10	12/27/2010	50.45	3.85	46.60	ND	0.00
MW-6.10	4/26/2011	50.45	4.49	45.96	ND	0.00
MW-6.10	7/11/2011	50.45	5.11	45.34	ND	0.00
MW-6.10	10/3/2011	50.45	5.90	44.55	ND	0.00
MW-6.10	12/12/2011	50.45	5.12	45.33	ND	0.00
MW-6.10	3/19/2012	50.45	4.26	46.19	ND	0.00
MW-6.10	6/18/2012	50.45	5.41	45.04	ND	0.00
MW-6.10	9/17/2012	50.45	6.45	44.00	ND	0.00
MW-6.10	12/10/2012	50.45	4.31	46.14	ND	0.00
MW-6.10	3/4/2013	50.45	5.03	45.42	ND	0.00
MW-6.10	8/19/2013	50.45	6.04	44.41	ND	0.00
MW-6.10	3/3/2014	50.45	4.00	46.45	ND	0.00
MW-6.10	9/15/2014	50.45	6.46	43.99	ND	0.00
MW-6.10	3/2/2015	50.45	4.58	45.87	ND	0.00
MW-6.10	8/31/2015	50.45	6.30	44.15	ND	0.00
MW-6.10	3/7/2016	50.45	3.63	46.82	ND	0.00
MW-6.10	9/12/2016	50.45	6.43	44.02	ND	0.00
MW-6.10	2/21/2017	50.45	3.58	46.87	ND	0.00
MW-6.10	8/29/2017	50.45	5.95	44.50	ND	0.00
MW-6.10	3/5/2018	50.45	4.32	46.13	ND	0.00
MW-6.10	9/10/2018	50.45	6.24	44.21	ND	0.00
MW-6.10	2/25/2019	50.45	5.22	45.23	ND	0.00
MW-6.10	8/12/2019	50.45	4.20	46.25	ND	0.00
MW-6.10	3/1/2021	50.45	4.04	46.41	ND	0.00
MW-6.10	9/19/2022	50.45	5.23	45.22	ND	0.00
MW-6.10	2/27/2023	50.45	3.69	46.76	ND	0.00
MW-7.1	1/28/2004	54.03	6.26	47.77	ND	0.00
MW-7.1	6/23/2004	54.03	6.44	47.59	ND	0.00
MW-7.1	9/22/2004	54.03	6.66	47.37	ND	0.00
MW-7.1	12/7/2004	54.03	6.47	47.56	ND	0.00
MW-7.1	3/28/2005	54.03	5.92	48.11	ND	0.00
MW-7.1	5/9/2005	54.03	5.94	48.09	ND	0.00
MW-7.1	8/15/2005	54.03	6.37	47.66	ND	0.00
MW-7.1	11/7/2005	54.03	6.31	47.72	ND	0.00
MW-7.1	3/6/2006	53.46	5.81	47.65	ND	0.00
MW-7.1	5/22/2006	53.46	6.10	47.36	ND	0.00
MW-7.1	9/5/2006	53.46	6.55	46.91	ND	0.00
MW-7.1	12/4/2006	53.46	6.29	47.17	ND	0.00
MW-7.1	3/5/2007	53.46	5.91	47.55	NM	NM

Appendix B: Groundwater Elevations and Liquid-Phase-Hydrocarbon Thicknesses

Well ID	Measurement Date	Reference Elevation (feet NAVD88) ^(a)	Depth To Water (feet toc)	Water Elevation (feet NAVD88) ^(b)	Depth To Product (feet btoc)	Product Thickness (feet)
MW-7.1	6/11/2007	53.46	6.34	47.12	NM	NM
MW-7.1	9/4/2007	53.50	6.55	46.95	NM	NM
MW-7.1	12/10/2007	53.50	6.06	47.44	NM	NM
MW-7.1	3/24/2008	53.50	6.05	47.45	NM	NM
MW-7.1	6/2/2008	53.50	6.36	47.14	NM	NM
MW-7.1	9/22/2008	53.50	6.65	46.85	ND	0.00
MW-7.1	12/9/2008	53.50	6.55	46.95	ND	0.00
MW-7.1	3/3/2009	53.50	5.65	47.85	ND	0.00
MW-7.1	6/8/2009	53.50	6.20	47.30	ND	0.00
MW-7.1	9/14/2009	53.50	6.54	46.96	ND	0.00
MW-7.1	12/7/2009	53.50	6.31	47.19	ND	0.00
MW-7.1	3/15/2010	53.50	5.80	47.70	ND	0.00
MW-7.1	6/14/2010	53.50	6.12	47.38	ND	0.00
MW-7.1	9/20/2010	53.50	6.44	47.06	ND	0.00
MW-7.1	12/13/2010	53.50	5.94	47.56	ND	0.00
MW-7.1	9/10/2018	53.50	6.50	47.00	ND	0.00
MW-7.1	2/25/2019	53.50	6.02	47.48	ND	0.00
MW-7.1	9/9/2020	53.50	6.42	47.08	ND	0.00
MW-7.1	3/1/2021	53.50	5.86	47.64	ND	0.00
MW-7.1	9/19/2022	53.50	6.13	47.37	ND	0.00
MW-7.1	2/27/2023	53.50	5.80	47.70	ND	0.00
MW-7.2	12/7/2009	60.73	9.72	51.01	ND	0.00
MW-7.2	3/15/2010	60.73	7.30	53.43	ND	0.00
MW-7.2	6/14/2010	60.73	8.88	51.85	ND	0.00
MW-7.2	9/20/2010	60.73	10.12	50.61	ND	0.00
MW-7.2	12/13/2010	60.73	7.95	52.78	ND	0.00
MW-7.2	9/10/2018	60.73	10.21	50.52	ND	0.00
MW-7.2	2/25/2019	60.73	8.98	51.75	ND	0.00
MW-7.2	9/9/2020	60.73	10.30	50.43	ND	0.00
MW-7.2	3/1/2021	60.73	6.60	54.13	ND	0.00
MW-7.2	9/19/2022	60.73	6.72	54.01	ND	0.00
MW-7.2	2/27/2023	60.73	3.28	57.45	ND	0.00
MW-7.3	12/7/2009	55.78	8.00	47.78	ND	0.00
MW-7.3	3/15/2010	55.78	6.50	49.28	ND	0.00
MW-7.3	6/14/2010	55.78	7.11	48.67	ND	0.00
MW-7.3	9/20/2010	55.78	8.26	47.52	ND	0.00
MW-7.3	12/13/2010	55.78	7.00	48.78	ND	0.00
MW-7.3	9/10/2018	55.78	8.40	47.38	ND	0.00
MW-7.3	2/25/2019	55.78	8.16	47.62	ND	0.00
MW-7.3	9/9/2020	55.78	8.24	47.54	ND	0.00
MW-7.3	3/1/2021	55.78	4.72	51.06	ND	0.00
MW-7.3	9/19/2022	55.78	7.95	47.83	ND	0.00
MW-7.3	2/27/2023	55.78	3.99	51.79	ND	0.00
MW-9.1	12/17/2009	96.99	12.20	84.79	ND	0.00
MW-9.1	3/15/2010	96.99	13.20	83.79	ND	0.00
MW-9.1	6/14/2010	96.99	14.27	82.72	ND	0.00
MW-9.1	9/20/2010	96.99	15.71	81.28	ND	0.00
MW-9.1	12/13/2010	96.99	13.45	83.54	ND	0.00
MW-9.1	4/26/2011	96.55	14.10	82.45	ND	0.00
MW-9.1	7/11/2011	96.55	14.90	81.65	ND	0.00
MW-9.1	9/10/2018	96.55	15.52	81.03	ND	0.00
MW-9.1	2/25/2019	96.55	14.51	82.04	ND	0.00
MW-9.1	9/19/2022	96.55	17.46	79.09	ND	0.00
MW-9.1	2/27/2023	96.55	14.40	82.15	ND	0.00
MW-9.2	12/14/2009	96.98	8.52	88.46	ND	0.00
MW-9.2	3/15/2010	96.98	7.35	89.63	ND	0.00
MW-9.2	6/14/2010	96.98	8.00	88.98	ND	0.00
MW-9.2	9/20/2010	96.98	11.55	85.43	ND	0.00
MW-9.2	12/13/2010	96.98	8.25	88.73	ND	0.00
MW-9.2	4/26/2011	96.55	7.71	88.84	ND	0.00
MW-9.2	7/11/2011	96.55	10.27	86.28	ND	0.00
MW-9.2	10/3/2011	96.55	12.50	84.05	ND	0.00
MW-9.2	12/12/2011	96.55	9.95	86.60	ND	0.00
MW-9.2	3/19/2012	96.55	7.98	88.57	ND	0.00
MW-9.2	6/18/2012	96.55	10.41	86.14	ND	0.00
MW-9.2	9/17/2012	96.55	12.91	83.64	ND	0.00
MW-9.2	12/10/2012	96.55	7.64	88.91	ND	0.00
MW-9.2	3/4/2013	96.55	9.45	87.10	ND	0.00
MW-9.2	8/19/2013	96.55	12.65	83.90	ND	0.00
MW-9.2	3/3/2014	96.55	7.36	89.19	ND	0.00
MW-9.2	9/15/2014	96.55	13.34	83.21	ND	0.00
MW-9.2	3/2/2015	96.55	8.83	87.72	ND	0.00
MW-9.2	8/31/2015	96.55	13.30	83.25	ND	0.00
MW-9.2	3/7/2016	96.55	6.09	90.46	ND	0.00
MW-9.2	9/12/2016	96.55	12.82	83.73	ND	0.00
MW-9.2	2/21/2017	96.55	5.31	91.24	ND	0.00
MW-9.2	8/29/2017	96.55	12.31	84.24	ND	0.00
MW-9.2	3/5/2018	96.55	7.92	88.63	ND	0.00
MW-9.2	9/10/2018	96.55	12.26	84.29	ND	0.00

Appendix B: Groundwater Elevations and Liquid-Phase-Hydrocarbon Thicknesses

Well ID	Measurement Date	Reference Elevation (feet NAVD88) ^(a)	Depth To Water (feet toc)	Water Elevation (feet NAVD88) ^(b)	Depth To Product (feet btoc)	Product Thickness (feet)
MW-9.2	2/25/2019	96.55	12.10	84.45	ND	0.00
MW-9.2	9/9/2020	96.55	13.27	83.28	ND	0.00
MW-9.2	3/1/2021	96.55	8.73	87.82	ND	0.00
MW-9.2	9/19/2022	96.55	12.50	84.05	ND	0.00
MW-9.2	2/27/2023	96.55	7.73	88.82	ND	0.00

Notes:

(a) All existing wells were resurveyed between the second and third quarter events of 2007. Wells MW-3.16, MW-3.16R, MW-3.17, MW-3.18, were surveyed between October 15 and November 3, 2008. Monitoring well MW-3.16R was resurveyed during the second quarter 2009. Monitoring wells MW-5.20, MW-6.4, MW-6.5, MW-7.2, MW-7.3, MW-9.1, and MW-9.2 were surveyed in January 2010. Monitoring wells MW-6.7 through MW-6.10 were surveyed in January 2011 by Towill, Inc. Towill also remeasured elevations in monitoring wells MW-9.1 and MW-9.2 at that time to assess potential errors in previous measurements made by other surveyors.

(b) Water elevations in wells with liquid-phase hydrocarbons corrected assuming a product density of 0.81.

NA = not applicable or not available
 NAVD88 = North American Vertical Datum (1988)
 ND = not detected
 NM = not measured
 (#) = inaccessible or not located

btoc = below top of casing
 (\$) = well was dry
 (&) = well was subsequently destroyed
 (P) = dedicated pump interference

Appendix C

Groundwater Sampling Field Data

WELL GAUGING DATA

Project # 23022780-1 Date 02/27/23 Client Kennedy Jenks

Site: Georgia-Pacific Wood Products Facility, 90 West Redwood Ave, Fort Bragg, CA

Well ID	Well Size (in.)	Time Gauged	Sheen / Odor	Depth to Immiscible Liquid (ft.)	Thickness of Immiscible Liquid (ft.)	^{VOC's} Volume of Immiscibles Removed (ml)	Depth to water (ft.)	Depth to well bottom (ft.)	Survey Point: TOB or TOC
MW-2.2	4	1720				0.0	2.05	20.11	
MW-2.3	4	1715				0.0	3.45	19.98	
MW-2.7	2	1712				0.0	5.00	14.52	
MW-3.2	4	1646				0.0	6.51	22.94	
MW-3.3	4	1639				0.0	4.61	24.61	
MW-3.9	4	1707				0.0	3.72	14.79	
MW-3.12R	2	1701				0.0	7.43	19.98	
MW-3.13	2	1643				0.0	6.62	17.87	
MW-3.16R	2	1657				0.0	5.18	14.28	
MW-3.17	2	1653				0.0	8.76	20.98	
MW-3.18	2	1634				0.0	2.89	14.37	
MW-5.5	4	1512		3.66	0.05	0.1	3.71	—	
MW-5.7	4	1625				0.0	3.30	34.89	
MW-5.20	2	1517				0.0	6.71	17.95	
MW-6.3	2	1615				0.0	5.46	15.71	
MW-6.4	2	1603				0.0	7.95	16.33	
MW-6.5	2	1557				0.0	3.16	17.64	

WELL GAUGING DATA

Project # 23022780-1 Date 02/07/23 Client Kennedy Jenks

Site: Mendocino Railway Property, 90 West Redwood Ave, Fort Bragg, CA

Well ID	Well Size (in.)	Time Gauged	Sheen / Odor	Depth to Immiscible Liquid (ft.)	Thickness of Immiscible Liquid (ft.)	VOC's Volume of Immiscibles Removed (ml)	Depth to water (ft.)	Depth to well bottom (ft.)	Survey Point: TOB or <u>TOB</u>
MW-6.7	2	1530				0.0	1.42	8.32	
MW-6.10	2	1525				0.0	3.69	9.10	
MW-7.1	4	1541				0.0	5.80	14.62	
MW-7.2	2 4	1552				0.0	3.28	13.80	
MW-7.3	4	1547				0.0	3.99	14.20	
MW-9.1	2	1501				0.0	14.40	21.99	
MW-9.2	2	1458				0.0	7.73	16.97	—
MW-4.1	4	1620				0.0	2.84	32.30	

LOW FLOW WELL MONITORING DATA SHEET

Project #: <u>230027BD-1</u>	Client: <u>Kennedy Jenks</u>
Sampler: <u>BD</u>	Start Date: <u>02/28/23</u>
Well I.D.: <u>MW-22</u>	Well Diameter: 2 3 <u>(4)</u> 6 8 <u> </u>
Total Well Depth: <u>20.11</u>	Depth to Water: <u>2.05</u>
Depth to Free Product: <u>—</u>	Thickness of Free Product (feet): <u>—</u>
Referenced to: <u>(PVC)</u> Grade	Flow Cell Type: <u>Horiba</u>

Purge Method: 2" Grundfos Pump Peristaltic Pump Bladder Pump w/ Teflon Bladder
 Sampling Method: Dedicated Tubing New Tubing Other
 Flow Rate: 200 ml/min Pump Depth: 12.5'

Time	Temp. (°C or °F)	pH	Cond. (mS or <u>µS</u>)	Turbidity (NTUs)	D.O. (mg/L)	ORP (mV)	Water Removed (gals. or <u>ml</u>)	DTW Observations
<u>0840</u>	<u>12.6</u>	<u>7.42</u>	<u>264</u>	<u>22</u>	<u>0.83</u>	<u>177</u>	<u>600</u>	<u>clear</u> <u>1.85</u>
<u>0843</u>	<u>13.3</u>	<u>6.73</u>	<u>261</u>	<u>12</u>	<u>0.64</u>	<u>188</u>	<u>1200</u>	<u>1.85</u>
<u>0846</u>	<u>13.7</u>	<u>6.38</u>	<u>258</u>	<u>8</u>	<u>0.56</u>	<u>188</u>	<u>1800</u>	<u>1.84</u>
<u>0849</u>	<u>13.7</u>	<u>6.21</u>	<u>257</u>	<u>8</u>	<u>0.48</u>	<u>185</u>	<u>2400</u>	<u>1.84</u>
<u>0852</u>	<u>13.7</u>	<u>6.18</u>	<u>256</u>	<u>8</u>	<u>0.47</u>	<u>185</u>	<u>3000</u>	<u>1.83</u>
<u>0855</u>	<u>13.7</u>	<u>6.16</u>	<u>257</u>	<u>8</u>	<u>0.47</u>	<u>184</u>	<u>3600</u>	↓ <u>1.83</u>

Did well dewater? Yes <input type="checkbox"/> No <input checked="" type="checkbox"/>	Amount actually evacuated: <u>3600ml</u>
Sampling Time: <u>0900</u>	Sampling Date: <u>02/28/23</u>
Sample I.D.: <u>MW-22-02282023</u>	Laboratory: <u>Test America</u>
Analyzed for: <u>See LOL</u>	
Equipment Blank I.D.: <u> </u> @ <u> </u> Time	Duplicate I.D.: <u> </u>

LOW FLOW WELL MONITORING DATA SHEET

Project #: 230 22790-1	Client: Kennedy Jenks
Sampler: BD	Start Date: 02/28/23
Well I.D.: MW-23	Well Diameter: 2 3 (4) 6 8
Total Well Depth: 19.98	Depth to Water: 3.45
Depth to Free Product: —	Thickness of Free Product (feet): —
Referenced to: PVC Grade	Flow Cell Type: Horiba

Purge Method: 2" Grundfos Pump Peristaltic Pump Bladder Pump w/ Teflon Bladder
 Sampling Method: Dedicated Tubing New Tubing Other _____
 Flow Rate: 200 mL/min Pump Depth: 12.5'

Time	Temp. (°C or °F)	pH	Cond. (mS or µS)	Turbidity (NTUs)	D.O. (mg/L)	ORP (mV)	Water Removed (gals. or mL)	Observations
0926	11.9	6.30	276	13	5.04	225	600	clear 3.32
0929	12.2	6.14	276	15	4.93	226	1200	3.33
0932	12.8	6.06	276	10	4.50	227	1800	3.34
0935	13.3	5.99	276	8	4.384	228	2400	3.33
0938	13.4	5.98	274	8	3.70	227	3000	3.33
0941	13.3	5.97	275	8	3.61	227	3600	3.33

Did well dewater? Yes <input checked="" type="checkbox"/> No	Amount actually evacuated: 3600 mL
Sampling Time: 0946	Sampling Date: 02/28/23
Sample I.D.: MW-23-02282023	Laboratory: Test America
Analyzed for: See lot	
Equipment Blank I.D.: @ Time	Duplicate I.D.:

LOW FLOW WELL MONITORING DATA SHEET

Project #: <u>230277BD-1</u>	Client: <u>Kennedy Jenks</u>
Sampler: <u>BD</u>	Start Date: <u>02/28/23</u>
Well I.D.: <u>MW-2.7</u>	Well Diameter: <u>2</u> 3 4 6 8 _____
Total Well Depth: <u>14.52</u>	Depth to Water: <u>5.00</u>
Depth to Free Product: <u>—</u>	Thickness of Free Product (feet): <u>—</u>
Referenced to: <u>(PVC)</u> Grade	Flow Cell Type: <u>Horiba</u>

Purge Method: 2" Grundfos Pump Peristaltic Pump Bladder Pump w/ Teflon Bladder
 Sampling Method: Dedicated Tubing New Tubing Other _____
 Flow Rate: 200 mL/min Pump Depth: 10'

Time	Temp. (°C or °F)	pH	Cond. (mS or <u>µS</u>)	Turbidity (NTUs)	D.O. (mg/L)	ORP (mV)	Water Removed (gals. or <u>ML</u>)	DTW Observations
<u>10/9</u>	<u>11.8</u>	<u>6.33</u>	<u>335</u>	<u>98</u>	<u>1.99</u>	<u>234</u>	<u>600</u>	<u>cloudy</u> <u>4.85</u>
<u>1022</u>	<u>12.2</u>	<u>6.30</u>	<u>351</u>	<u>112</u>	<u>1.06</u>	<u>227</u>	<u>1200</u>	<u>4.86</u>
<u>1025</u>	<u>12.5</u>	<u>6.32</u>	<u>357</u>	<u>108</u>	<u>0.72</u>	<u>207</u>	<u>1800</u>	<u>4.86</u>
<u>1028</u>	<u>12.7</u>	<u>6.32</u>	<u>358</u>	<u>149</u>	<u>0.59</u>	<u>186</u>	<u>2400</u>	<u>4.85</u>
<u>1031</u>	<u>12.8</u>	<u>6.33</u>	<u>360</u>	<u>143</u>	<u>0.56</u>	<u>180</u>	<u>3000</u>	<u>4.85</u>
<u>1034</u>	<u>12.8</u>	<u>6.34</u>	<u>361</u>	<u>139</u>	<u>0.55</u>	<u>177</u>	<u>3600</u>	<u>4.85</u>

Did well dewater? Yes <input type="checkbox"/> No <input checked="" type="checkbox"/>	Amount actually evacuated: <u>3600mL</u>
Sampling Time: <u>1039</u>	Sampling Date: <u>02/28/23</u>
Sample I.D.: <u>MW-2.7-02282023</u>	Laboratory: <u>Test America</u>
Analyzed for: <u>See lot</u>	
Equipment Blank I.D.: _____ @ _____ Time	Duplicate I.D.: _____

LOW FLOW WELL MONITORING DATA SHEET

Project #: <u>230227BD-1</u>	Client: <u>Kennedy Jenks</u>
Sampler: <u>BD</u>	Start Date: <u>02/28/03</u>
Well I.D.: <u>MW-3.2</u>	Well Diameter: 2 3 <u>4</u> 6 8 _____
Total Well Depth: <u>22.94</u>	Depth to Water: <u>6.51</u>
Depth to Free Product: <u>-</u>	Thickness of Free Product (feet): <u>-</u>
Referenced to: <u>PVC</u> Grade	Flow Cell Type: <u>Horiba</u>

Purge Method: 2" Grundfos Pump Peristaltic Pump Bladder Pump ny/Teflon Bladder
 Sampling Method: Dedicated Tubing New Tubing Other _____
 Flow Rate: 200 mL/min Pump Depth: 15.5'

Time	Temp. (°C or °F)	pH	Cond. (mS or μ S)	Turbidity (NTUs)	D.O. (mg/L)	ORP (mV)	Water Removed (gals. or ml)	DTW Observations
1342	12.7	6.09	1330	34	1.40	-7	600	clear 6.44
1345	13.7	6.26	634	19	0.76	-14	1200	6.44
1348	14.1	6.34	388	16	0.45	2	1800	6.44
1351	14.0	6.35	367	15	0.42	8	2400	6.44
1354	14.1	6.36	360	14	0.40	10	3000	6.44
1357	14.1	6.37	358	14	0.39	11	3600	6.44

Did well dewater? Yes <input type="checkbox"/> No <input checked="" type="checkbox"/>	Amount actually evacuated: <u>3600 mL</u>
Sampling Time: <u>1400</u>	Sampling Date: <u>03/01 02/28/03</u>
Sample I.D.: <u>MW-3.2-02282003</u>	Laboratory: <u>Test America</u>
Analyzed for: <u>See log</u>	
Equipment Blank I.D.: _____ @ _____ Time	Duplicate I.D.: <u>DUP-1-02282003 @ 1413</u>

Blaine Tech Services, Inc. 1680 Rogers Ave., San Jose, CA 95112 (408) 573-0555

TB-1-02282003 @ 1330

LOW FLOW WELL MONITORING DATA SHEET

Project #: <u>230227BD-1</u>	Client: <u>Kennedy Jenks</u>
Sampler: <u>B0</u>	Start Date: <u>03/01/23</u>
Well I.D.: <u>MW-3.3</u>	Well Diameter: 2 3 <u>4</u> 6 8 _____
Total Well Depth: <u>24.61</u>	Depth to Water: <u>4.61</u>
Depth to Free Product: <u>✓</u>	Thickness of Free Product (feet): <u>—</u>
Referenced to: <u>PVO</u> Grade	Flow Cell Type: <u>Horibg</u>

Purge Method: 2" Grundfos Pump Peristaltic Pump Bladder Pump w/ Teflon Bladder
 Sampling Method: Dedicated Tubing New Tubing Other _____
 Flow Rate: 200ml/min Pump Depth: 40' 20'

Time	Temp. (°C or °F)	pH	Cond. (mS or μ S)	Turbidity (NTUs)	D.O. (mg/L)	ORP (mV)	Water Removed (gals. or mL)	Observations / DTW
1004	12.2	6.40	335	6	0.88	202	600	clear 4.46
1007	12.4	6.41	335	8	0.63	169	1200	4.45
1010	12.7	6.43	335	12	0.46	129	1800	4.45
1013	12.8	6.44	335	15	0.42	116	2400	4.45
1016	12.9	6.46	334	15	0.40	109	3000	4.45
1019	12.9	6.47	334	16	0.39	106	3600	4.45

Did well dewater? Yes No Amount actually evacuated: 3600ml

Sampling Time: 1024 Sampling Date: 03/01/23

Sample I.D.: MW-3.3-03012023 Laboratory: Test America

Analyzed for: See log 03012023

Equipment Blank I.D.: EB-1-² Time 1040 Duplicate I.D.: _____

LOW FLOW WELL MONITORING DATA SHEET

Project #: <u>23002730-1</u>	Client: <u>Kennedy Jenks</u>
Sampler: <u>BD</u>	Start Date: <u>02nd 02/28/23</u>
Well I.D.: <u>MW-3.9</u>	Well Diameter: 2 3 <u>4</u> 6 8 _____
Total Well Depth: <u>14.79</u>	Depth to Water: <u>3.72</u>
Depth to Free Product: <u>-</u>	Thickness of Free Product (feet): <u>-</u>
Referenced to: <u>RVC</u> Grade	Flow Cell Type: <u>Horiba</u>

Purge Method: 2" Grundfos Pump Peristaltic Pump Bladder Pump/Teflon Bladder
 Sampling Method: Dedicated Tubing New Tubing Other _____
 Flow Rate: 200 mL/min Pump Depth: 10'

Time	Temp. (°C or °F)	pH	Cond. (mS or <u>µS</u>)	Turbidity (NTUs)	D.O. (mg/L)	ORP (mV)	Water Removed (gals. or <u>mL</u>)	Observations <i>(DTM)</i>
1104	12.4	6.63	357	55	1.38	203	600	clear 3.62
1107	13.8	6.40	356	12	0.57	195	1200	3.63
1110	14.1	6.36	355	7	0.42	183	1800	3.63
1113	14.3	6.34	355	5	0.36	178	2400	3.63
1116	14.4	6.34	354	5	0.34	174	3000	3.63
1119	14.4	6.34	354	5	0.33	172	3600	3.63

Did well dewater? Yes <input type="radio"/> No <input checked="" type="radio"/>	Amount actually evacuated: <u>3600 mL</u>
Sampling Time: <u>1124</u>	Sampling Date: <u>02/28/23</u>
Sample I.D.: <u>MW-3.9-02282023</u>	Laboratory: <u>Test America</u>
Analyzed for: <u>See log</u>	
Equipment Blank I.D.: _____ @ _____ Time	Duplicate I.D.: _____

LOW FLOW WELL MONITORING DATA SHEET

Project #: <u>230227BD-1</u>	Client: <u>Kennedy Jenks</u>
Sampler: <u>BD</u>	Start Date: <u>03/01/23</u>
Well I.D.: <u>MW-3.13</u>	Well Diameter: <u>2</u> 3 4 6 8 _____
Total Well Depth: <u>17.87</u>	Depth to Water: <u>6.62</u>
Depth to Free Product: <u>—</u>	Thickness of Free Product (feet): <u>—</u>
Referenced to: <u>RYO</u> Grade	Flow Cell Type: <u>Horiba</u>

Purge Method: 2" Grundfos Pump Peristaltic Pump Bladder Pump w/ Teflon Bladder
 Sampling Method: Dedicated Tubing New Tubing Other _____
 Flow Rate: 200 ml/min Pump Depth: 13'

Time	Temp. (C or °F)	pH	Cond. (mS or µS)	Turbidity (NTUs)	D.O. (mg/L)	ORP (mV)	Water Removed (gals. or mL)	/DTW Observations	
0816	11.2	6.34	159	171	4.86	259	600	cloudy	6.48
0819	12.3	6.05	157	103	4.60	275	1200		6.50
0822	12.8	5.94	159	95	4.33	280	1800		6.50
0825	13.1	5.86	161	69	4.01	283	2400		6.51
0828	13.2	5.82	166	63	3.74	285	3000		6.51
0831	13.1	5.78	169	60	3.52	287	3600		6.52
0834	13.2	5.75	168	59	3.45	287	4200		6.52

Did well dewater? Yes <input type="radio"/> No <input checked="" type="radio"/>	Amount actually evacuated: <u>4200 mL</u>
Sampling Time: <u>0839</u>	Sampling Date: <u>03/01/23</u>
Sample I.D.: <u>MW-3.13-03012023</u>	Laboratory: <u>Test America</u>
Analyzed for: <u>See COV</u>	
Equipment Blank I.D.: _____ @ _____ Time	Duplicate I.D.: _____

LOW FLOW WELL MONITORING DATA SHEET

Project #: <u>230227BD-1</u>	Client: <u>Kennedy Jenks</u>
Sampler: <u>BD</u>	Start Date: 02/29/23 <u>03/01/23</u>
Well I.D.: <u>MW-3.16R</u>	Well Diameter: <u>3</u> 4 6 8
Total Well Depth: <u>14.28</u>	Depth to Water: <u>5.18</u>
Depth to Free Product: <u>-</u>	Thickness of Free Product (feet): <u>-</u>
Referenced to: <u>RVC</u> Grade	Flow Cell Type: <u>Horiba</u>

Purge Method: 2" Grundfos Pump Peristaltic Pump Bladder Pump w/ Teflon Bladder
 Sampling Method: Dedicated Tubing New Tubing Other _____
 Flow Rate: 200ml/min Pump Depth: 18'

Time	Temp. (°C or °F)	pH	Cond. (mS or µS)	Turbidity (NTUs)	D.O. (mg/L)	ORP (mV)	Water Removed (gals. or mL)	Observations
0736	12.2	6.60	342	96	4.45	279	600	cloudy 5.01
0739	12.9	6.15	315	30	4.15	273	1200	clear 4.97
0742	13.3	6.03	318	23	4.15	257	1800	4.94
0745	13.4	5.97	330	14	4.28	254	2400	4.93
0748	13.4	5.91	337	12	4.29	253	3000	4.93
0751	13.4	5.88	340	11	4.29	259	3600	4.93
0754	13.5	5.85	342	11	4.06	255	4200	4.93

Did well dewater? Yes No Amount actually evacuated: 4200 or 3600 mL

Sampling Time: 0756 Sampling Date: 03/01/23

Sample I.D.: MW-3.16R-BD-12023 Laboratory: Test America

Analyzed for: SRW

Equipment Blank I.D.: _____ @ _____ Time Duplicate I.D.: _____

LOW FLOW WELL MONITORING DATA SHEET

Project #: 230227B0-1	Client: Kennedy Jenks
Sampler: B0	Start Date: 03/01/23
Well I.D.: MW-3.18	Well Diameter: 2 3 4 6 8 _____
Total Well Depth: 14.37	Depth to Water: 2.89
Depth to Free Product: —	Thickness of Free Product (feet): —
Referenced to: PVO Grade	Flow Cell Type: Horiba

Purge Method: **2" Grundfos Pump** Peristaltic Pump Bladder Pump w/ **Teflon Bladder**
 Sampling Method: **Dedicated Tubing** New Tubing Other _____
 Flow Rate: **200 mL/min** Pump Depth: **9'**

Time	Temp. (°C or °F)	pH	Cond. (mS or μ S)	Turbidity (NTUs)	D.O. (mg/L)	ORP (mV)	Water Removed (gals. or ml)	Observations <i>DTW</i>
0903	12.9	6.20	332	23	0.62	270	600	clear 2.81
0906	13.3	6.20	331	8	0.42	255	1200	2.79
0909	14.0	6.18	333	5	0.29	231	1800	2.78
0912	14.1	6.17	333	2	0.27	222	2400	2.78
0915	14.2	6.17	333	2	0.26	215	3000	2.78
0918	14.2	6.17	333	2	0.25	213	3600	2.78

Did well dewater? Yes <input type="checkbox"/> No <input checked="" type="checkbox"/>	Amount actually evacuated: 3600 mL
Sampling Time: 0923	Sampling Date: 03/01/23
Sample I.D.: MW-3.18-03012023	Laboratory: Test America
Analyzed for: See log	
Equipment Blank I.D.: _____ @ _____ Time	Duplicate I.D.: _____

LOW FLOW WELL MONITORING DATA SHEET

Project #: <u>230227BD-1</u>	Client: <u>Kennedy Jenks</u>
Sampler: <u>BD</u>	Start Date: <u>03/01/23</u>
Well I.D.: <u>MW-4.1</u>	Well Diameter: 2 3 <u>(4)</u> 6 8 _____
Total Well Depth: <u>32.30</u>	Depth to Water: <u>28.4</u>
Depth to Free Product: <u>—</u>	Thickness of Free Product (feet): <u>—</u>
Referenced to: <u>PVC</u> Grade	Flow Cell Type: <u>Hariba</u>

Purge Method: 2" Grundfos Pump Peristaltic Pump Bladder Pump with Teflon Bladder
 Sampling Method: Dedicated Tubing New Tubing Other _____
 Flow Rate: 200ml/min Pump Depth: 15.5'

Time	Temp. (<u>C</u> or °F)	pH	Cond. (mS or <u>µS</u>)	Turbidity (NTUs)	D.O. (mg/L)	ORP (mV)	Water Removed (gals. or <u>ml</u>)	Observations / <u>DN</u>
1431	12.5	6.21	650	35	0.70	-31	600	clear 2.99
1434	12.6	6.24	655	26	0.45	-39	1200	3.00
1437	12.6	6.23	656	18	0.41	-42	1800	3.01
1440	12.7	6.20	656	15	0.38	-42	2400	3.02
1443	12.7	6.18	657	14	0.36	-41	3000	3.03
1446	12.7	6.17	657	14	0.35	-41	3600	3.04

Did well dewater? Yes <input type="radio"/> No <input checked="" type="radio"/>	Amount actually evacuated: <u>3600ml</u>
Sampling Time: <u>1451</u>	Sampling Date: <u>03/01/23</u>
Sample I.D.: <u>MW-4.1-03012023</u>	Laboratory: <u>Test America</u>
Analyzed for: <u>See cot</u>	
Equipment Blank I.D.: _____ @ _____ Time	Duplicate I.D.: _____

LOW FLOW WELL MONITORING DATA SHEET

Project #: <u>23027780-1</u>	Client: <u>Kennedy Jenks</u>
Sampler: <u>BD</u>	Start Date: <u>02/27/23</u>
Well I.D.: <u>MW-5.5</u>	Well Diameter: 2 3 <u>(4)</u> 6 8 _____
Total Well Depth: <u>—</u>	Depth to Water: <u>3.71</u>
Depth to Free Product: <u>3.66</u>	Thickness of Free Product (feet): <u>0.05</u>
Referenced to: <u>(PVC)</u> Grade	Flow Cell Type: <u>—</u>

Purge Method: 2" Grundfos Pump Peristaltic Pump ~~Bladder Pump~~
 Sampling Method: Dedicated Tubing New Tubing Other _____
 Flow Rate: _____ Pump Depth: _____

Time	Temp. (°C or °F)	pH	Cond. (mS or µS)	Turbidity (NTUs)	D.O. (mg/L)	ORP (mV)	Water Removed (gals. or mL)	Observations
Product in well, No samples collected								

Did well dewater? Yes No	Amount actually evacuated:
Sampling Time:	Sampling Date:
Sample I.D.:	Laboratory: <u>Test America</u>
Analyzed for:	
Equipment Blank I.D.:	Duplicate I.D.:

LOW FLOW WELL MONITORING DATA SHEET

Project #: <u>230227BD-1</u>	Client: <u>Kennedy Jenks</u>
Sampler: <u>BD</u>	Start Date: <u>03/01/23</u>
Well I.D.: <u>MW-5.7</u>	Well Diameter: 2 3 <u>4</u> 6 8
Total Well Depth: <u>34.89</u>	Depth to Water: <u>3.30</u>
Depth to Free Product: <u> </u>	Thickness of Free Product (feet): <u> </u>
Referenced to: <u>EVC</u> Grade	Flow Cell Type: <u>Horiba</u>

Purge Method: 2" Grundfos Pump Peristaltic Pump Bladder Pump w/ Teflon Bladder
 Sampling Method: Dedicated Tubing New Tubing Other _____
 Flow Rate: 200 ml/min Pump Depth: 30'

Time	Temp. (°C or °F)	pH	Cond. (mS or µS)	Turbidity (NTUs)	D.O. (mg/L)	ORP (mV)	Water Removed (gals. or mL)	DTW Observations
1524	13.2	6.71	666	11	0.92	-76	600	clear 3.67
1527	13.6	6.32	667	9	0.66	-63	1200	3.70
1530	13.7	6.27	667	8	0.47	-66	1800	3.70
1533	13.8	6.26	667	7	0.39	-69	2400	3.70
1536	13.8	6.25	667	7	0.36	-70	3000	3.70
1539	13.9	6.25	667	7	0.37	-72	3600	3.70

Did well dewater? Yes <input type="radio"/> No <input checked="" type="radio"/>	Amount actually evacuated: <u>3600 mL</u>
Sampling Time: <u>1544</u>	Sampling Date: <u>03/01/23</u>
Sample I.D.: <u>MW-5.7-03012023</u>	Laboratory: <u>Test America</u>
Analyzed for: <u>See log</u>	
Equipment Blank I.D.: <u> </u> @ <u> </u> Time	Duplicate I.D.: <u> </u>

LOW FLOW WELL MONITORING DATA SHEET

Project #: <u>230227BA-1</u>	Client: <u>Kennedy Jenks</u>
Sampler: <u>BD</u>	Start Date: <u>03/03/23</u>
Well I.D.: <u>MW-5.20</u>	Well Diameter: <u>(2)</u> 3 4 6 8 _____
Total Well Depth: <u>17.95</u>	Depth to Water: <u>6.71</u>
Depth to Free Product: <u>—</u>	Thickness of Free Product (feet): <u>—</u>
Referenced to: <u>PVD</u> Grade	Flow Cell Type: <u>Horibey</u>

Purge Method: 2" Grundfos Pump Peristaltic Pump Bladder Pump w/ST of Ion Bladder
 Sampling Method: Dedicated Tubing New Tubing Other _____
 Flow Rate: 200 mL/min Pump Depth: 12'

Time	Temp. (°C or °F)	pH	Cond. (mS or μ S)	Turbidity (NTUs)	D.O. (mg/L)	ORP (mV)	Water Removed (gals. or mL)	Observations (PTW)
0741	9.7	6.85	650	8	1.14	66	600	clear 6.40
0744	8.9	6.50	664	6	0.57	70	1200	6.40
0747	9.1	6.47	663	5	0.44	71	1800	
0750	9.2	6.45	663	4	0.40	70	2400	
0753	9.3	6.48	663	4	0.38	70	3000	
0756	9.3	6.47	662	4	0.37	69	3600	

Did well dewater? Yes <input type="checkbox"/> No <input checked="" type="checkbox"/>	Amount actually evacuated: <u>3600 mL</u>
Sampling Time: <u>0801</u>	Sampling Date: <u>03/03/23</u>
Sample I.D.: <u>MW-5.20-03032023</u>	Laboratory: <u>Test America</u>
Analyzed for: <u>See lot</u>	
Equipment Blank I.D.: _____ @ _____ Time	Duplicate I.D.: _____

LOW FLOW WELL MONITORING DATA SHEET

Project #: <u>230227BD-1</u>	Client: <u>Kennedy Jenks</u>
Sampler: <u>BD</u>	Start Date: <u>03/01/23</u>
Well I.D.: <u>MW-6.3</u>	Well Diameter: <u>(2)</u> 3 4 6 8 _____
Total Well Depth: <u>15.71</u>	Depth to Water: <u>5.46</u>
Depth to Free Product: <u>—</u>	Thickness of Free Product (feet): <u>—</u>
Referenced to: <u>(N/A)</u> Grade	Flow Cell Type: <u>Horiba</u>

Purge Method: 2" Grundfos Pump Peristaltic Pump Bladder Pump w/ Teflon Bladder
 Sampling Method: Dedicated Tubing New Tubing Other _____
 Flow Rate: 200 ml/min to 100 ml/min Pump Depth: 11'

Time	Temp. (°C or °F)	pH	Cond. (mS or μ S)	Turbidity (NTUs)	D.O. (mg/L)	ORP (mV)	Water Removed (gals. or ml)	Observations
1609	12.2	6.60	1300	524	1.18	-68	600	cloudy ^{DTM} 5.81
1612	12.0	6.44	1300	328	0.68	-63	900	5.71
1615	11.3	6.36	1300	276	0.62	-61	1200	5.70
1618	10.7	6.31	1310	186	0.62	-57	1500	5.70
1621	10.5	6.27	1310	125	0.59	-55	1800	5.72
1624	10.5	6.26	1310	112	0.59	-54	2100	5.73
1627	10.4	6.23	1310	108	0.60	-53	2400	5.73
1630	10.4	6.22	1300	104	0.63	-52	2700	5.75
Filled Vot's with PDB & deployed new PDB, Purged low flow for metals.								

Did well dewater? Yes <input type="checkbox"/> No <input checked="" type="checkbox"/>	Amount actually evacuated: <u>2700 ml</u>
Sampling Time: <u>1635</u>	Sampling Date: <u>03/01/23</u>
Sample I.D.: <u>MW-6.3-03012023</u>	Laboratory: <u>Test America</u>
Analyzed for: <u>See lot</u>	
Equipment Blank I.D.: _____ @ _____ Time	Duplicate I.D.: _____

LOW FLOW WELL MONITORING DATA SHEET

Project #: <u>23022730-1</u>	Client: <u>Kennedy Jenks</u>
Sampler: <u>B0</u>	Start Date: <u>03/03/23</u>
Well I.D.: <u>MW-6M</u>	Well Diameter: <u>2</u> 3 4 6 8 _____
Total Well Depth: <u>16.33</u>	Depth to Water: <u>7.95</u>
Depth to Free Product: <u>✓</u>	Thickness of Free Product (feet): <u>-</u>
Referenced to: <u>PVO</u> Grade	Flow Cell Type: <u>Horiba</u>

Purge Method: 2" Grundfos Pump Peristaltic Pump Bladder Pump w/ Teflon Bladder
 Sampling Method: Dedicated Tubing New Tubing Other _____
 Flow Rate: 200 ml/min Pump Depth: 10'

Time	Temp. (°C or °F)	pH	Cond. (mS or <u>µS</u>)	Turbidity (NTUs)	D.O. (mg/L)	ORP (mV)	Water Removed (gals. or <u>ml</u>)	Observations <i>DTM</i>
<u>0939</u>	<u>12.1</u>	<u>6.52</u>	<u>522</u>	<u>6</u>	<u>3.01</u>	<u>-24</u>	<u>600</u>	<u>clear</u> ^{8.52}
<u>0942</u>	<u>12.1</u>	<u>6.53</u>	<u>530</u>	<u>6</u>	<u>2.77</u>	<u>2700</u>	<u>1200</u>	<u>8.60</u>
<u>0945</u>	<u>12.2</u>	<u>6.50</u>	<u>532</u>	<u>5</u>	<u>2.87</u>	<u>28</u>	<u>1800</u>	<u>8.65</u>
<u>0948</u>	<u>12.3</u>	<u>6.52</u>	<u>533</u>	<u>5</u>	<u>3.01</u>	<u>43</u>	<u>2400</u>	<u>8.70</u>
<u>0951</u>	<u>12.4</u>	<u>6.50</u>	<u>534</u>	<u>5</u>	<u>2.91</u>	<u>46</u>	<u>3000</u>	<u>8.76</u>
<u>0954</u>	<u>12.4</u>	<u>6.49</u>	<u>535</u>	<u>5</u>	<u>2.83</u>	<u>47</u>	<u>3600</u>	<u>8.80</u>

Did well dewater? Yes <input checked="" type="checkbox"/>	Amount actually evacuated: <u>3600ml</u>
Sampling Time: <u>0959</u>	Sampling Date: <u>03/03/23</u>
Sample I.D.: <u>MW-6M-03032023</u>	Laboratory: <u>Test America</u>
Analyzed for: <u>See lot</u>	
Equipment Blank I.D.: _____ @ _____ Time	Duplicate I.D.: _____

LOW FLOW WELL MONITORING DATA SHEET

Project #: <u>2302 2730-1</u>	Client: <u>Kennedy Jenks</u>
Sampler: <u>B20</u>	Start Date: <u>03/03/23</u>
Well I.D.: <u>MW-6.5</u>	Well Diameter: <u>(2)</u> 3 4 6 8 _____
Total Well Depth: <u>17.64</u>	Depth to Water: <u>3.16</u>
Depth to Free Product: <u>—</u>	Thickness of Free Product (feet): <u>—</u>
Referenced to: <u>(RVC)</u> Grade	Flow Cell Type: <u>Horiba</u>

Purge Method: 2" Grundfos Pump Peristaltic Pump Bladder Pump with Teflon Bladder
 Sampling Method: Dedicated Tubing New Tubing Other _____
 Flow Rate: 200 mL/min Pump Depth: 10.5'

Time	Temp. (°C or °F)	pH	Cond. (mS or <u>µS</u>)	Turbidity (NTUs)	D.O. (mg/L)	ORP (mV)	Water Removed (gals. or <u>mL</u>)	DTW Observations
<u>0906</u>	<u>11.8</u>	<u>6.81</u>	<u>310</u>	<u>58</u>	<u>0.95</u>	<u>-41</u>	<u>600</u>	<u>orange</u> <u>5.02</u>
<u>0909</u>	<u>12.0</u>	<u>6.38</u>	<u>300</u>	<u>52</u>	<u>0.44</u>	<u>-11</u>	<u>1200</u>	<u>5.08</u>
<u>0912</u>	<u>12.3</u>	<u>6.30</u>	<u>303</u>	<u>50</u>	<u>0.36</u>	<u>-7</u>	<u>1800</u>	<u>5.11</u>
<u>0915</u>	<u>12.4</u>	<u>6.28</u>	<u>305</u>	<u>47</u>	<u>0.33</u>	<u>-7</u>	<u>2400</u>	<u>5.13</u>
<u>0918</u>	<u>12.3</u>	<u>6.26</u>	<u>307</u>	<u>45</u>	<u>0.32</u>	<u>-7</u>	<u>3000</u>	<u>5.15</u>
<u>0921</u>	<u>12.4</u>	<u>6.25</u>	<u>310</u>	<u>44</u>	<u>0.31</u>	<u>-7</u>	<u>3600</u>	<u>5.17</u>

Did well dewater? Yes <input type="radio"/> No <input checked="" type="radio"/>	Amount actually evacuated: <u>3600 mL</u>
Sampling Time: <u>0926</u>	Sampling Date: <u>03/03/23</u>
Sample I.D.: <u>MW-6.5-03032023</u>	Laboratory: <u>Test America</u>
Analyzed for: <u>See log</u>	
Equipment Blank I.D.: _____ @ _____ Time	Duplicate I.D.: _____

LOW FLOW WELL MONITORING DATA SHEET

Project #: 230227BD-1	Client: Kennedy Jenks
Sampler: BD	Start Date: 03/03/03
Well I.D.: MW-6.7	Well Diameter: ② 3 4 6 8 _____
Total Well Depth: 8.32	Depth to Water: 1.42
Depth to Free Product: —	Thickness of Free Product (feet): —
Referenced to: RVC Grade	Flow Cell Type: —

Purge Method: 2" Grundfos Pump Peristaltic Pump Bladder Pump
 Sampling Method: Dedicated Tubing New Tubing Other PDB
 Flow Rate: _____ Pump Depth: _____

Time	Temp. (C or °F)	pH	Cond. (mS or µS)	Turbidity (NTUs)	D.O. (mg/L)	ORP (mV)	Water Removed (gals. or mL)	Observations
0823								Removed PDB from well & sampled
0832								Installed New PDB in well
								Limited MS/MSD collected - 8 VOA's

Did well dewater? Yes <input type="checkbox"/> No <input checked="" type="checkbox"/>	Amount actually evacuated: PDB
Sampling Time: 0830	Sampling Date: 03/03/03
Sample I.D.: MW-6.7-03032023	Laboratory: Test America
Analyzed for: see lot	
Equipment Blank I.D.: @ _____	Duplicate I.D.: _____

LOW FLOW WELL MONITORING DATA SHEET

Project #: <u>230227BD-1</u>	Client: <u>Kennedy Jenks</u>
Sampler: <u>BD</u>	Start Date: <u>03/03/23</u>
Well I.D.: <u>MW-6.10-0303203</u>	Well Diameter: <u>2</u> 3 4 6 8 <u> </u>
Total Well Depth: <u>9.10</u>	Depth to Water: <u>3.69</u>
Depth to Free Product: <u> </u>	Thickness of Free Product (feet): <u> </u>
Referenced to: <u>PVE</u> Grade	Flow Cell Type: <u> </u>

Purge Method: 2" Grundfos Pump Peristaltic Pump Bladder Pump
 Sampling Method: Dedicated Tubing New Tubing Other PDB
 Flow Rate: Pump Depth:

Time	Temp. (°C or °F)	pH	Cond. (mS or µS)	Turbidity (NTUs)	D.O. (mg/L)	ORP (mV)	Water Removed (gals. or mL)	Observations
<u>0836</u>		<u>Removed PDB from well & sampled</u>						
<u>0842</u>		<u>Installed New PDB in well</u>						

Did well dewater? Yes <input type="radio"/> No <input checked="" type="radio"/>	Amount actually evacuated: <u>PDB</u>
Sampling Time: <u>0840</u>	Sampling Date: <u>03/03/23</u>
Sample I.D.: <u>MW-6.10-0303203</u>	Laboratory: <u>Test America</u>
Analyzed for: <u>See lab</u>	
Equipment Blank I.D.: <u>PDB-BLANK-0303203</u>	Duplicate I.D.: <u>0845</u>

LOW FLOW WELL MONITORING DATA SHEET

Project #: <u>23022780-1</u>	Client: <u>Kennedy Jenks</u>
Sampler: <u>30</u>	Start Date: <u>03/02/23</u>
Well I.D.: <u>MW-7.1</u>	Well Diameter: 2 3 <u>4</u> 6 8 _____
Total Well Depth: <u>14.62</u>	Depth to Water: <u>5.80</u>
Depth to Free Product: <u>—</u>	Thickness of Free Product (feet): <u>—</u>
Referenced to: <u>PVC</u> Grade	Flow Cell Type: <u>Hariba</u>

Purge Method: 2" Grundfos Pump Peristaltic Pump Bladder Pump w/ Top Bladder
 Sampling Method: Dedicated Tubing New Tubing Other _____
 Flow Rate: 200 ml/min Pump Depth: 10.5'

Time	Temp. (°C or °F)	pH	Cond. (mS or μ S)	Turbidity (NTUs)	D.O. (mg/L)	ORP (mV)	Water Removed (gals. or mL)	Observations / DTW
1655	13.8	6.37	677	6	2.34	-67	600	clear 5.68
1658	14.2	6.40	691	5	0.55	-75	1200	5.74 5.78 5.82 5.86 5.89
1701	14.2	6.40	697	4	0.45	-79	1800	
1704	13.8	6.42	699	4	0.41	-81	2400	
1707	13.7	6.42	700	4	0.40	-83	3000	
1710	13.7	6.41	702	4	0.38	-83	3600	

Did well dewater? Yes <input type="checkbox"/> No <input checked="" type="checkbox"/>	Amount actually evacuated: <u>3600 mL</u>
Sampling Time: <u>1715</u>	Sampling Date: <u>03/02/23</u>
Sample I.D.: <u>MW-7.1-03022023</u>	Laboratory: <u>Test America</u>
Analyzed for: <u>see lot</u>	
Equipment Blank I.D.: _____ @ _____ Time	Duplicate I.D.: _____

LOW FLOW WELL MONITORING DATA SHEET

Project #: 230207 BD-1	Client: Kennedy Jenks
Sampler: BD	Start Date: 03/02/23
Well I.D.: MW-7.2	Well Diameter: 2 3 4 6 8 _____
Total Well Depth: 13.80	Depth to Water: 3.28
Depth to Free Product: —	Thickness of Free Product (feet): —
Referenced to: PVC Grade	Flow Cell Type: Horiba

Purge Method: **2" Grundfos Pump** Peristaltic Pump Bladder Pump w/ Teflon Bladder
 Sampling Method: **Dedicated Tubing** New Tubing Other _____
 Flow Rate: **200 mL/min** Pump Depth: **8.5'**

Time	Temp. (°C or °F)	pH	Cond. (mS or µS)	Turbidity (NTUs)	D.O. (mg/L)	ORP (mV)	Water Removed (gals. or mL)	DTW Observations
1547	12.4	6.02	241	32	1.05	-15	600	clear 3.42
1550	12.4	6.12	243	20	0.57	-25	1200	3.43
1553	12.4	6.11	243	15	0.44	-31	1800	3.43
1556	12.5	6.13	243	13	0.37	-34	2400	3.43
1559	12.5	6.13	241	12	0.35	-33	3000	3.44
1602	12.5	6.13	241	12	0.34	-36	3600	3.44

Did well dewater? Yes <input type="radio"/> No <input checked="" type="radio"/>	Amount actually evacuated: 3600 mL
Sampling Time: 1607	Sampling Date: 03/02/23
Sample I.D.: MW-7.2-03022023	Laboratory: Test America
Analyzed for: See 606	
Equipment Blank I.D.: _____ @ _____ Time	Duplicate I.D.: _____

LOW FLOW WELL MONITORING DATA SHEET

Project #: <u>030227BD-1</u>	Client: <u>Kennedy Jenks</u>
Sampler: <u>BD</u>	Start Date: <u>03/02/03</u>
Well I.D.: <u>MW-7.3</u>	Well Diameter: 2 3 <u>4</u> 6 8
Total Well Depth: <u>14.20</u>	Depth to Water: <u>3.99</u>
Depth to Free Product: <u>—</u>	Thickness of Free Product (feet): <u>—</u>
Referenced to: <u>PVC</u> Grade	Flow Cell Type: <u>Horiba</u>

Purge Method: 2" Grundfos Pump Peristaltic Pump Bladder Pump w/ Testlon Bladder
 Sampling Method: Dedicated Tubing New Tubing Other _____
 Flow Rate: 200ml/min Pump Depth: 9'

Time	Temp. (°C or °F)	pH	Cond. (mS or μ S)	Turbidity (NTUs)	D.O. (mg/L)	ORP (mV)	Water Removed (gals. or mL)	Observations <i>1/DW</i>
1621	14.0	6.28	617	36	0.44	-29	600	dear 3.90
1624	14.3	6.26	623	23	0.40	-31	1200	} 3.93 3.95 3.97 3.99
1627	14.6	6.27	625	19	0.34	-36	1800	
1630	14.7	6.28	628	16	0.31	-38	2400	
1633	14.8	6.29	628	15	0.30	-39	3000	
1636	14.8	6.30	628	15	0.29	-41	3600	

Did well dewater? Yes <input type="checkbox"/> No <input checked="" type="checkbox"/>	Amount actually evacuated: <u>3600ml</u>
Sampling Time: <u>1641</u>	Sampling Date: <u>03/02/03</u>
Sample I.D.: <u>MW-7.3-030227BD</u>	Laboratory: <u>Test America</u>
Analyzed for: <u>See cov</u>	
Equipment Blank I.D.: _____ @ _____ Time	Duplicate I.D.: <u>DUP-3-030227BD @ 1642</u>

LOW FLOW WELL MONITORING DATA SHEET

Project #: <u>2302 2780-1</u>	Client: <u>Kennedy Jenks</u>
Sampler: <u>BD</u>	Start Date: <u>02/28/23</u>
Well I.D.: <u>MW-9.1</u>	Well Diameter: <u>(2)</u> 3 4 6 8 _____
Total Well Depth: <u>21.99</u>	Depth to Water: <u>14.40</u>
Depth to Free Product: <u>—</u>	Thickness of Free Product (feet): <u>—</u>
Referenced to: <u>(PVC)</u> Grade	Flow Cell Type: <u>Horiba</u>

Purge Method: 2" Grundfos Pump Peristaltic Pump _____ Bladder Pump w/ Teflon Bladder
 Sampling Method: Dedicated Tubing New Tubing _____ Other _____
 Flow Rate: 200 mL/min Pump Depth: 18'

Time	Temp. (°C or °F)	pH	Cond. (mS or μ S)	Turbidity (NTUs)	D.O. (mg/L)	ORP (mV)	Water Removed (gals. or mL)	DTW Observations
1541	9.4	6.16	194	241	4.46	157	600	cloudy 14.19
1544	8.9	6.08	196	226	4.20	184	1200	14.20
1547	8.9	6.07	196	223	4.20	189	1800	14.20
1550	9.6	6.04	195	195	4.19	195	2400	14.22
1553	9.8	6.01	194	188	4.23	201	3000	14.25
1556	10.2	5.99	194	170	4.24	206	3600	14.26
1559	10.3	5.97	193	165	4.27	210	4200	14.28
1602	10.3	5.97	193	158	4.26	212	4800	14.28

Did well dewater? Yes <input type="checkbox"/> No <input checked="" type="checkbox"/>	Amount actually evacuated: <u>4800 mL</u>
Sampling Time: <u>1607</u>	Sampling Date: <u>02/28/23</u>
Sample I.D.: <u>MW-9.1-02282023</u>	Laboratory: <u>Test America</u>
Analyzed for: <u>See lot 02282023</u>	
Equipment Blank I.D.: <u>EB-2@</u> Time <u>1630</u>	Duplicate I.D.: _____

LOW FLOW WELL MONITORING DATA SHEET

Project #: <u>230207BD-1</u>	Client: <u>Kennedy Jenks</u>
Sampler: <u>BD</u>	Start Date: <u>02/28/03</u>
Well I.D.: <u>MW-9.2</u>	Well Diameter: <u>2</u> 3 4 6 8 _____
Total Well Depth: <u>16.97</u>	Depth to Water: <u>7.73</u>
Depth to Free Product: <u>—</u>	Thickness of Free Product (feet): <u>—</u>
Referenced to: <u>PVC</u> Grade	Flow Cell Type: <u>Manba</u>

Purge Method: 2" Grundfos Pump
 Sampling Method: Dedicated Tubing
 Flow Rate: 200 mL/min

Peristaltic Pump _____ Bladder Pump w/ Teflon Bladder
 New Tubing _____ Other _____
 Pump Depth: 12'

Time	Temp. (°C or °F)	pH	Cond. (mS or μ S)	Turbidity (NTUs)	D.O. (mg/L)	ORP (mV)	Water Removed (gals. or mL)	Observations
1454	12.9	6.85	123	42	4.57	118	600	clear 7.55
1457	13.7	6.18	120	34	4.56	170	1200	7.57
1500	13.9	5.96	118	32	4.54	191	1800	7.58
1503	13.7	5.87	118	29	4.53	203	2400	7.64
1506	13.8	5.84	118	28	4.47	209	3000	7.69
1509	13.8	5.80	118	27	4.53	212	3600	7.73

Did well dewater? Yes <input type="radio"/> No <input checked="" type="radio"/>	Amount actually evacuated: <u>3600 mL</u>
Sampling Time: <u>1514</u>	Sampling Date: <u>02/28/03</u>
Sample I.D.: <u>MW-9.2 0228003</u>	Laboratory: <u>Test America</u>
Analyzed for: <u>See Lot</u>	
Equipment Blank I.D.: _____ @ _____ Time	Duplicate I.D.: _____

Appendix D

Analytical Reports and Chain of Custody Forms

ANALYTICAL REPORT

PREPARED FOR

Attn: Cayla Whiteside
Kennedy/Jenks Consultants
214 Carnegie Center
Suite 103
Princeton, New Jersey 08540

Generated 3/24/2023 11:47:57 AM

JOB DESCRIPTION

Mendocino Railway Groundwater

JOB NUMBER

320-97328-1

Eurofins Sacramento

Job Notes

This report is issued solely for the use of the person or company to whom it is addressed. Any use, copying or disclosure other than by the intended recipient is unauthorized. If you have received this report in error, please notify the sender and destroy this report immediately. This report shall not be reproduced except in full, without prior express written approval by the laboratory.

The data in the report relate to the field sample(s) as received by the laboratory and associated QC. All results have been reviewed and have been found to be compliant with laboratory and accreditation requirements, with the exception of the noted deviation(s). For questions, please contact the Project Manager.

The test results in this report relate only to the samples as received by the laboratory and will meet all requirements of the methodology, with any exceptions noted. This report shall not be reproduced except in full, without the express written approval of the laboratory. All questions should be directed to the Eurofins Environment Testing Northern California, LLC Project Manager.

Authorization



Generated
3/24/2023 11:47:57 AM

Authorized for release by
Afsaneh Salimpour, Senior Project Manager
Afsaneh.Salimpour@et.eurofinsus.com
(925)484-1919



Table of Contents

Cover Page	1
Table of Contents	3
Definitions/Glossary	4
Case Narrative	5
Detection Summary	6
Client Sample Results	10
Toxicity Summary	22
Surrogate Summary	26
Isotope Dilution Summary	28
QC Sample Results	29
QC Association Summary	40
Lab Chronicle	43
Certification Summary	46
Method Summary	47
Sample Summary	48
Subcontract Data	49
Chain of Custody	55
Receipt Checklists	59

Definitions/Glossary

Client: Kennedy/Jenks Consultants
Project/Site: Mendocino Railway Groundwater

Job ID: 320-97328-1

Qualifiers

GC/MS VOA

Qualifier	Qualifier Description
J	Result is less than the RL but greater than or equal to the MDL and the concentration is an approximate value.

GC/MS Semi VOA

Qualifier	Qualifier Description
J	Result is less than the RL but greater than or equal to the MDL and the concentration is an approximate value.

GC Semi VOA

Qualifier	Qualifier Description
B	Compound was found in the blank and sample.
J	Result is less than the RL but greater than or equal to the MDL and the concentration is an approximate value.

Dioxin

Qualifier	Qualifier Description
B	Compound was found in the blank and sample.
J	Result is less than the RL but greater than or equal to the MDL and the concentration is an approximate value.
q	The reported result is the estimated maximum possible concentration of this analyte, quantitated using the theoretical ion ratio. The measured ion ratio does not meet qualitative identification criteria and indicates a possible interference.

Glossary

Abbreviation	These commonly used abbreviations may or may not be present in this report.
α	Listed under the "D" column to designate that the result is reported on a dry weight basis
%R	Percent Recovery
CFL	Contains Free Liquid
CFU	Colony Forming Unit
CNF	Contains No Free Liquid
DER	Duplicate Error Ratio (normalized absolute difference)
Dil Fac	Dilution Factor
DL	Detection Limit (DoD/DOE)
DL, RA, RE, IN	Indicates a Dilution, Re-analysis, Re-extraction, or additional Initial metals/anion analysis of the sample
DLC	Decision Level Concentration (Radiochemistry)
EDL	Estimated Detection Limit (Dioxin)
LOD	Limit of Detection (DoD/DOE)
LOQ	Limit of Quantitation (DoD/DOE)
MCL	EPA recommended "Maximum Contaminant Level"
MDA	Minimum Detectable Activity (Radiochemistry)
MDC	Minimum Detectable Concentration (Radiochemistry)
MDL	Method Detection Limit
ML	Minimum Level (Dioxin)
MPN	Most Probable Number
MQL	Method Quantitation Limit
NC	Not Calculated
ND	Not Detected at the reporting limit (or MDL or EDL if shown)
NEG	Negative / Absent
POS	Positive / Present
PQL	Practical Quantitation Limit
PRES	Presumptive
QC	Quality Control
RER	Relative Error Ratio (Radiochemistry)
RL	Reporting Limit or Requested Limit (Radiochemistry)
RPD	Relative Percent Difference, a measure of the relative difference between two points
TEF	Toxicity Equivalent Factor (Dioxin)
TEQ	Toxicity Equivalent Quotient (Dioxin)
TNTC	Too Numerous To Count

Case Narrative

Client: Kennedy/Jenks Consultants
Project/Site: Mendocino Railway Groundwater

Job ID: 320-97328-1

Job ID: 320-97328-1

Laboratory: Eurofins Sacramento

Narrative

Job Narrative 320-97328-1

Comments

No additional comments.

Receipt

The samples were received on 3/2/2023 4:04 PM. Unless otherwise noted below, the samples arrived in good condition, and where required, properly preserved and on ice. The temperatures of the 4 coolers at receipt time were 2.9° C, 3.5° C, 3.9° C and 4.7° C.

GC/MS VOA

Method 8260B: Insufficient sample volume was available to perform a matrix spike/matrix spike duplicate/sample duplicate (MS/MSD/DUP) associated with analytical batch 320-659792.

Method 8260B: Insufficient sample volume was available to perform a matrix spike/matrix spike duplicate (MS/MSD) associated with analytical batch 320-660347.

No additional analytical or quality issues were noted, other than those described above or in the Definitions/Glossary page.

GC/MS Semi VOA

No analytical or quality issues were noted, other than those described in the Definitions/Glossary page.

GC Semi VOA

Method 8015C: The method blank for preparation batch 320-658409 and analytical batch 320-660684 contained Diesel Range Organics [C10-C28] above the method detection limit. This target analyte concentration was less than the reporting limit (RL); therefore, re-extraction and/or re-analysis of samples was not performed.

Method 8015C: The Diesel Range Organics (DRO) concentration reported for the following sample is due to the presence of discrete peaks: EB-2-02282023 (320-97328-11). Diesel Range Organics [C10-C28]

Method 8015C: The following sample contained a hydrocarbon pattern in the diesel range; however, the elution pattern was later than the typical diesel fuel pattern used by the laboratory for quantitative purposes: MW-3.13-03012023 (320-97328-7).

No additional analytical or quality issues were noted, other than those described above or in the Definitions/Glossary page.

Dioxin

No analytical or quality issues were noted, other than those described in the Definitions/Glossary page.

Metals

No analytical or quality issues were noted, other than those described in the Definitions/Glossary page.

Organic Prep

Method 3510C SGC: Insufficient sample volume was available to perform a matrix spike/matrix spike duplicate (MS/MSD) associated with method 8015C_DRO aqueous in preparation batch 320-658409.

Method 3510C SGC: Insufficient sample volume was available to perform a matrix spike/matrix spike duplicate (MS/MSD) associated with method 8015C_DRO aqueous in preparation batch 320-658661.

No additional analytical or quality issues were noted, other than those described above or in the Definitions/Glossary page.

VOA Prep

No analytical or quality issues were noted, other than those described in the Definitions/Glossary page.

Dioxin Prep

No analytical or quality issues were noted, other than those described in the Definitions/Glossary page.

Detection Summary

Client: Kennedy/Jenks Consultants
 Project/Site: Mendocino Railway Groundwater

Job ID: 320-97328-1

Client Sample ID: MW-2.2-02282023

Lab Sample ID: 320-97328-1

Analyte	Result	Qualifier	RL	EDL	Unit	Dil Fac	D	Method	Prep Type
1,2,3,4,7,8-HxCDD	1.6	J q B	47	0.030	pg/L	1		8290	Total/NA
1,2,3,6,7,8-HxCDD	0.42	J q B	47	0.030	pg/L	1		8290	Total/NA
1,2,3,7,8,9-HxCDD	0.37	J q B	47	0.027	pg/L	1		8290	Total/NA
Total HxCDD	3.3	J q B	47	0.029	pg/L	1		8290	Total/NA
1,2,3,4,6,7,8-HpCDD	6.9	J B	47	0.096	pg/L	1		8290	Total/NA
Total HpCDD	15	J B	47	0.096	pg/L	1		8290	Total/NA
OCDD	100	B	94	0.18	pg/L	1		8290	Total/NA
1,2,3,4,6,7,8-HpCDF	2.0	J B	47	0.067	pg/L	1		8290	Total/NA
Total HpCDF	5.2	J q B	47	0.068	pg/L	1		8290	Total/NA
OCDF	4.0	J B	94	0.080	pg/L	1		8290	Total/NA

Client Sample ID: MW-2.3-02282023

Lab Sample ID: 320-97328-2

Analyte	Result	Qualifier	RL	EDL	Unit	Dil Fac	D	Method	Prep Type
1,2,3,4,7,8-HxCDD	1.5	J q B	47	0.080	pg/L	1		8290	Total/NA
1,2,3,6,7,8-HxCDD	2.0	J B	47	0.081	pg/L	1		8290	Total/NA
1,2,3,7,8,9-HxCDD	1.5	J B	47	0.073	pg/L	1		8290	Total/NA
Total HxCDD	14	J q B	47	0.078	pg/L	1		8290	Total/NA
1,2,3,4,6,7,8-HpCDD	39	J B	47	0.40	pg/L	1		8290	Total/NA
Total HpCDD	81	B	47	0.40	pg/L	1		8290	Total/NA
OCDD	640	B	94	1.2	pg/L	1		8290	Total/NA
Total HxCDF	2.6	J q	47	0.032	pg/L	1		8290	Total/NA
1,2,3,4,6,7,8-HpCDF	11	J B	47	0.15	pg/L	1		8290	Total/NA
1,2,3,4,7,8,9-HpCDF	0.55	J q B	47	0.16	pg/L	1		8290	Total/NA
Total HpCDF	30	J q B	47	0.16	pg/L	1		8290	Total/NA
OCDF	26	J B	94	0.19	pg/L	1		8290	Total/NA

Client Sample ID: MW-2.7-02282023

Lab Sample ID: 320-97328-3

Analyte	Result	Qualifier	RL	EDL	Unit	Dil Fac	D	Method	Prep Type
1,2,3,4,7,8-HxCDD	1.4	J B	47	0.041	pg/L	1		8290	Total/NA
Total HxCDD	3.1	J q B	47	0.041	pg/L	1		8290	Total/NA
1,2,3,4,6,7,8-HpCDD	8.4	J B	47	0.11	pg/L	1		8290	Total/NA
Total HpCDD	18	J B	47	0.11	pg/L	1		8290	Total/NA
OCDD	110	B	94	0.23	pg/L	1		8290	Total/NA
1,2,3,4,6,7,8-HpCDF	3.0	J B	47	0.083	pg/L	1		8290	Total/NA
1,2,3,4,7,8,9-HpCDF	0.27	J B	47	0.092	pg/L	1		8290	Total/NA
Total HpCDF	7.3	J B	47	0.087	pg/L	1		8290	Total/NA
OCDF	5.1	J q B	94	0.10	pg/L	1		8290	Total/NA

Client Sample ID: MW-3.2-02282023

Lab Sample ID: 320-97328-4

Analyte	Result	Qualifier	RL	MDL	Unit	Dil Fac	D	Method	Prep Type
Vinyl chloride	0.072	J	0.10	0.040	ug/L	1		8260D	Total/NA
1,1-Dichloroethane	0.37		0.20	0.025	ug/L	1		8260D	Total/NA
Benzene	0.044	J	0.20	0.030	ug/L	1		8260D	Total/NA
Trichloroethene	0.59		0.20	0.066	ug/L	1		8260D	Total/NA
Tetrachloroethene	0.48	J	0.50	0.084	ug/L	1		8260D	Total/NA
Diesel Range Organics [C10-C28]	190	B	47	15	ug/L	1		8015C	Silica Gel Cleanup

This Detection Summary does not include radiochemical test results.

Eurofins Sacramento

Detection Summary

Client: Kennedy/Jenks Consultants
 Project/Site: Mendocino Railway Groundwater

Job ID: 320-97328-1

Client Sample ID: DUP-1-02282023

Lab Sample ID: 320-97328-5

Analyte	Result	Qualifier	RL	MDL	Unit	Dil Fac	D	Method	Prep Type
Vinyl chloride	0.091	J	0.10	0.040	ug/L	1		8260D	Total/NA
1,1-Dichloroethene	0.11	J	0.20	0.035	ug/L	1		8260D	Total/NA
1,1-Dichloroethane	0.37		0.20	0.025	ug/L	1		8260D	Total/NA
Benzene	0.044	J	0.20	0.030	ug/L	1		8260D	Total/NA
Trichloroethene	0.62		0.20	0.066	ug/L	1		8260D	Total/NA
Tetrachloroethene	0.49	J	0.50	0.084	ug/L	1		8260D	Total/NA
Diesel Range Organics [C10-C28]	200	B	47	15	ug/L	1		8015C	Silica Gel Cleanup

Client Sample ID: MW-3.3-03012023

Lab Sample ID: 320-97328-6

Analyte	Result	Qualifier	RL	MDL	Unit	Dil Fac	D	Method	Prep Type
1,1-Dichloroethene	0.25		0.20	0.035	ug/L	1		8260D	Total/NA
1,1-Dichloroethane	0.94		0.20	0.025	ug/L	1		8260D	Total/NA
Trichloroethene	0.57		0.20	0.066	ug/L	1		8260D	Total/NA
Tetrachloroethene	2.0		0.50	0.084	ug/L	1		8260D	Total/NA

Client Sample ID: MW-3.13-03012023

Lab Sample ID: 320-97328-7

Analyte	Result	Qualifier	RL	MDL	Unit	Dil Fac	D	Method	Prep Type
Trichloroethene	0.83		0.20	0.066	ug/L	1		8260D	Total/NA
Tetrachloroethene	6.6		0.50	0.084	ug/L	1		8260D	Total/NA
Diesel Range Organics [C10-C28]	95		47	15	ug/L	1		8015C	Silica Gel Cleanup

Client Sample ID: MW-3.16R-03012023

Lab Sample ID: 320-97328-8

Analyte	Result	Qualifier	RL	MDL	Unit	Dil Fac	D	Method	Prep Type
Trichloroethene	0.12	J	0.20	0.066	ug/L	1		8260D	Total/NA
Tetrachloroethene	0.22	J	0.50	0.084	ug/L	1		8260D	Total/NA

Client Sample ID: MW-3.18-03012023

Lab Sample ID: 320-97328-9

Analyte	Result	Qualifier	RL	MDL	Unit	Dil Fac	D	Method	Prep Type
Vinyl chloride	0.049	J	0.10	0.040	ug/L	1		8260D	Total/NA
1,1-Dichloroethene	0.066	J	0.20	0.035	ug/L	1		8260D	Total/NA
1,1-Dichloroethane	1.0		0.20	0.025	ug/L	1		8260D	Total/NA
Trichloroethene	1.1		0.20	0.066	ug/L	1		8260D	Total/NA
Tetrachloroethene	2.9		0.50	0.084	ug/L	1		8260D	Total/NA

Client Sample ID: TB-1-02282023

Lab Sample ID: 320-97328-10

No Detections.

Client Sample ID: EB-2-02282023

Lab Sample ID: 320-97328-11

Analyte	Result	Qualifier	RL	MDL	Unit	Dil Fac	D	Method	Prep Type
Diesel Range Organics [C10-C28]	18	J B	47	15	ug/L	1		8015C	Silica Gel Cleanup

Client Sample ID: MW-3.12R-02282023

Lab Sample ID: 320-97328-12

Analyte	Result	Qualifier	RL	MDL	Unit	Dil Fac	D	Method	Prep Type
Pentachlorophenol	0.82	J	1.0	0.44	ug/L	1		8270E SIM	Total/NA
1,2,3,4,7,8-HxCDD	1.9	J B q	47	0.058	pg/L	1		8290	Total/NA

This Detection Summary does not include radiochemical test results.

Eurofins Sacramento

Detection Summary

Client: Kennedy/Jenks Consultants
Project/Site: Mendocino Railway Groundwater

Job ID: 320-97328-1

Client Sample ID: MW-3.12R-02282023 (Continued)

Lab Sample ID: 320-97328-12

Analyte	Result	Qualifier	RL	EDL	Unit	Dil Fac	D	Method	Prep Type
1,2,3,7,8,9-HxCDD	0.64	J B	47	0.053	pg/L	1		8290	Total/NA
Total HxCDD	2.5	J B q	47	0.057	pg/L	1		8290	Total/NA
1,2,3,4,6,7,8-HpCDD	5.7	J B	47	0.14	pg/L	1		8290	Total/NA
Total HpCDD	7.6	J B	47	0.14	pg/L	1		8290	Total/NA
OCDD	15	J B	94	0.062	pg/L	1		8290	Total/NA
2,3,4,6,7,8-HxCDF	0.58	J q	47	0.056	pg/L	1		8290	Total/NA
1,2,3,7,8,9-HxCDF	0.71	J	47	0.060	pg/L	1		8290	Total/NA
Total HxCDF	1.3	J q	47	0.059	pg/L	1		8290	Total/NA
1,2,3,4,6,7,8-HpCDF	1.6	J B	47	0.077	pg/L	1		8290	Total/NA
1,2,3,4,7,8,9-HpCDF	0.60	J B q	47	0.086	pg/L	1		8290	Total/NA
Total HpCDF	3.4	J B q	47	0.082	pg/L	1		8290	Total/NA
OCDF	4.7	J B	94	0.095	pg/L	1		8290	Total/NA

Client Sample ID: DUP-2-02282023

Lab Sample ID: 320-97328-13

Analyte	Result	Qualifier	RL	MDL	Unit	Dil Fac	D	Method	Prep Type
Pentachlorophenol	0.81	J	1.0	0.44	ug/L	1		8270E SIM	Total/NA
1,2,3,4,7,8-HxCDD	1.2	J q B	47	0.030	pg/L	1		8290	Total/NA
Total HxCDD	1.2	J q B	47	0.029	pg/L	1		8290	Total/NA
1,2,3,4,6,7,8-HpCDD	4.9	J B	47	0.078	pg/L	1		8290	Total/NA
Total HpCDD	6.9	J q B	47	0.078	pg/L	1		8290	Total/NA
OCDD	10	J B	94	0.11	pg/L	1		8290	Total/NA
1,2,3,4,6,7,8-HpCDF	0.62	J q B	47	0.033	pg/L	1		8290	Total/NA
Total HpCDF	1.3	J q B	47	0.034	pg/L	1		8290	Total/NA
OCDF	1.3	J q B	94	0.035	pg/L	1		8290	Total/NA

Client Sample ID: MW-3.9-02282023

Lab Sample ID: 320-97328-14

Analyte	Result	Qualifier	RL	MDL	Unit	Dil Fac	D	Method	Prep Type
Pentachlorophenol	0.48	J	1.0	0.44	ug/L	1		8270E SIM	Total/NA
1,2,3,4,7,8-HxCDD	1.0	J q B	47	0.028	pg/L	1		8290	Total/NA
Total HxCDD	1.3	J q B	47	0.027	pg/L	1		8290	Total/NA
1,2,3,4,6,7,8-HpCDD	2.1	J B	47	0.039	pg/L	1		8290	Total/NA
Total HpCDD	4.5	J B	47	0.039	pg/L	1		8290	Total/NA
OCDD	16	J B	94	0.095	pg/L	1		8290	Total/NA
1,2,3,7,8,9-HxCDF	0.39	J q	47	0.013	pg/L	1		8290	Total/NA
Total HxCDF	0.39	J q	47	0.013	pg/L	1		8290	Total/NA
1,2,3,4,6,7,8-HpCDF	1.8	J B	47	0.037	pg/L	1		8290	Total/NA
1,2,3,4,7,8,9-HpCDF	0.16	J q B	47	0.040	pg/L	1		8290	Total/NA
Total HpCDF	2.8	J q B	47	0.038	pg/L	1		8290	Total/NA
OCDF	3.5	J B	94	0.038	pg/L	1		8290	Total/NA

Client Sample ID: MW-9.1-02282023

Lab Sample ID: 320-97328-15

No Detections.

Client Sample ID: MW-9.2-02282023

Lab Sample ID: 320-97328-16

No Detections.

Client Sample ID: EB-1-03012023

Lab Sample ID: 320-97328-17

Analyte	Result	Qualifier	RL	EDL	Unit	Dil Fac	D	Method	Prep Type
1,2,3,4,7,8-HxCDD	1.4	J q B	47	0.030	pg/L	1		8290	Total/NA

This Detection Summary does not include radiochemical test results.

Eurofins Sacramento

Detection Summary

Client: Kennedy/Jenks Consultants
 Project/Site: Mendocino Railway Groundwater

Job ID: 320-97328-1

Client Sample ID: EB-1-03012023 (Continued)

Lab Sample ID: 320-97328-17

Analyte	Result	Qualifier	RL	EDL	Unit	Dil Fac	D	Method	Prep Type
Total HxCDD	2.3	J q B	47	0.028	pg/L	1		8290	Total/NA
1,2,3,4,6,7,8-HpCDD	0.43	J q B	47	0.026	pg/L	1		8290	Total/NA
Total HpCDD	1.3	J q B	47	0.026	pg/L	1		8290	Total/NA
OCDD	2.2	J q B	94	0.0063	pg/L	1		8290	Total/NA
1,2,3,4,6,7,8-HpCDF	0.20	J q B	47	0.033	pg/L	1		8290	Total/NA
Total HpCDF	0.20	J q B	47	0.034	pg/L	1		8290	Total/NA
OCDF	0.40	J q B	94	0.035	pg/L	1		8290	Total/NA

This Detection Summary does not include radiochemical test results.

Eurofins Sacramento



Client Sample Results

Client: Kennedy/Jenks Consultants
Project/Site: Mendocino Railway Groundwater

Job ID: 320-97328-1

Client Sample ID: MW-2.2-02282023

Lab Sample ID: 320-97328-1

Date Collected: 02/28/23 09:00

Matrix: Water

Date Received: 03/02/23 16:04

Method: SW846 8290 - Dioxins and Furans (HRGC/HRMS)

Analyte	Result	Qualifier	RL	EDL	Unit	D	Prepared	Analyzed	Dil Fac
2,3,7,8-TCDD	ND		9.4	0.15	pg/L		03/07/23 04:25	03/11/23 13:41	1
Total TCDD	ND		9.4	0.15	pg/L		03/07/23 04:25	03/11/23 13:41	1
1,2,3,7,8-PeCDD	ND		47	0.046	pg/L		03/07/23 04:25	03/11/23 13:41	1
Total PeCDD	ND		47	0.046	pg/L		03/07/23 04:25	03/11/23 13:41	1
1,2,3,4,7,8-HxCDD	1.6	J q B	47	0.030	pg/L		03/07/23 04:25	03/11/23 13:41	1
1,2,3,6,7,8-HxCDD	0.42	J q B	47	0.030	pg/L		03/07/23 04:25	03/11/23 13:41	1
1,2,3,7,8,9-HxCDD	0.37	J q B	47	0.027	pg/L		03/07/23 04:25	03/11/23 13:41	1
Total HxCDD	3.3	J q B	47	0.029	pg/L		03/07/23 04:25	03/11/23 13:41	1
1,2,3,4,6,7,8-HpCDD	6.9	J B	47	0.096	pg/L		03/07/23 04:25	03/11/23 13:41	1
Total HpCDD	15	J B	47	0.096	pg/L		03/07/23 04:25	03/11/23 13:41	1
OCDD	100	B	94	0.18	pg/L		03/07/23 04:25	03/11/23 13:41	1
2,3,7,8-TCDF	ND		9.4	0.0054	pg/L		03/07/23 04:25	03/11/23 13:41	1
Total TCDF	ND		9.4	0.0054	pg/L		03/07/23 04:25	03/11/23 13:41	1
1,2,3,7,8-PeCDF	ND		47	0.0091	pg/L		03/07/23 04:25	03/11/23 13:41	1
2,3,4,7,8-PeCDF	ND		47	0.010	pg/L		03/07/23 04:25	03/11/23 13:41	1
Total PeCDF	ND		47	0.010	pg/L		03/07/23 04:25	03/11/23 13:41	1
1,2,3,4,7,8-HxCDF	ND		47	0.025	pg/L		03/07/23 04:25	03/11/23 13:41	1
1,2,3,6,7,8-HxCDF	ND		47	0.025	pg/L		03/07/23 04:25	03/11/23 13:41	1
2,3,4,6,7,8-HxCDF	ND		47	0.023	pg/L		03/07/23 04:25	03/11/23 13:41	1
1,2,3,7,8,9-HxCDF	ND		47	0.024	pg/L		03/07/23 04:25	03/11/23 13:41	1
Total HxCDF	ND		47	0.17	pg/L		03/07/23 04:25	03/11/23 13:41	1
1,2,3,4,6,7,8-HpCDF	2.0	J B	47	0.067	pg/L		03/07/23 04:25	03/11/23 13:41	1
1,2,3,4,7,8,9-HpCDF	ND		47	0.070	pg/L		03/07/23 04:25	03/11/23 13:41	1
Total HpCDF	5.2	J q B	47	0.068	pg/L		03/07/23 04:25	03/11/23 13:41	1
OCDF	4.0	J B	94	0.080	pg/L		03/07/23 04:25	03/11/23 13:41	1

Isotope Dilution	%Recovery	Qualifier	Limits	Prepared	Analyzed	Dil Fac
13C-2,3,7,8-TCDD	88		40 - 135	03/07/23 04:25	03/11/23 13:41	1
13C-1,2,3,7,8-PeCDD	97		40 - 135	03/07/23 04:25	03/11/23 13:41	1
13C-1,2,3,6,7,8-HxCDD	83		40 - 135	03/07/23 04:25	03/11/23 13:41	1
13C-1,2,3,4,6,7,8-HpCDD	92		40 - 135	03/07/23 04:25	03/11/23 13:41	1
13C-OCDD	82		40 - 135	03/07/23 04:25	03/11/23 13:41	1
13C-2,3,4,7,8-PeCDF	80		40 - 135	03/07/23 04:25	03/11/23 13:41	1
13C-2,3,7,8-TCDF	73		40 - 135	03/07/23 04:25	03/11/23 13:41	1
13C-1,2,3,4,7,8-HxCDD	83		40 - 135	03/07/23 04:25	03/11/23 13:41	1
13C-1,2,3,7,8-PeCDF	83		40 - 135	03/07/23 04:25	03/11/23 13:41	1
13C-1,2,3,4,7,8-HxCDF	74		40 - 135	03/07/23 04:25	03/11/23 13:41	1
13C-1,2,3,4,6,7,8-HpCDF	72		40 - 135	03/07/23 04:25	03/11/23 13:41	1
13C-1,2,3,6,7,8-HxCDF	73		40 - 135	03/07/23 04:25	03/11/23 13:41	1
13C-1,2,3,7,8,9-HxCDF	76		40 - 135	03/07/23 04:25	03/11/23 13:41	1
13C-2,3,4,6,7,8-HxCDF	78		40 - 135	03/07/23 04:25	03/11/23 13:41	1
13C-1,2,3,4,7,8,9-HpCDF	80		40 - 135	03/07/23 04:25	03/11/23 13:41	1
13C-OCDF	73		40 - 135	03/07/23 04:25	03/11/23 13:41	1

Client Sample ID: MW-2.3-02282023

Lab Sample ID: 320-97328-2

Date Collected: 02/28/23 09:46

Matrix: Water

Date Received: 03/02/23 16:04

Method: SW846 8290 - Dioxins and Furans (HRGC/HRMS)

Analyte	Result	Qualifier	RL	EDL	Unit	D	Prepared	Analyzed	Dil Fac
2,3,7,8-TCDD	ND		9.4	0.11	pg/L		03/07/23 04:25	03/11/23 14:29	1

Eurofins Sacramento

Client Sample Results

Client: Kennedy/Jenks Consultants
 Project/Site: Mendocino Railway Groundwater

Job ID: 320-97328-1

Client Sample ID: MW-2.3-02282023

Lab Sample ID: 320-97328-2

Date Collected: 02/28/23 09:46

Matrix: Water

Date Received: 03/02/23 16:04

Method: SW846 8290 - Dioxins and Furans (HRGC/HRMS) (Continued)

Analyte	Result	Qualifier	RL	EDL	Unit	D	Prepared	Analyzed	Dil Fac
Total TCDD	ND		9.4	0.22	pg/L		03/07/23 04:25	03/11/23 14:29	1
1,2,3,7,8-PeCDD	ND		47	0.078	pg/L		03/07/23 04:25	03/11/23 14:29	1
Total PeCDD	ND		47	0.078	pg/L		03/07/23 04:25	03/11/23 14:29	1
1,2,3,4,7,8-HxCDD	1.5	J q B	47	0.080	pg/L		03/07/23 04:25	03/11/23 14:29	1
1,2,3,6,7,8-HxCDD	2.0	J B	47	0.081	pg/L		03/07/23 04:25	03/11/23 14:29	1
1,2,3,7,8,9-HxCDD	1.5	J B	47	0.073	pg/L		03/07/23 04:25	03/11/23 14:29	1
Total HxCDD	14	J q B	47	0.078	pg/L		03/07/23 04:25	03/11/23 14:29	1
1,2,3,4,6,7,8-HpCDD	39	J B	47	0.40	pg/L		03/07/23 04:25	03/11/23 14:29	1
Total HpCDD	81	B	47	0.40	pg/L		03/07/23 04:25	03/11/23 14:29	1
OCDD	640	B	94	1.2	pg/L		03/07/23 04:25	03/11/23 14:29	1
2,3,7,8-TCDF	ND		9.4	0.0053	pg/L		03/07/23 04:25	03/11/23 14:29	1
Total TCDF	ND		9.4	0.0053	pg/L		03/07/23 04:25	03/11/23 14:29	1
1,2,3,7,8-PeCDF	ND		47	0.025	pg/L		03/07/23 04:25	03/11/23 14:29	1
2,3,4,7,8-PeCDF	ND		47	0.029	pg/L		03/07/23 04:25	03/11/23 14:29	1
Total PeCDF	ND		47	0.029	pg/L		03/07/23 04:25	03/11/23 14:29	1
1,2,3,4,7,8-HxCDF	ND		47	0.032	pg/L		03/07/23 04:25	03/11/23 14:29	1
1,2,3,6,7,8-HxCDF	ND		47	0.031	pg/L		03/07/23 04:25	03/11/23 14:29	1
2,3,4,6,7,8-HxCDF	ND		47	0.030	pg/L		03/07/23 04:25	03/11/23 14:29	1
1,2,3,7,8,9-HxCDF	ND		47	0.032	pg/L		03/07/23 04:25	03/11/23 14:29	1
Total HxCDF	2.6	J q	47	0.032	pg/L		03/07/23 04:25	03/11/23 14:29	1
1,2,3,4,6,7,8-HpCDF	11	J B	47	0.15	pg/L		03/07/23 04:25	03/11/23 14:29	1
1,2,3,4,7,8,9-HpCDF	0.55	J q B	47	0.16	pg/L		03/07/23 04:25	03/11/23 14:29	1
Total HpCDF	30	J q B	47	0.16	pg/L		03/07/23 04:25	03/11/23 14:29	1
OCDF	26	J B	94	0.19	pg/L		03/07/23 04:25	03/11/23 14:29	1
Isotope Dilution	%Recovery	Qualifier	Limits				Prepared	Analyzed	Dil Fac
13C-2,3,7,8-TCDD	86		40 - 135				03/07/23 04:25	03/11/23 14:29	1
13C-1,2,3,7,8-PeCDD	96		40 - 135				03/07/23 04:25	03/11/23 14:29	1
13C-1,2,3,6,7,8-HxCDD	86		40 - 135				03/07/23 04:25	03/11/23 14:29	1
13C-1,2,3,4,6,7,8-HpCDD	96		40 - 135				03/07/23 04:25	03/11/23 14:29	1
13C-OCDD	86		40 - 135				03/07/23 04:25	03/11/23 14:29	1
13C-2,3,4,7,8-PeCDF	79		40 - 135				03/07/23 04:25	03/11/23 14:29	1
13C-2,3,7,8-TCDF	71		40 - 135				03/07/23 04:25	03/11/23 14:29	1
13C-1,2,3,4,7,8-HxCDD	92		40 - 135				03/07/23 04:25	03/11/23 14:29	1
13C-1,2,3,7,8-PeCDF	83		40 - 135				03/07/23 04:25	03/11/23 14:29	1
13C-1,2,3,4,7,8-HxCDF	80		40 - 135				03/07/23 04:25	03/11/23 14:29	1
13C-1,2,3,4,6,7,8-HpCDF	76		40 - 135				03/07/23 04:25	03/11/23 14:29	1
13C-1,2,3,6,7,8-HxCDF	79		40 - 135				03/07/23 04:25	03/11/23 14:29	1
13C-1,2,3,7,8,9-HxCDF	78		40 - 135				03/07/23 04:25	03/11/23 14:29	1
13C-2,3,4,6,7,8-HxCDF	80		40 - 135				03/07/23 04:25	03/11/23 14:29	1
13C-1,2,3,4,7,8,9-HpCDF	81		40 - 135				03/07/23 04:25	03/11/23 14:29	1
13C-OCDF	79		40 - 135				03/07/23 04:25	03/11/23 14:29	1

Client Sample ID: MW-2.7-02282023

Lab Sample ID: 320-97328-3

Date Collected: 02/28/23 10:39

Matrix: Water

Date Received: 03/02/23 16:04

Method: SW846 8290 - Dioxins and Furans (HRGC/HRMS)

Analyte	Result	Qualifier	RL	EDL	Unit	D	Prepared	Analyzed	Dil Fac
2,3,7,8-TCDD	ND		9.4	0.093	pg/L		03/07/23 04:25	03/11/23 15:17	1
Total TCDD	ND		9.4	0.093	pg/L		03/07/23 04:25	03/11/23 15:17	1

Eurofins Sacramento

Client Sample Results

Client: Kennedy/Jenks Consultants
 Project/Site: Mendocino Railway Groundwater

Job ID: 320-97328-1

Client Sample ID: MW-2.7-02282023

Lab Sample ID: 320-97328-3

Date Collected: 02/28/23 10:39

Matrix: Water

Date Received: 03/02/23 16:04

Method: SW846 8290 - Dioxins and Furans (HRGC/HRMS) (Continued)

Analyte	Result	Qualifier	RL	EDL	Unit	D	Prepared	Analyzed	Dil Fac
1,2,3,7,8-PeCDD	ND		47	0.072	pg/L		03/07/23 04:25	03/11/23 15:17	1
Total PeCDD	ND		47	0.072	pg/L		03/07/23 04:25	03/11/23 15:17	1
1,2,3,4,7,8-HxCDD	1.4	J B	47	0.041	pg/L		03/07/23 04:25	03/11/23 15:17	1
1,2,3,6,7,8-HxCDD	ND		47	0.043	pg/L		03/07/23 04:25	03/11/23 15:17	1
1,2,3,7,8,9-HxCDD	ND		47	0.039	pg/L		03/07/23 04:25	03/11/23 15:17	1
Total HxCDD	3.1	J q B	47	0.041	pg/L		03/07/23 04:25	03/11/23 15:17	1
1,2,3,4,6,7,8-HpCDD	8.4	J B	47	0.11	pg/L		03/07/23 04:25	03/11/23 15:17	1
Total HpCDD	18	J B	47	0.11	pg/L		03/07/23 04:25	03/11/23 15:17	1
OCDD	110	B	94	0.23	pg/L		03/07/23 04:25	03/11/23 15:17	1
2,3,7,8-TCDF	ND		9.4	0.0064	pg/L		03/07/23 04:25	03/11/23 15:17	1
Total TCDF	ND		9.4	0.0064	pg/L		03/07/23 04:25	03/11/23 15:17	1
1,2,3,7,8-PeCDF	ND		47	0.015	pg/L		03/07/23 04:25	03/11/23 15:17	1
2,3,4,7,8-PeCDF	ND		47	0.018	pg/L		03/07/23 04:25	03/11/23 15:17	1
Total PeCDF	ND		47	0.018	pg/L		03/07/23 04:25	03/11/23 15:17	1
1,2,3,4,7,8-HxCDF	ND		47	0.025	pg/L		03/07/23 04:25	03/11/23 15:17	1
1,2,3,6,7,8-HxCDF	ND		47	0.024	pg/L		03/07/23 04:25	03/11/23 15:17	1
2,3,4,6,7,8-HxCDF	ND		47	0.023	pg/L		03/07/23 04:25	03/11/23 15:17	1
1,2,3,7,8,9-HxCDF	ND		47	0.024	pg/L		03/07/23 04:25	03/11/23 15:17	1
Total HxCDF	ND		47	0.40	pg/L		03/07/23 04:25	03/11/23 15:17	1
1,2,3,4,6,7,8-HpCDF	3.0	J B	47	0.083	pg/L		03/07/23 04:25	03/11/23 15:17	1
1,2,3,4,7,8,9-HpCDF	0.27	J B	47	0.092	pg/L		03/07/23 04:25	03/11/23 15:17	1
Total HpCDF	7.3	J B	47	0.087	pg/L		03/07/23 04:25	03/11/23 15:17	1
OCDF	5.1	J q B	94	0.10	pg/L		03/07/23 04:25	03/11/23 15:17	1

Isotope Dilution	%Recovery	Qualifier	Limits	Prepared	Analyzed	Dil Fac
13C-2,3,7,8-TCDD	86		40 - 135	03/07/23 04:25	03/11/23 15:17	1
13C-1,2,3,7,8-PeCDD	97		40 - 135	03/07/23 04:25	03/11/23 15:17	1
13C-1,2,3,6,7,8-HxCDD	86		40 - 135	03/07/23 04:25	03/11/23 15:17	1
13C-1,2,3,4,6,7,8-HpCDD	93		40 - 135	03/07/23 04:25	03/11/23 15:17	1
13C-OCDD	83		40 - 135	03/07/23 04:25	03/11/23 15:17	1
13C-2,3,4,7,8-PeCDF	82		40 - 135	03/07/23 04:25	03/11/23 15:17	1
13C-2,3,7,8-TCDF	73		40 - 135	03/07/23 04:25	03/11/23 15:17	1
13C-1,2,3,4,7,8-HxCDD	88		40 - 135	03/07/23 04:25	03/11/23 15:17	1
13C-1,2,3,7,8-PeCDF	85		40 - 135	03/07/23 04:25	03/11/23 15:17	1
13C-1,2,3,4,7,8-HxCDF	79		40 - 135	03/07/23 04:25	03/11/23 15:17	1
13C-1,2,3,4,6,7,8-HpCDF	76		40 - 135	03/07/23 04:25	03/11/23 15:17	1
13C-1,2,3,6,7,8-HxCDF	77		40 - 135	03/07/23 04:25	03/11/23 15:17	1
13C-1,2,3,7,8,9-HxCDF	78		40 - 135	03/07/23 04:25	03/11/23 15:17	1
13C-2,3,4,6,7,8-HxCDF	80		40 - 135	03/07/23 04:25	03/11/23 15:17	1
13C-1,2,3,4,7,8,9-HpCDF	81		40 - 135	03/07/23 04:25	03/11/23 15:17	1
13C-OCDF	75		40 - 135	03/07/23 04:25	03/11/23 15:17	1

Client Sample ID: MW-3.2-02282023

Lab Sample ID: 320-97328-4

Date Collected: 02/28/23 14:02

Matrix: Water

Date Received: 03/02/23 16:04

Method: SW846 8260D - Volatile Organic Compounds by GC/MS

Analyte	Result	Qualifier	RL	MDL	Unit	D	Prepared	Analyzed	Dil Fac
Vinyl chloride	0.072	J	0.10	0.040	ug/L			03/10/23 14:59	1
1,1-Dichloroethene	ND		0.20	0.035	ug/L			03/10/23 14:59	1
1,1-Dichloroethane	0.37		0.20	0.025	ug/L			03/10/23 14:59	1

Eurofins Sacramento

Client Sample Results

Client: Kennedy/Jenks Consultants
 Project/Site: Mendocino Railway Groundwater

Job ID: 320-97328-1

Client Sample ID: MW-3.2-02282023

Lab Sample ID: 320-97328-4

Date Collected: 02/28/23 14:02

Matrix: Water

Date Received: 03/02/23 16:04

Method: SW846 8260D - Volatile Organic Compounds by GC/MS (Continued)

Analyte	Result	Qualifier	RL	MDL	Unit	D	Prepared	Analyzed	Dil Fac
Benzene	0.044	J	0.20	0.030	ug/L			03/10/23 14:59	1
Trichloroethene	0.59		0.20	0.066	ug/L			03/10/23 14:59	1
Tetrachloroethene	0.48	J	0.50	0.084	ug/L			03/10/23 14:59	1
Surrogate	%Recovery	Qualifier	Limits				Prepared	Analyzed	Dil Fac
Toluene-d8 (Surr)	98		80 - 120					03/10/23 14:59	1
Dibromofluoromethane (Surr)	101		80 - 120					03/10/23 14:59	1
4-Bromofluorobenzene (Surr)	102		80 - 120					03/10/23 14:59	1
1,2-Dichloroethane-d4 (Surr)	101		80 - 120					03/10/23 14:59	1

Method: EPA 8015C - Diesel Range Organics (DRO) (GC) - Silica Gel Cleanup

Analyte	Result	Qualifier	RL	MDL	Unit	D	Prepared	Analyzed	Dil Fac
Diesel Range Organics [C10-C28]	190	B	47	15	ug/L		03/06/23 10:41	03/14/23 17:36	1
Surrogate	%Recovery	Qualifier	Limits				Prepared	Analyzed	Dil Fac
o-Terphenyl (Surr)	73		56 - 145				03/06/23 10:41	03/14/23 17:36	1

Client Sample ID: DUP-1-02282023

Lab Sample ID: 320-97328-5

Date Collected: 02/28/23 14:13

Matrix: Water

Date Received: 03/02/23 16:04

Method: SW846 8260D - Volatile Organic Compounds by GC/MS

Analyte	Result	Qualifier	RL	MDL	Unit	D	Prepared	Analyzed	Dil Fac
Vinyl chloride	0.091	J	0.10	0.040	ug/L			03/10/23 15:21	1
1,1-Dichloroethene	0.11	J	0.20	0.035	ug/L			03/10/23 15:21	1
1,1-Dichloroethane	0.37		0.20	0.025	ug/L			03/10/23 15:21	1
Benzene	0.044	J	0.20	0.030	ug/L			03/10/23 15:21	1
Trichloroethene	0.62		0.20	0.066	ug/L			03/10/23 15:21	1
Tetrachloroethene	0.49	J	0.50	0.084	ug/L			03/10/23 15:21	1
Surrogate	%Recovery	Qualifier	Limits				Prepared	Analyzed	Dil Fac
Toluene-d8 (Surr)	99		80 - 120					03/10/23 15:21	1
Dibromofluoromethane (Surr)	102		80 - 120					03/10/23 15:21	1
4-Bromofluorobenzene (Surr)	101		80 - 120					03/10/23 15:21	1
1,2-Dichloroethane-d4 (Surr)	100		80 - 120					03/10/23 15:21	1

Method: EPA 8015C - Diesel Range Organics (DRO) (GC) - Silica Gel Cleanup

Analyte	Result	Qualifier	RL	MDL	Unit	D	Prepared	Analyzed	Dil Fac
Diesel Range Organics [C10-C28]	200	B	47	15	ug/L		03/06/23 10:41	03/14/23 18:05	1
Surrogate	%Recovery	Qualifier	Limits				Prepared	Analyzed	Dil Fac
o-Terphenyl (Surr)	78		56 - 145				03/06/23 10:41	03/14/23 18:05	1

Client Sample ID: MW-3.3-03012023

Lab Sample ID: 320-97328-6

Date Collected: 03/01/23 10:24

Matrix: Water

Date Received: 03/02/23 16:04

Method: SW846 8260D - Volatile Organic Compounds by GC/MS

Analyte	Result	Qualifier	RL	MDL	Unit	D	Prepared	Analyzed	Dil Fac
Vinyl chloride	ND		0.10	0.040	ug/L			03/10/23 19:41	1
1,1-Dichloroethene	0.25		0.20	0.035	ug/L			03/10/23 19:41	1
1,1-Dichloroethane	0.94		0.20	0.025	ug/L			03/10/23 19:41	1

Eurofins Sacramento

Client Sample Results

Client: Kennedy/Jenks Consultants
Project/Site: Mendocino Railway Groundwater

Job ID: 320-97328-1

Client Sample ID: MW-3.3-03012023

Lab Sample ID: 320-97328-6

Date Collected: 03/01/23 10:24

Matrix: Water

Date Received: 03/02/23 16:04

Method: SW846 8260D - Volatile Organic Compounds by GC/MS (Continued)

Analyte	Result	Qualifier	RL	MDL	Unit	D	Prepared	Analyzed	Dil Fac
Trichloroethene	0.57		0.20	0.066	ug/L			03/10/23 19:41	1
Tetrachloroethene	2.0		0.50	0.084	ug/L			03/10/23 19:41	1
Surrogate	%Recovery	Qualifier	Limits				Prepared	Analyzed	Dil Fac
Toluene-d8 (Surr)	99		80 - 120					03/10/23 19:41	1
Dibromofluoromethane (Surr)	101		80 - 120					03/10/23 19:41	1
4-Bromofluorobenzene (Surr)	99		80 - 120					03/10/23 19:41	1
1,2-Dichloroethane-d4 (Surr)	101		80 - 120					03/10/23 19:41	1

Client Sample ID: MW-3.13-03012023

Lab Sample ID: 320-97328-7

Date Collected: 03/01/23 08:39

Matrix: Water

Date Received: 03/02/23 16:04

Method: SW846 8260D - Volatile Organic Compounds by GC/MS

Analyte	Result	Qualifier	RL	MDL	Unit	D	Prepared	Analyzed	Dil Fac
Vinyl chloride	ND		0.10	0.040	ug/L			03/09/23 19:11	1
1,1-Dichloroethene	ND		0.20	0.035	ug/L			03/09/23 19:11	1
1,1-Dichloroethane	ND		0.20	0.025	ug/L			03/09/23 19:11	1
Benzene	ND		0.20	0.030	ug/L			03/09/23 19:11	1
Trichloroethene	0.83		0.20	0.066	ug/L			03/09/23 19:11	1
Tetrachloroethene	6.6		0.50	0.084	ug/L			03/09/23 19:11	1
Surrogate	%Recovery	Qualifier	Limits				Prepared	Analyzed	Dil Fac
Toluene-d8 (Surr)	101		80 - 120					03/09/23 19:11	1
Dibromofluoromethane (Surr)	99		80 - 120					03/09/23 19:11	1
4-Bromofluorobenzene (Surr)	102		80 - 120					03/09/23 19:11	1
1,2-Dichloroethane-d4 (Surr)	100		80 - 120					03/09/23 19:11	1

Method: EPA 8015C - Diesel Range Organics (DRO) (GC) - Silica Gel Cleanup

Analyte	Result	Qualifier	RL	MDL	Unit	D	Prepared	Analyzed	Dil Fac
Diesel Range Organics [C10-C28]	95		47	15	ug/L		03/07/23 09:09	03/16/23 13:50	1
Surrogate	%Recovery	Qualifier	Limits				Prepared	Analyzed	Dil Fac
o-Terphenyl (Surr)	70		56 - 145				03/07/23 09:09	03/16/23 13:50	1

Client Sample ID: MW-3.16R-03012023

Lab Sample ID: 320-97328-8

Date Collected: 03/01/23 07:56

Matrix: Water

Date Received: 03/02/23 16:04

Method: SW846 8260D - Volatile Organic Compounds by GC/MS

Analyte	Result	Qualifier	RL	MDL	Unit	D	Prepared	Analyzed	Dil Fac
Vinyl chloride	ND		0.10	0.040	ug/L			03/09/23 19:33	1
1,1-Dichloroethene	ND		0.20	0.035	ug/L			03/09/23 19:33	1
1,1-Dichloroethane	ND		0.20	0.025	ug/L			03/09/23 19:33	1
Trichloroethene	0.12	J	0.20	0.066	ug/L			03/09/23 19:33	1
Tetrachloroethene	0.22	J	0.50	0.084	ug/L			03/09/23 19:33	1
Surrogate	%Recovery	Qualifier	Limits				Prepared	Analyzed	Dil Fac
Toluene-d8 (Surr)	102		80 - 120					03/09/23 19:33	1
Dibromofluoromethane (Surr)	102		80 - 120					03/09/23 19:33	1
4-Bromofluorobenzene (Surr)	101		80 - 120					03/09/23 19:33	1
1,2-Dichloroethane-d4 (Surr)	100		80 - 120					03/09/23 19:33	1

Eurofins Sacramento

Client Sample Results

Client: Kennedy/Jenks Consultants
 Project/Site: Mendocino Railway Groundwater

Job ID: 320-97328-1

Client Sample ID: MW-3.18-03012023

Lab Sample ID: 320-97328-9

Date Collected: 03/01/23 09:23

Matrix: Water

Date Received: 03/02/23 16:04

Method: SW846 8260D - Volatile Organic Compounds by GC/MS

Analyte	Result	Qualifier	RL	MDL	Unit	D	Prepared	Analyzed	Dil Fac
Vinyl chloride	0.049	J	0.10	0.040	ug/L			03/10/23 21:15	1
1,1-Dichloroethene	0.066	J	0.20	0.035	ug/L			03/10/23 21:15	1
1,1-Dichloroethane	1.0		0.20	0.025	ug/L			03/10/23 21:15	1
Trichloroethene	1.1		0.20	0.066	ug/L			03/10/23 21:15	1
Tetrachloroethene	2.9		0.50	0.084	ug/L			03/10/23 21:15	1

Surrogate	%Recovery	Qualifier	Limits	Prepared	Analyzed	Dil Fac
Toluene-d8 (Surr)	100		80 - 120		03/10/23 21:15	1
Dibromofluoromethane (Surr)	102		80 - 120		03/10/23 21:15	1
4-Bromofluorobenzene (Surr)	103		80 - 120		03/10/23 21:15	1
1,2-Dichloroethane-d4 (Surr)	108		80 - 120		03/10/23 21:15	1

Client Sample ID: TB-1-02282023

Lab Sample ID: 320-97328-10

Date Collected: 02/28/23 13:30

Matrix: Water

Date Received: 03/02/23 16:04

Method: SW846 8260D - Volatile Organic Compounds by GC/MS

Analyte	Result	Qualifier	RL	MDL	Unit	D	Prepared	Analyzed	Dil Fac
Vinyl chloride	ND		0.10	0.040	ug/L			03/10/23 14:16	1
1,1-Dichloroethene	ND		0.20	0.035	ug/L			03/10/23 14:16	1
1,1-Dichloroethane	ND		0.20	0.025	ug/L			03/10/23 14:16	1
Benzene	ND		0.20	0.030	ug/L			03/10/23 14:16	1
Trichloroethene	ND		0.20	0.066	ug/L			03/10/23 14:16	1
Tetrachloroethene	ND		0.50	0.084	ug/L			03/10/23 14:16	1

Surrogate	%Recovery	Qualifier	Limits	Prepared	Analyzed	Dil Fac
Toluene-d8 (Surr)	99		80 - 120		03/10/23 14:16	1
Dibromofluoromethane (Surr)	100		80 - 120		03/10/23 14:16	1
4-Bromofluorobenzene (Surr)	101		80 - 120		03/10/23 14:16	1
1,2-Dichloroethane-d4 (Surr)	99		80 - 120		03/10/23 14:16	1

Client Sample ID: EB-2-02282023

Lab Sample ID: 320-97328-11

Date Collected: 02/28/23 16:30

Matrix: Water

Date Received: 03/02/23 16:04

Method: SW846 8260B - Volatile Organic Compounds (GC/MS)

Analyte	Result	Qualifier	RL	MDL	Unit	D	Prepared	Analyzed	Dil Fac
Gasoline Range Organics (C4-C12)	ND		50	15	ug/L			03/13/23 15:01	1

Surrogate	%Recovery	Qualifier	Limits	Prepared	Analyzed	Dil Fac
4-Bromofluorobenzene (Surr)	102		69 - 129		03/13/23 15:01	1

Method: SW846 8260D - Volatile Organic Compounds by GC/MS

Analyte	Result	Qualifier	RL	MDL	Unit	D	Prepared	Analyzed	Dil Fac
Vinyl chloride	ND		0.10	0.040	ug/L			03/10/23 14:38	1
1,1-Dichloroethene	ND		0.20	0.035	ug/L			03/10/23 14:38	1
1,1-Dichloroethane	ND		0.20	0.025	ug/L			03/10/23 14:38	1
Trichloroethene	ND		0.20	0.066	ug/L			03/10/23 14:38	1
Tetrachloroethene	ND		0.50	0.084	ug/L			03/10/23 14:38	1

Surrogate	%Recovery	Qualifier	Limits	Prepared	Analyzed	Dil Fac
Toluene-d8 (Surr)	98		80 - 120		03/10/23 14:38	1

Eurofins Sacramento

Client Sample Results

Client: Kennedy/Jenks Consultants
 Project/Site: Mendocino Railway Groundwater

Job ID: 320-97328-1

Client Sample ID: EB-2-02282023

Lab Sample ID: 320-97328-11

Date Collected: 02/28/23 16:30

Matrix: Water

Date Received: 03/02/23 16:04

Method: SW846 8260D - Volatile Organic Compounds by GC/MS (Continued)

Surrogate	%Recovery	Qualifier	Limits	Prepared	Analyzed	Dil Fac
Dibromofluoromethane (Surr)	100		80 - 120		03/10/23 14:38	1
4-Bromofluorobenzene (Surr)	99		80 - 120		03/10/23 14:38	1
1,2-Dichloroethane-d4 (Surr)	99		80 - 120		03/10/23 14:38	1

Method: EPA 8015C - Diesel Range Organics (DRO) (GC) - Silica Gel Cleanup

Analyte	Result	Qualifier	RL	MDL	Unit	D	Prepared	Analyzed	Dil Fac
Diesel Range Organics [C10-C28]	18	J B	47	15	ug/L		03/06/23 10:41	03/14/23 18:33	1

Surrogate	%Recovery	Qualifier	Limits	Prepared	Analyzed	Dil Fac
o-Terphenyl (Surr)	78		56 - 145	03/06/23 10:41	03/14/23 18:33	1

Method: SW846 6020 - Metals (ICP/MS) - Dissolved

Analyte	Result	Qualifier	RL	MDL	Unit	D	Prepared	Analyzed	Dil Fac
Arsenic	ND		0.0020	0.0010	mg/L		03/09/23 05:45	03/14/23 10:37	1
Barium	ND		0.0010	0.00050	mg/L		03/09/23 05:45	03/14/23 10:37	1

Client Sample ID: MW-3.12R-02282023

Lab Sample ID: 320-97328-12

Date Collected: 02/28/23 12:23

Matrix: Water

Date Received: 03/02/23 16:04

Method: SW846 8270E SIM - Semivolatile Organic Compounds (GC/MS SIM)

Analyte	Result	Qualifier	RL	MDL	Unit	D	Prepared	Analyzed	Dil Fac
Pentachlorophenol	0.82	J	1.0	0.44	ug/L		03/06/23 10:42	03/12/23 12:28	1

Surrogate	%Recovery	Qualifier	Limits	Prepared	Analyzed	Dil Fac
2,4,6-Tribromophenol	82		29 - 144	03/06/23 10:42	03/12/23 12:28	1

Method: SW846 8290 - Dioxins and Furans (HRGC/HRMS)

Analyte	Result	Qualifier	RL	EDL	Unit	D	Prepared	Analyzed	Dil Fac
2,3,7,8-TCDD	ND		9.4	0.13	pg/L		03/07/23 04:25	03/10/23 23:44	1
Total TCDD	ND		9.4	0.18	pg/L		03/07/23 04:25	03/10/23 23:44	1
1,2,3,7,8-PeCDD	ND		47	0.069	pg/L		03/07/23 04:25	03/10/23 23:44	1
Total PeCDD	ND		47	0.069	pg/L		03/07/23 04:25	03/10/23 23:44	1
1,2,3,4,7,8-HxCDD	1.9	J B q	47	0.058	pg/L		03/07/23 04:25	03/10/23 23:44	1
1,2,3,6,7,8-HxCDD	ND		47	0.059	pg/L		03/07/23 04:25	03/10/23 23:44	1
1,2,3,7,8,9-HxCDD	0.64	J B	47	0.053	pg/L		03/07/23 04:25	03/10/23 23:44	1
Total HxCDD	2.5	J B q	47	0.057	pg/L		03/07/23 04:25	03/10/23 23:44	1
1,2,3,4,6,7,8-HpCDD	5.7	J B	47	0.14	pg/L		03/07/23 04:25	03/10/23 23:44	1
Total HpCDD	7.6	J B	47	0.14	pg/L		03/07/23 04:25	03/10/23 23:44	1
OCDD	15	J B	94	0.062	pg/L		03/07/23 04:25	03/10/23 23:44	1
2,3,7,8-TCDF	ND		9.4	0.011	pg/L		03/07/23 04:25	03/10/23 23:44	1
Total TCDF	ND		9.4	0.011	pg/L		03/07/23 04:25	03/10/23 23:44	1
1,2,3,7,8-PeCDF	ND		47	0.026	pg/L		03/07/23 04:25	03/10/23 23:44	1
2,3,4,7,8-PeCDF	ND		47	0.029	pg/L		03/07/23 04:25	03/10/23 23:44	1
Total PeCDF	ND		47	0.029	pg/L		03/07/23 04:25	03/10/23 23:44	1
1,2,3,4,7,8-HxCDF	ND		47	0.060	pg/L		03/07/23 04:25	03/10/23 23:44	1
1,2,3,6,7,8-HxCDF	ND		47	0.061	pg/L		03/07/23 04:25	03/10/23 23:44	1
2,3,4,6,7,8-HxCDF	0.58	J q	47	0.056	pg/L		03/07/23 04:25	03/10/23 23:44	1
1,2,3,7,8,9-HxCDF	0.71	J	47	0.060	pg/L		03/07/23 04:25	03/10/23 23:44	1
Total HxCDF	1.3	J q	47	0.059	pg/L		03/07/23 04:25	03/10/23 23:44	1
1,2,3,4,6,7,8-HpCDF	1.6	J B	47	0.077	pg/L		03/07/23 04:25	03/10/23 23:44	1

Eurofins Sacramento

Client Sample Results

Client: Kennedy/Jenks Consultants
 Project/Site: Mendocino Railway Groundwater

Job ID: 320-97328-1

Client Sample ID: MW-3.12R-02282023

Lab Sample ID: 320-97328-12

Date Collected: 02/28/23 12:23

Matrix: Water

Date Received: 03/02/23 16:04

Method: SW846 8290 - Dioxins and Furans (HRGC/HRMS) (Continued)

Analyte	Result	Qualifier	RL	EDL	Unit	D	Prepared	Analyzed	Dil Fac
1,2,3,4,7,8,9-HpCDF	0.60	J B q	47	0.086	pg/L		03/07/23 04:25	03/10/23 23:44	1
Total HpCDF	3.4	J B q	47	0.082	pg/L		03/07/23 04:25	03/10/23 23:44	1
OCDF	4.7	J B	94	0.095	pg/L		03/07/23 04:25	03/10/23 23:44	1
Isotope Dilution	%Recovery	Qualifier	Limits				Prepared	Analyzed	Dil Fac
13C-2,3,7,8-TCDD	88		40 - 135				03/07/23 04:25	03/10/23 23:44	1
13C-1,2,3,7,8-PeCDD	101		40 - 135				03/07/23 04:25	03/10/23 23:44	1
13C-1,2,3,6,7,8-HxCDD	92		40 - 135				03/07/23 04:25	03/10/23 23:44	1
13C-1,2,3,4,6,7,8-HpCDD	96		40 - 135				03/07/23 04:25	03/10/23 23:44	1
13C-OCDD	86		40 - 135				03/07/23 04:25	03/10/23 23:44	1
13C-2,3,4,7,8-PeCDF	86		40 - 135				03/07/23 04:25	03/10/23 23:44	1
13C-2,3,7,8-TCDF	76		40 - 135				03/07/23 04:25	03/10/23 23:44	1
13C-1,2,3,4,7,8-HxCDD	91		40 - 135				03/07/23 04:25	03/10/23 23:44	1
13C-1,2,3,7,8-PeCDF	87		40 - 135				03/07/23 04:25	03/10/23 23:44	1
13C-1,2,3,4,7,8-HxCDF	82		40 - 135				03/07/23 04:25	03/10/23 23:44	1
13C-1,2,3,4,6,7,8-HpCDF	78		40 - 135				03/07/23 04:25	03/10/23 23:44	1
13C-1,2,3,6,7,8-HxCDF	81		40 - 135				03/07/23 04:25	03/10/23 23:44	1
13C-1,2,3,7,8,9-HxCDF	81		40 - 135				03/07/23 04:25	03/10/23 23:44	1
13C-2,3,4,6,7,8-HxCDF	81		40 - 135				03/07/23 04:25	03/10/23 23:44	1
13C-1,2,3,4,7,8,9-HpCDF	82		40 - 135				03/07/23 04:25	03/10/23 23:44	1
13C-OCDF	75		40 - 135				03/07/23 04:25	03/10/23 23:44	1

Client Sample ID: DUP-2-02282023

Lab Sample ID: 320-97328-13

Date Collected: 02/28/23 13:00

Matrix: Water

Date Received: 03/02/23 16:04

Method: SW846 8270E SIM - Semivolatile Organic Compounds (GC/MS SIM)

Analyte	Result	Qualifier	RL	MDL	Unit	D	Prepared	Analyzed	Dil Fac
Pentachlorophenol	0.81	J	1.0	0.44	ug/L		03/06/23 10:42	03/12/23 13:40	1
Surrogate	%Recovery	Qualifier	Limits				Prepared	Analyzed	Dil Fac
2,4,6-Tribromophenol	76		29 - 144				03/06/23 10:42	03/12/23 13:40	1

Method: SW846 8290 - Dioxins and Furans (HRGC/HRMS)

Analyte	Result	Qualifier	RL	EDL	Unit	D	Prepared	Analyzed	Dil Fac
2,3,7,8-TCDD	ND		9.4	0.13	pg/L		03/07/23 04:25	03/11/23 16:05	1
Total TCDD	ND		9.4	0.18	pg/L		03/07/23 04:25	03/11/23 16:05	1
1,2,3,7,8-PeCDD	ND		47	0.035	pg/L		03/07/23 04:25	03/11/23 16:05	1
Total PeCDD	ND		47	0.035	pg/L		03/07/23 04:25	03/11/23 16:05	1
1,2,3,4,7,8-HxCDD	1.2	J q B	47	0.030	pg/L		03/07/23 04:25	03/11/23 16:05	1
1,2,3,6,7,8-HxCDD	ND		47	0.030	pg/L		03/07/23 04:25	03/11/23 16:05	1
1,2,3,7,8,9-HxCDD	ND		47	0.027	pg/L		03/07/23 04:25	03/11/23 16:05	1
Total HxCDD	1.2	J q B	47	0.029	pg/L		03/07/23 04:25	03/11/23 16:05	1
1,2,3,4,6,7,8-HpCDD	4.9	J B	47	0.078	pg/L		03/07/23 04:25	03/11/23 16:05	1
Total HpCDD	6.9	J q B	47	0.078	pg/L		03/07/23 04:25	03/11/23 16:05	1
OCDD	10	J B	94	0.11	pg/L		03/07/23 04:25	03/11/23 16:05	1
2,3,7,8-TCDF	ND		9.4	0.0083	pg/L		03/07/23 04:25	03/11/23 16:05	1
Total TCDF	ND		9.4	0.0083	pg/L		03/07/23 04:25	03/11/23 16:05	1
1,2,3,7,8-PeCDF	ND		47	0.011	pg/L		03/07/23 04:25	03/11/23 16:05	1
2,3,4,7,8-PeCDF	ND		47	0.012	pg/L		03/07/23 04:25	03/11/23 16:05	1
Total PeCDF	ND		47	0.012	pg/L		03/07/23 04:25	03/11/23 16:05	1

Eurofins Sacramento

Client Sample Results

Client: Kennedy/Jenks Consultants
 Project/Site: Mendocino Railway Groundwater

Job ID: 320-97328-1

Client Sample ID: DUP-2-02282023

Lab Sample ID: 320-97328-13

Date Collected: 02/28/23 13:00

Matrix: Water

Date Received: 03/02/23 16:04

Method: SW846 8290 - Dioxins and Furans (HRGC/HRMS) (Continued)

Analyte	Result	Qualifier	RL	EDL	Unit	D	Prepared	Analyzed	Dil Fac
1,2,3,4,7,8-HxCDF	ND		47	0.016	pg/L		03/07/23 04:25	03/11/23 16:05	1
1,2,3,6,7,8-HxCDF	ND		47	0.016	pg/L		03/07/23 04:25	03/11/23 16:05	1
2,3,4,6,7,8-HxCDF	ND		47	0.015	pg/L		03/07/23 04:25	03/11/23 16:05	1
1,2,3,7,8,9-HxCDF	ND		47	0.016	pg/L		03/07/23 04:25	03/11/23 16:05	1
Total HxCDF	ND		47	0.13	pg/L		03/07/23 04:25	03/11/23 16:05	1
1,2,3,4,6,7,8-HpCDF	0.62	J q B	47	0.033	pg/L		03/07/23 04:25	03/11/23 16:05	1
1,2,3,4,7,8,9-HpCDF	ND		47	0.035	pg/L		03/07/23 04:25	03/11/23 16:05	1
Total HpCDF	1.3	J q B	47	0.034	pg/L		03/07/23 04:25	03/11/23 16:05	1
OCDF	1.3	J q B	94	0.035	pg/L		03/07/23 04:25	03/11/23 16:05	1
Isotope Dilution	%Recovery	Qualifier	Limits				Prepared	Analyzed	Dil Fac
13C-2,3,7,8-TCDD	84		40 - 135				03/07/23 04:25	03/11/23 16:05	1
13C-1,2,3,7,8-PeCDD	97		40 - 135				03/07/23 04:25	03/11/23 16:05	1
13C-1,2,3,6,7,8-HxCDD	89		40 - 135				03/07/23 04:25	03/11/23 16:05	1
13C-1,2,3,4,6,7,8-HpCDD	95		40 - 135				03/07/23 04:25	03/11/23 16:05	1
13C-OCDD	84		40 - 135				03/07/23 04:25	03/11/23 16:05	1
13C-2,3,4,7,8-PeCDF	81		40 - 135				03/07/23 04:25	03/11/23 16:05	1
13C-2,3,7,8-TCDF	73		40 - 135				03/07/23 04:25	03/11/23 16:05	1
13C-1,2,3,4,7,8-HxCDD	86		40 - 135				03/07/23 04:25	03/11/23 16:05	1
13C-1,2,3,7,8-PeCDF	84		40 - 135				03/07/23 04:25	03/11/23 16:05	1
13C-1,2,3,4,7,8-HxCDF	78		40 - 135				03/07/23 04:25	03/11/23 16:05	1
13C-1,2,3,4,6,7,8-HpCDF	75		40 - 135				03/07/23 04:25	03/11/23 16:05	1
13C-1,2,3,6,7,8-HxCDF	77		40 - 135				03/07/23 04:25	03/11/23 16:05	1
13C-1,2,3,7,8,9-HxCDF	79		40 - 135				03/07/23 04:25	03/11/23 16:05	1
13C-2,3,4,6,7,8-HxCDF	81		40 - 135				03/07/23 04:25	03/11/23 16:05	1
13C-1,2,3,4,7,8,9-HpCDF	82		40 - 135				03/07/23 04:25	03/11/23 16:05	1
13C-OCDF	75		40 - 135				03/07/23 04:25	03/11/23 16:05	1

Client Sample ID: MW-3.9-02282023

Lab Sample ID: 320-97328-14

Date Collected: 02/28/23 11:24

Matrix: Water

Date Received: 03/02/23 16:04

Method: SW846 8270E SIM - Semivolatile Organic Compounds (GC/MS SIM)

Analyte	Result	Qualifier	RL	MDL	Unit	D	Prepared	Analyzed	Dil Fac
Pentachlorophenol	0.48	J	1.0	0.44	ug/L		03/06/23 10:42	03/12/23 14:04	1
Surrogate	%Recovery	Qualifier	Limits				Prepared	Analyzed	Dil Fac
2,4,6-Tribromophenol	81		29 - 144				03/06/23 10:42	03/12/23 14:04	1

Method: SW846 8290 - Dioxins and Furans (HRGC/HRMS)

Analyte	Result	Qualifier	RL	EDL	Unit	D	Prepared	Analyzed	Dil Fac
2,3,7,8-TCDD	ND		9.4	0.095	pg/L		03/07/23 04:25	03/11/23 16:53	1
Total TCDD	ND		9.4	0.21	pg/L		03/07/23 04:25	03/11/23 16:53	1
1,2,3,7,8-PeCDD	ND		47	0.050	pg/L		03/07/23 04:25	03/11/23 16:53	1
Total PeCDD	ND		47	0.050	pg/L		03/07/23 04:25	03/11/23 16:53	1
1,2,3,4,7,8-HxCDD	1.0	J q B	47	0.028	pg/L		03/07/23 04:25	03/11/23 16:53	1
1,2,3,6,7,8-HxCDD	ND		47	0.028	pg/L		03/07/23 04:25	03/11/23 16:53	1
1,2,3,7,8,9-HxCDD	ND		47	0.025	pg/L		03/07/23 04:25	03/11/23 16:53	1
Total HxCDD	1.3	J q B	47	0.027	pg/L		03/07/23 04:25	03/11/23 16:53	1
1,2,3,4,6,7,8-HpCDD	2.1	J B	47	0.039	pg/L		03/07/23 04:25	03/11/23 16:53	1
Total HpCDD	4.5	J B	47	0.039	pg/L		03/07/23 04:25	03/11/23 16:53	1

Eurofins Sacramento

Client Sample Results

Client: Kennedy/Jenks Consultants
 Project/Site: Mendocino Railway Groundwater

Job ID: 320-97328-1

Client Sample ID: MW-3.9-02282023

Lab Sample ID: 320-97328-14

Date Collected: 02/28/23 11:24

Matrix: Water

Date Received: 03/02/23 16:04

Method: SW846 8290 - Dioxins and Furans (HRGC/HRMS) (Continued)

Analyte	Result	Qualifier	RL	EDL	Unit	D	Prepared	Analyzed	Dil Fac
OCDD	16	J B	94	0.095	pg/L		03/07/23 04:25	03/11/23 16:53	1
2,3,7,8-TCDF	ND		9.4	0.0078	pg/L		03/07/23 04:25	03/11/23 16:53	1
Total TCDF	ND		9.4	0.0078	pg/L		03/07/23 04:25	03/11/23 16:53	1
1,2,3,7,8-PeCDF	ND		47	0.013	pg/L		03/07/23 04:25	03/11/23 16:53	1
2,3,4,7,8-PeCDF	ND		47	0.015	pg/L		03/07/23 04:25	03/11/23 16:53	1
Total PeCDF	ND		47	0.015	pg/L		03/07/23 04:25	03/11/23 16:53	1
1,2,3,4,7,8-HxCDF	ND		47	0.012	pg/L		03/07/23 04:25	03/11/23 16:53	1
1,2,3,6,7,8-HxCDF	ND		47	0.013	pg/L		03/07/23 04:25	03/11/23 16:53	1
2,3,4,6,7,8-HxCDF	ND		47	0.012	pg/L		03/07/23 04:25	03/11/23 16:53	1
1,2,3,7,8,9-HxCDF	0.39	J q	47	0.013	pg/L		03/07/23 04:25	03/11/23 16:53	1
Total HxCDF	0.39	J q	47	0.013	pg/L		03/07/23 04:25	03/11/23 16:53	1
1,2,3,4,6,7,8-HpCDF	1.8	J B	47	0.037	pg/L		03/07/23 04:25	03/11/23 16:53	1
1,2,3,4,7,8,9-HpCDF	0.16	J q B	47	0.040	pg/L		03/07/23 04:25	03/11/23 16:53	1
Total HpCDF	2.8	J q B	47	0.038	pg/L		03/07/23 04:25	03/11/23 16:53	1
OCDF	3.5	J B	94	0.038	pg/L		03/07/23 04:25	03/11/23 16:53	1
Isotope Dilution	%Recovery	Qualifier	Limits				Prepared	Analyzed	Dil Fac
13C-2,3,7,8-TCDD	88		40 - 135				03/07/23 04:25	03/11/23 16:53	1
13C-1,2,3,7,8-PeCDD	100		40 - 135				03/07/23 04:25	03/11/23 16:53	1
13C-1,2,3,6,7,8-HxCDD	87		40 - 135				03/07/23 04:25	03/11/23 16:53	1
13C-1,2,3,4,6,7,8-HpCDD	94		40 - 135				03/07/23 04:25	03/11/23 16:53	1
13C-OCDD	84		40 - 135				03/07/23 04:25	03/11/23 16:53	1
13C-2,3,4,7,8-PeCDF	82		40 - 135				03/07/23 04:25	03/11/23 16:53	1
13C-2,3,7,8-TCDF	74		40 - 135				03/07/23 04:25	03/11/23 16:53	1
13C-1,2,3,4,7,8-HxCDD	90		40 - 135				03/07/23 04:25	03/11/23 16:53	1
13C-1,2,3,7,8-PeCDF	86		40 - 135				03/07/23 04:25	03/11/23 16:53	1
13C-1,2,3,4,7,8-HxCDF	80		40 - 135				03/07/23 04:25	03/11/23 16:53	1
13C-1,2,3,4,6,7,8-HpCDF	75		40 - 135				03/07/23 04:25	03/11/23 16:53	1
13C-1,2,3,6,7,8-HxCDF	78		40 - 135				03/07/23 04:25	03/11/23 16:53	1
13C-1,2,3,7,8,9-HxCDF	77		40 - 135				03/07/23 04:25	03/11/23 16:53	1
13C-2,3,4,6,7,8-HxCDF	80		40 - 135				03/07/23 04:25	03/11/23 16:53	1
13C-1,2,3,4,7,8,9-HpCDF	82		40 - 135				03/07/23 04:25	03/11/23 16:53	1
13C-OCDF	76		40 - 135				03/07/23 04:25	03/11/23 16:53	1

Client Sample ID: EB-1-03012023

Lab Sample ID: 320-97328-17

Date Collected: 03/01/23 10:40

Matrix: Water

Date Received: 03/02/23 16:04

Method: SW846 8260D - Volatile Organic Compounds by GC/MS

Analyte	Result	Qualifier	RL	MDL	Unit	D	Prepared	Analyzed	Dil Fac
Vinyl chloride	ND		0.10	0.040	ug/L			03/09/23 23:10	1
1,1-Dichloroethene	ND		0.20	0.035	ug/L			03/09/23 23:10	1
1,1-Dichloroethane	ND		0.20	0.025	ug/L			03/09/23 23:10	1
Benzene	ND		0.20	0.030	ug/L			03/09/23 23:10	1
Trichloroethene	ND		0.20	0.066	ug/L			03/09/23 23:10	1
Tetrachloroethene	ND		0.50	0.084	ug/L			03/09/23 23:10	1
Surrogate	%Recovery	Qualifier	Limits				Prepared	Analyzed	Dil Fac
Toluene-d8 (Surr)	99		80 - 120					03/09/23 23:10	1
Dibromofluoromethane (Surr)	103		80 - 120					03/09/23 23:10	1
4-Bromofluorobenzene (Surr)	101		80 - 120					03/09/23 23:10	1

Eurofins Sacramento

Client Sample Results

Client: Kennedy/Jenks Consultants
 Project/Site: Mendocino Railway Groundwater

Job ID: 320-97328-1

Client Sample ID: EB-1-03012023

Lab Sample ID: 320-97328-17

Date Collected: 03/01/23 10:40

Matrix: Water

Date Received: 03/02/23 16:04

Method: SW846 8260D - Volatile Organic Compounds by GC/MS (Continued)

Surrogate	%Recovery	Qualifier	Limits	Prepared	Analyzed	Dil Fac
1,2-Dichloroethane-d4 (Surr)	100		80 - 120		03/09/23 23:10	1

Method: SW846 8270E SIM - Semivolatile Organic Compounds (GC/MS SIM)

Analyte	Result	Qualifier	RL	MDL	Unit	D	Prepared	Analyzed	Dil Fac
Pentachlorophenol	ND		1.0	0.44	ug/L		03/06/23 10:42	03/12/23 14:28	1

Surrogate	%Recovery	Qualifier	Limits	Prepared	Analyzed	Dil Fac
2,4,6-Tribromophenol	76		29 - 144	03/06/23 10:42	03/12/23 14:28	1

Method: EPA 8015C - Diesel Range Organics (DRO) (GC) - Silica Gel Cleanup

Analyte	Result	Qualifier	RL	MDL	Unit	D	Prepared	Analyzed	Dil Fac
Diesel Range Organics [C10-C28]	ND		47	15	ug/L		03/07/23 09:09	03/16/23 14:14	1

Surrogate	%Recovery	Qualifier	Limits	Prepared	Analyzed	Dil Fac
o-Terphenyl (Surr)	56		56 - 145	03/07/23 09:09	03/16/23 14:14	1

Method: SW846 8290 - Dioxins and Furans (HRGC/HRMS)

Analyte	Result	Qualifier	RL	EDL	Unit	D	Prepared	Analyzed	Dil Fac
2,3,7,8-TCDD	ND		9.4	0.11	pg/L		03/07/23 04:25	03/11/23 17:41	1
Total TCDD	ND		9.4	0.11	pg/L		03/07/23 04:25	03/11/23 17:41	1
1,2,3,7,8-PeCDD	ND		47	0.033	pg/L		03/07/23 04:25	03/11/23 17:41	1
Total PeCDD	ND		47	0.033	pg/L		03/07/23 04:25	03/11/23 17:41	1
1,2,3,4,7,8-HxCDD	1.4	J q B	47	0.030	pg/L		03/07/23 04:25	03/11/23 17:41	1
1,2,3,6,7,8-HxCDD	ND		47	0.029	pg/L		03/07/23 04:25	03/11/23 17:41	1
1,2,3,7,8,9-HxCDD	ND		47	0.027	pg/L		03/07/23 04:25	03/11/23 17:41	1
Total HxCDD	2.3	J q B	47	0.028	pg/L		03/07/23 04:25	03/11/23 17:41	1
1,2,3,4,6,7,8-HpCDD	0.43	J q B	47	0.026	pg/L		03/07/23 04:25	03/11/23 17:41	1
Total HpCDD	1.3	J q B	47	0.026	pg/L		03/07/23 04:25	03/11/23 17:41	1
OCDD	2.2	J q B	94	0.0063	pg/L		03/07/23 04:25	03/11/23 17:41	1
2,3,7,8-TCDF	ND		9.4	0.0081	pg/L		03/07/23 04:25	03/11/23 17:41	1
Total TCDF	ND		9.4	0.0081	pg/L		03/07/23 04:25	03/11/23 17:41	1
1,2,3,7,8-PeCDF	ND		47	0.014	pg/L		03/07/23 04:25	03/11/23 17:41	1
2,3,4,7,8-PeCDF	ND		47	0.017	pg/L		03/07/23 04:25	03/11/23 17:41	1
Total PeCDF	ND		47	0.017	pg/L		03/07/23 04:25	03/11/23 17:41	1
1,2,3,4,7,8-HxCDF	ND		47	0.011	pg/L		03/07/23 04:25	03/11/23 17:41	1
1,2,3,6,7,8-HxCDF	ND		47	0.010	pg/L		03/07/23 04:25	03/11/23 17:41	1
2,3,4,6,7,8-HxCDF	ND		47	0.0093	pg/L		03/07/23 04:25	03/11/23 17:41	1
1,2,3,7,8,9-HxCDF	ND		47	0.010	pg/L		03/07/23 04:25	03/11/23 17:41	1
Total HxCDF	ND		47	0.011	pg/L		03/07/23 04:25	03/11/23 17:41	1
1,2,3,4,6,7,8-HpCDF	0.20	J q B	47	0.033	pg/L		03/07/23 04:25	03/11/23 17:41	1
1,2,3,4,7,8,9-HpCDF	ND		47	0.034	pg/L		03/07/23 04:25	03/11/23 17:41	1
Total HpCDF	0.20	J q B	47	0.034	pg/L		03/07/23 04:25	03/11/23 17:41	1
OCDF	0.40	J q B	94	0.035	pg/L		03/07/23 04:25	03/11/23 17:41	1

Isotope Dilution	%Recovery	Qualifier	Limits	Prepared	Analyzed	Dil Fac
13C-2,3,7,8-TCDD	88		40 - 135	03/07/23 04:25	03/11/23 17:41	1
13C-1,2,3,7,8-PeCDD	100		40 - 135	03/07/23 04:25	03/11/23 17:41	1
13C-1,2,3,6,7,8-HxCDD	83		40 - 135	03/07/23 04:25	03/11/23 17:41	1
13C-1,2,3,4,6,7,8-HpCDD	94		40 - 135	03/07/23 04:25	03/11/23 17:41	1
13C-OCDD	82		40 - 135	03/07/23 04:25	03/11/23 17:41	1
13C-2,3,4,7,8-PeCDF	79		40 - 135	03/07/23 04:25	03/11/23 17:41	1

Eurofins Sacramento

Client Sample Results

Client: Kennedy/Jenks Consultants
 Project/Site: Mendocino Railway Groundwater

Job ID: 320-97328-1

Client Sample ID: EB-1-03012023

Lab Sample ID: 320-97328-17

Date Collected: 03/01/23 10:40

Matrix: Water

Date Received: 03/02/23 16:04

Method: SW846 8290 - Dioxins and Furans (HRGC/HRMS) (Continued)

<i>Isotope Dilution</i>	<i>%Recovery</i>	<i>Qualifier</i>	<i>Limits</i>	<i>Prepared</i>	<i>Analyzed</i>	<i>Dil Fac</i>
13C-2,3,7,8-TCDF	74		40 - 135	03/07/23 04:25	03/11/23 17:41	1
13C-1,2,3,4,7,8-HxCDD	81		40 - 135	03/07/23 04:25	03/11/23 17:41	1
13C-1,2,3,7,8-PeCDF	85		40 - 135	03/07/23 04:25	03/11/23 17:41	1
13C-1,2,3,4,7,8-HxCDF	73		40 - 135	03/07/23 04:25	03/11/23 17:41	1
13C-1,2,3,4,6,7,8-HpCDF	72		40 - 135	03/07/23 04:25	03/11/23 17:41	1
13C-1,2,3,6,7,8-HxCDF	73		40 - 135	03/07/23 04:25	03/11/23 17:41	1
13C-1,2,3,7,8,9-HxCDF	76		40 - 135	03/07/23 04:25	03/11/23 17:41	1
13C-2,3,4,6,7,8-HxCDF	79		40 - 135	03/07/23 04:25	03/11/23 17:41	1
13C-1,2,3,4,7,8,9-HpCDF	81		40 - 135	03/07/23 04:25	03/11/23 17:41	1
13C-OCDF	74		40 - 135	03/07/23 04:25	03/11/23 17:41	1



Toxicity Summary

Client: Kennedy/Jenks Consultants
 Project/Site: Mendocino Railway Groundwater

Job ID: 320-97328-1

Client Sample ID: MW-2.2-02282023

Lab Sample ID: 320-97328-1

Analyte	Result	Qualifier	RL	EDL	Unit	WHO 2005		Method
						TEF	TEQ	
						ND = 0		
2,3,7,8-TCDD	ND		9.4	0.15	pg/L	1	0.00	8290
1,2,3,7,8-PeCDD	ND		47	0.046	pg/L	1	0.00	8290
1,2,3,4,7,8-HxCDD	1.6	J q B	47	0.030	pg/L	0.1	0.16	8290
1,2,3,6,7,8-HxCDD	0.42	J q B	47	0.030	pg/L	0.1	0.042	8290
1,2,3,7,8,9-HxCDD	0.37	J q B	47	0.027	pg/L	0.1	0.037	8290
1,2,3,4,6,7,8-HpCDD	6.9	J B	47	0.096	pg/L	0.01	0.069	8290
OCDD	100	B	94	0.18	pg/L	0.0003	0.030	8290
2,3,7,8-TCDF	ND		9.4	0.0054	pg/L	0.1	0.00	8290
1,2,3,7,8-PeCDF	ND		47	0.0091	pg/L	0.03	0.00	8290
2,3,4,7,8-PeCDF	ND		47	0.010	pg/L	0.3	0.00	8290
1,2,3,4,7,8-HxCDF	ND		47	0.025	pg/L	0.1	0.00	8290
1,2,3,6,7,8-HxCDF	ND		47	0.025	pg/L	0.1	0.00	8290
2,3,4,6,7,8-HxCDF	ND		47	0.023	pg/L	0.1	0.00	8290
1,2,3,7,8,9-HxCDF	ND		47	0.024	pg/L	0.1	0.00	8290
1,2,3,4,6,7,8-HpCDF	2.0	J B	47	0.067	pg/L	0.01	0.020	8290
1,2,3,4,7,8,9-HpCDF	ND		47	0.070	pg/L	0.01	0.00	8290
OCDF	4.0	J B	94	0.080	pg/L	0.0003	0.0012	8290

Analyte	Result	Qualifier	NONE	NONE	Unit	WHO 2005		Method
						TEF	TEQ	
						ND = 0		
Total TEQ					pg/L		0.36	TEQ

Client Sample ID: MW-2.3-02282023

Lab Sample ID: 320-97328-2

Analyte	Result	Qualifier	RL	EDL	Unit	WHO 2005		Method
						TEF	TEQ	
						ND = 0		
2,3,7,8-TCDD	ND		9.4	0.11	pg/L	1	0.00	8290
1,2,3,7,8-PeCDD	ND		47	0.078	pg/L	1	0.00	8290
1,2,3,4,7,8-HxCDD	1.5	J q B	47	0.080	pg/L	0.1	0.15	8290
1,2,3,6,7,8-HxCDD	2.0	J B	47	0.081	pg/L	0.1	0.20	8290
1,2,3,7,8,9-HxCDD	1.5	J B	47	0.073	pg/L	0.1	0.15	8290
1,2,3,4,6,7,8-HpCDD	39	J B	47	0.40	pg/L	0.01	0.39	8290
OCDD	640	B	94	1.2	pg/L	0.0003	0.19	8290
2,3,7,8-TCDF	ND		9.4	0.0053	pg/L	0.1	0.00	8290
1,2,3,7,8-PeCDF	ND		47	0.025	pg/L	0.03	0.00	8290
2,3,4,7,8-PeCDF	ND		47	0.029	pg/L	0.3	0.00	8290
1,2,3,4,7,8-HxCDF	ND		47	0.032	pg/L	0.1	0.00	8290
1,2,3,6,7,8-HxCDF	ND		47	0.031	pg/L	0.1	0.00	8290
2,3,4,6,7,8-HxCDF	ND		47	0.030	pg/L	0.1	0.00	8290
1,2,3,7,8,9-HxCDF	ND		47	0.032	pg/L	0.1	0.00	8290
1,2,3,4,6,7,8-HpCDF	11	J B	47	0.15	pg/L	0.01	0.11	8290
1,2,3,4,7,8,9-HpCDF	0.55	J q B	47	0.16	pg/L	0.01	0.0055	8290
OCDF	26	J B	94	0.19	pg/L	0.0003	0.0078	8290

TEF Reference:

WHO 2005 = World Health Organization (WHO) 2005 TEF, Dioxins, Furans and PCB Congeners

Toxicity Summary

Client: Kennedy/Jenks Consultants
 Project/Site: Mendocino Railway Groundwater

Job ID: 320-97328-1

Client Sample ID: MW-2.3-02282023 (Continued)

Lab Sample ID: 320-97328-2

Analyte	Result	Qualifier	NONE	NONE	Unit	WHO 2005		Method
						TEF	TEQ	
Total TEQ					pg/L		1.2	TEQ

Client Sample ID: MW-2.7-02282023

Lab Sample ID: 320-97328-3

Analyte	Result	Qualifier	RL	EDL	Unit	WHO 2005		Method
						TEF	TEQ	
2,3,7,8-TCDD	ND		9.4	0.093	pg/L	1	0.00	8290
1,2,3,7,8-PeCDD	ND		47	0.072	pg/L	1	0.00	8290
1,2,3,4,7,8-HxCDD	1.4	J B	47	0.041	pg/L	0.1	0.14	8290
1,2,3,6,7,8-HxCDD	ND		47	0.043	pg/L	0.1	0.00	8290
1,2,3,7,8,9-HxCDD	ND		47	0.039	pg/L	0.1	0.00	8290
1,2,3,4,6,7,8-HpCDD	8.4	J B	47	0.11	pg/L	0.01	0.084	8290
OCDD	110	B	94	0.23	pg/L	0.0003	0.033	8290
2,3,7,8-TCDF	ND		9.4	0.0064	pg/L	0.1	0.00	8290
1,2,3,7,8-PeCDF	ND		47	0.015	pg/L	0.03	0.00	8290
2,3,4,7,8-PeCDF	ND		47	0.018	pg/L	0.3	0.00	8290
1,2,3,4,7,8-HxCDF	ND		47	0.025	pg/L	0.1	0.00	8290
1,2,3,6,7,8-HxCDF	ND		47	0.024	pg/L	0.1	0.00	8290
2,3,4,6,7,8-HxCDF	ND		47	0.023	pg/L	0.1	0.00	8290
1,2,3,7,8,9-HxCDF	ND		47	0.024	pg/L	0.1	0.00	8290
1,2,3,4,6,7,8-HpCDF	3.0	J B	47	0.083	pg/L	0.01	0.030	8290
1,2,3,4,7,8,9-HpCDF	0.27	J B	47	0.092	pg/L	0.01	0.0027	8290
OCDF	5.1	J q B	94	0.10	pg/L	0.0003	0.0015	8290

Analyte	Result	Qualifier	NONE	NONE	Unit	WHO 2005		Method
						TEF	TEQ	
Total TEQ					pg/L		0.29	TEQ

Client Sample ID: MW-3.12R-02282023

Lab Sample ID: 320-97328-12

Analyte	Result	Qualifier	RL	EDL	Unit	WHO 2005		Method
						TEF	TEQ	
2,3,7,8-TCDD	ND		9.4	0.13	pg/L	1	0.00	8290
1,2,3,7,8-PeCDD	ND		47	0.069	pg/L	1	0.00	8290
1,2,3,4,7,8-HxCDD	1.9	J B q	47	0.058	pg/L	0.1	0.19	8290
1,2,3,6,7,8-HxCDD	ND		47	0.059	pg/L	0.1	0.00	8290
1,2,3,7,8,9-HxCDD	0.64	J B	47	0.053	pg/L	0.1	0.064	8290
1,2,3,4,6,7,8-HpCDD	5.7	J B	47	0.14	pg/L	0.01	0.057	8290
OCDD	15	J B	94	0.062	pg/L	0.0003	0.0045	8290
2,3,7,8-TCDF	ND		9.4	0.011	pg/L	0.1	0.00	8290
1,2,3,7,8-PeCDF	ND		47	0.026	pg/L	0.03	0.00	8290
2,3,4,7,8-PeCDF	ND		47	0.029	pg/L	0.3	0.00	8290
1,2,3,4,7,8-HxCDF	ND		47	0.060	pg/L	0.1	0.00	8290
1,2,3,6,7,8-HxCDF	ND		47	0.061	pg/L	0.1	0.00	8290

TEF Reference:

WHO 2005 = World Health Organization (WHO) 2005 TEF, Dioxins, Furans and PCB Congeners

Toxicity Summary

Client: Kennedy/Jenks Consultants
 Project/Site: Mendocino Railway Groundwater

Job ID: 320-97328-1

Client Sample ID: MW-3.12R-02282023 (Continued)

Lab Sample ID: 320-97328-12

Analyte	Result	Qualifier	RL	EDL	Unit	WHO 2005		Method
						TEF	TEQ	
						ND = 0		
2,3,4,6,7,8-HxCDF	0.58	J q	47	0.056	pg/L	0.1	0.058	8290
1,2,3,7,8,9-HxCDF	0.71	J	47	0.060	pg/L	0.1	0.071	8290
1,2,3,4,6,7,8-HpCDF	1.6	J B	47	0.077	pg/L	0.01	0.016	8290
1,2,3,4,7,8,9-HpCDF	0.60	J B q	47	0.086	pg/L	0.01	0.0060	8290
OCDF	4.7	J B	94	0.095	pg/L	0.0003	0.0014	8290
						WHO 2005		
						ND = 0		
Analyte	Result	Qualifier	NONE	NONE	Unit	TEF	TEQ	Method
Total TEQ					pg/L		0.47	TEQ

Client Sample ID: DUP-2-02282023

Lab Sample ID: 320-97328-13

Analyte	Result	Qualifier	RL	EDL	Unit	WHO 2005		Method
						TEF	TEQ	
						ND = 0		
2,3,7,8-TCDD	ND		9.4	0.13	pg/L	1	0.00	8290
1,2,3,7,8-PeCDD	ND		47	0.035	pg/L	1	0.00	8290
1,2,3,4,7,8-HxCDD	1.2	J q B	47	0.030	pg/L	0.1	0.12	8290
1,2,3,6,7,8-HxCDD	ND		47	0.030	pg/L	0.1	0.00	8290
1,2,3,7,8,9-HxCDD	ND		47	0.027	pg/L	0.1	0.00	8290
1,2,3,4,6,7,8-HpCDD	4.9	J B	47	0.078	pg/L	0.01	0.049	8290
OCDD	10	J B	94	0.11	pg/L	0.0003	0.0030	8290
2,3,7,8-TCDF	ND		9.4	0.0083	pg/L	0.1	0.00	8290
1,2,3,7,8-PeCDF	ND		47	0.011	pg/L	0.03	0.00	8290
2,3,4,7,8-PeCDF	ND		47	0.012	pg/L	0.3	0.00	8290
1,2,3,4,7,8-HxCDF	ND		47	0.016	pg/L	0.1	0.00	8290
1,2,3,6,7,8-HxCDF	ND		47	0.016	pg/L	0.1	0.00	8290
2,3,4,6,7,8-HxCDF	ND		47	0.015	pg/L	0.1	0.00	8290
1,2,3,7,8,9-HxCDF	ND		47	0.016	pg/L	0.1	0.00	8290
1,2,3,4,6,7,8-HpCDF	0.62	J q B	47	0.033	pg/L	0.01	0.0062	8290
1,2,3,4,7,8,9-HpCDF	ND		47	0.035	pg/L	0.01	0.00	8290
OCDF	1.3	J q B	94	0.035	pg/L	0.0003	0.00039	8290
						WHO 2005		
						ND = 0		
Analyte	Result	Qualifier	NONE	NONE	Unit	TEF	TEQ	Method
Total TEQ					pg/L		0.18	TEQ

Client Sample ID: MW-3.9-02282023

Lab Sample ID: 320-97328-14

Analyte	Result	Qualifier	RL	EDL	Unit	WHO 2005		Method
						TEF	TEQ	
						ND = 0		
2,3,7,8-TCDD	ND		9.4	0.095	pg/L	1	0.00	8290
1,2,3,7,8-PeCDD	ND		47	0.050	pg/L	1	0.00	8290
1,2,3,4,7,8-HxCDD	1.0	J q B	47	0.028	pg/L	0.1	0.10	8290
1,2,3,6,7,8-HxCDD	ND		47	0.028	pg/L	0.1	0.00	8290

TEF Reference:

WHO 2005 = World Health Organization (WHO) 2005 TEF, Dioxins, Furans and PCB Congeners

Toxicity Summary

Client: Kennedy/Jenks Consultants
 Project/Site: Mendocino Railway Groundwater

Job ID: 320-97328-1

Client Sample ID: MW-3.9-02282023 (Continued)

Lab Sample ID: 320-97328-14

Analyte	Result	Qualifier	RL	EDL	Unit	WHO 2005		Method
						TEF	TEQ	
1,2,3,7,8,9-HxCDD	ND		47	0.025	pg/L	0.1	0.00	8290
1,2,3,4,6,7,8-HpCDD	2.1	J B	47	0.039	pg/L	0.01	0.021	8290
OCDD	16	J B	94	0.095	pg/L	0.0003	0.0048	8290
2,3,7,8-TCDF	ND		9.4	0.0078	pg/L	0.1	0.00	8290
1,2,3,7,8-PeCDF	ND		47	0.013	pg/L	0.03	0.00	8290
2,3,4,7,8-PeCDF	ND		47	0.015	pg/L	0.3	0.00	8290
1,2,3,4,7,8-HxCDF	ND		47	0.012	pg/L	0.1	0.00	8290
1,2,3,6,7,8-HxCDF	ND		47	0.013	pg/L	0.1	0.00	8290
2,3,4,6,7,8-HxCDF	ND		47	0.012	pg/L	0.1	0.00	8290
1,2,3,7,8,9-HxCDF	0.39	J q	47	0.013	pg/L	0.1	0.039	8290
1,2,3,4,6,7,8-HpCDF	1.8	J B	47	0.037	pg/L	0.01	0.018	8290
1,2,3,4,7,8,9-HpCDF	0.16	J q B	47	0.040	pg/L	0.01	0.0016	8290
OCDF	3.5	J B	94	0.038	pg/L	0.0003	0.0011	8290
						WHO 2005 ND = 0		
Analyte	Result	Qualifier	NONE	NONE	Unit	TEF	TEQ	Method
Total TEQ					pg/L		0.19	TEQ

Client Sample ID: EB-1-03012023

Lab Sample ID: 320-97328-17

Analyte	Result	Qualifier	RL	EDL	Unit	WHO 2005		Method
						TEF	TEQ	
2,3,7,8-TCDD	ND		9.4	0.11	pg/L	1	0.00	8290
1,2,3,7,8-PeCDD	ND		47	0.033	pg/L	1	0.00	8290
1,2,3,4,7,8-HxCDD	1.4	J q B	47	0.030	pg/L	0.1	0.14	8290
1,2,3,6,7,8-HxCDD	ND		47	0.029	pg/L	0.1	0.00	8290
1,2,3,7,8,9-HxCDD	ND		47	0.027	pg/L	0.1	0.00	8290
1,2,3,4,6,7,8-HpCDD	0.43	J q B	47	0.026	pg/L	0.01	0.0043	8290
OCDD	2.2	J q B	94	0.0063	pg/L	0.0003	0.00066	8290
2,3,7,8-TCDF	ND		9.4	0.0081	pg/L	0.1	0.00	8290
1,2,3,7,8-PeCDF	ND		47	0.014	pg/L	0.03	0.00	8290
2,3,4,7,8-PeCDF	ND		47	0.017	pg/L	0.3	0.00	8290
1,2,3,4,7,8-HxCDF	ND		47	0.011	pg/L	0.1	0.00	8290
1,2,3,6,7,8-HxCDF	ND		47	0.010	pg/L	0.1	0.00	8290
2,3,4,6,7,8-HxCDF	ND		47	0.0093	pg/L	0.1	0.00	8290
1,2,3,7,8,9-HxCDF	ND		47	0.010	pg/L	0.1	0.00	8290
1,2,3,4,6,7,8-HpCDF	0.20	J q B	47	0.033	pg/L	0.01	0.0020	8290
1,2,3,4,7,8,9-HpCDF	ND		47	0.034	pg/L	0.01	0.00	8290
OCDF	0.40	J q B	94	0.035	pg/L	0.0003	0.00012	8290
						WHO 2005 ND = 0		
Analyte	Result	Qualifier	NONE	NONE	Unit	TEF	TEQ	Method
Total TEQ					pg/L		0.15	TEQ

TEF Reference:

WHO 2005 = World Health Organization (WHO) 2005 TEF, Dioxins, Furans and PCB Congeners

Surrogate Summary

Client: Kennedy/Jenks Consultants
 Project/Site: Mendocino Railway Groundwater

Job ID: 320-97328-1

Method: 8260B - Volatile Organic Compounds (GC/MS)

Matrix: Water

Prep Type: Total/NA

Percent Surrogate Recovery (Acceptance Limits)

Lab Sample ID	Client Sample ID	BFB (69-129)
320-97328-11	EB-2-02282023	102
LCS 320-660347/7	Lab Control Sample	95
LCSD 320-660347/8	Lab Control Sample Dup	98
MB 320-660347/10	Method Blank	98

Surrogate Legend

BFB = 4-Bromofluorobenzene (Surr)

Method: 8260D - Volatile Organic Compounds by GC/MS

Matrix: Water

Prep Type: Total/NA

Percent Surrogate Recovery (Acceptance Limits)

Lab Sample ID	Client Sample ID	Percent Surrogate Recovery (Acceptance Limits)			
		TOL (80-120)	DBFM (80-120)	BFB (80-120)	DCA (80-120)
320-97328-4	MW-3.2-02282023	98	101	102	101
320-97328-5	DUP-1-02282023	99	102	101	100
320-97328-6	MW-3.3-03012023	99	101	99	101
320-97328-7	MW-3.13-03012023	101	99	102	100
320-97328-8	MW-3.16R-03012023	102	102	101	100
320-97328-9	MW-3.18-03012023	100	102	103	108
320-97328-10	TB-1-02282023	99	100	101	99
320-97328-11	EB-2-02282023	98	100	99	99
320-97328-17	EB-1-03012023	99	103	101	100
LCS 580-419970/4	Lab Control Sample	100	99	100	97
LCS 580-420023/4	Lab Control Sample	100	101	100	99
LCS 580-420099/4	Lab Control Sample	102	95	102	102
LCS 580-420104/4	Lab Control Sample	100	102	100	98
LCSD 580-419970/5	Lab Control Sample Dup	99	99	98	99
LCSD 580-420023/5	Lab Control Sample Dup	99	104	99	101
LCSD 580-420099/5	Lab Control Sample Dup	104	98	106	99
LCSD 580-420104/5	Lab Control Sample Dup	100	100	100	100
MB 580-419970/7	Method Blank	99	99	100	98
MB 580-420023/7	Method Blank	101	104	100	100
MB 580-420099/7	Method Blank	100	100	98	108
MB 580-420104/7	Method Blank	98	102	101	99

Surrogate Legend

TOL = Toluene-d8 (Surr)

DBFM = Dibromofluoromethane (Surr)

BFB = 4-Bromofluorobenzene (Surr)

DCA = 1,2-Dichloroethane-d4 (Surr)

Method: 8270E SIM - Semivolatile Organic Compounds (GC/MS SIM)

Matrix: Water

Prep Type: Total/NA

Percent Surrogate Recovery (Acceptance Limits)

Lab Sample ID	Client Sample ID	TBP (29-144)
320-97328-12	MW-3.12R-02282023	82
320-97328-12 MS	MW-3.12R-02282023	87
320-97328-12 MSD	MW-3.12R-02282023	83

Euofins Sacramento

Surrogate Summary

Client: Kennedy/Jenks Consultants
Project/Site: Mendocino Railway Groundwater

Job ID: 320-97328-1

Method: 8270E SIM - Semivolatile Organic Compounds (GC/MS SIM) (Continued)

Matrix: Water

Prep Type: Total/NA

Percent Surrogate Recovery (Acceptance Limits)

Lab Sample ID	Client Sample ID	TBP (29-144)
320-97328-13	DUP-2-02282023	76
320-97328-14	MW-3.9-02282023	81
320-97328-17	EB-1-03012023	76
LCS 580-419590/2-A	Lab Control Sample	84
LCSD 580-419590/3-A	Lab Control Sample Dup	77
MB 580-419590/1-A	Method Blank	78

Surrogate Legend

TBP = 2,4,6-Tribromophenol

Method: 8015C - Diesel Range Organics (DRO) (GC)

Matrix: Water

Prep Type: Silica Gel Cleanup

Percent Surrogate Recovery (Acceptance Limits)

Lab Sample ID	Client Sample ID	OTPH1 (56-145)
320-97328-4	MW-3.2-02282023	73
320-97328-5	DUP-1-02282023	78
320-97328-7	MW-3.13-03012023	70
320-97328-11	EB-2-02282023	78
320-97328-17	EB-1-03012023	56
LCS 320-658409/2-A	Lab Control Sample	82
LCS 320-658661/2-A	Lab Control Sample	65
LCSD 320-658409/3-A	Lab Control Sample Dup	80
LCSD 320-658661/3-A	Lab Control Sample Dup	59
MB 320-658409/1-A	Method Blank	63
MB 320-658661/1-A	Method Blank	62

Surrogate Legend

OTPH = o-Terphenyl (Surr)

Isotope Dilution Summary

Client: Kennedy/Jenks Consultants
 Project/Site: Mendocino Railway Groundwater

Job ID: 320-97328-1

Method: 8290 - Dioxins and Furans (HRGC/HRMS)

Matrix: Water

Prep Type: Total/NA

Percent Isotope Dilution Recovery (Acceptance Limits)

Lab Sample ID	Client Sample ID	TCDD (40-135)	PeCDD (40-135)	HxDD (40-135)	HpCDD (40-135)	OCDD (40-135)	PeCF (40-135)	TCDF (40-135)	HxCDD (40-135)
320-97328-1	MW-2.2-02282023	88	97	83	92	82	80	73	83
320-97328-2	MW-2.3-02282023	86	96	86	96	86	79	71	92
320-97328-3	MW-2.7-02282023	86	97	86	93	83	82	73	88
320-97328-12	MW-3.12R-02282023	88	101	92	96	86	86	76	91
320-97328-12 MS	MW-3.12R-02282023	86	101	88	96	86	82	71	89
320-97328-12 MSD	MW-3.12R-02282023	89	103	86	96	85	85	75	90
320-97328-13	DUP-2-02282023	84	97	89	95	84	81	73	86
320-97328-14	MW-3.9-02282023	88	100	87	94	84	82	74	90
320-97328-17	EB-1-03012023	88	100	83	94	82	79	74	81
LCS 320-658620/2-A	Lab Control Sample	85	98	88	91	81	83	71	89
MB 320-658620/1-A	Method Blank	89	100	88	93	83	81	73	85

Percent Isotope Dilution Recovery (Acceptance Limits)

Lab Sample ID	Client Sample ID	PeCDF (40-135)	HxCDF (40-135)	HpCDF (40-135)	HxDF (40-135)	HxCF (40-135)	13CHxCF (40-135)	HpCDF2 (40-135)	OCDF (40-135)
320-97328-1	MW-2.2-02282023	83	74	72	73	76	78	80	73
320-97328-2	MW-2.3-02282023	83	80	76	79	78	80	81	79
320-97328-3	MW-2.7-02282023	85	79	76	77	78	80	81	75
320-97328-12	MW-3.12R-02282023	87	82	78	81	81	81	82	75
320-97328-12 MS	MW-3.12R-02282023	86	80	77	78	78	80	81	77
320-97328-12 MSD	MW-3.12R-02282023	87	82	76	78	79	79	82	78
320-97328-13	DUP-2-02282023	84	78	75	77	79	81	82	75
320-97328-14	MW-3.9-02282023	86	80	75	78	77	80	82	76
320-97328-17	EB-1-03012023	85	73	72	73	76	79	81	74
LCS 320-658620/2-A	Lab Control Sample	85	78	74	77	78	80	78	72
MB 320-658620/1-A	Method Blank	84	78	74	74	78	80	81	74

Surrogate Legend

- TCDD = 13C-2,3,7,8-TCDD
- PeCDD = 13C-1,2,3,7,8-PeCDD
- HxDD = 13C-1,2,3,6,7,8-HxCDD
- HpCDD = 13C-1,2,3,4,6,7,8-HpCDD
- OCDD = 13C-OCDD
- PeCF = 13C-2,3,4,7,8-PeCDF
- TCDF = 13C-2,3,7,8-TCDF
- HxCDD = 13C-1,2,3,4,7,8-HxCDD
- PeCDF = 13C-1,2,3,7,8-PeCDF
- HxCDF = 13C-1,2,3,4,7,8-HxCDF
- HpCDF = 13C-1,2,3,4,6,7,8-HpCDF
- HxDF = 13C-1,2,3,6,7,8-HxCDF
- HxCF = 13C-1,2,3,7,8,9-HxCDF
- 13CHxCF = 13C-2,3,4,6,7,8-HxCDF
- HpCDF2 = 13C-1,2,3,4,7,8,9-HpCDF
- OCDF = 13C-OCDF

QC Sample Results

Client: Kennedy/Jenks Consultants
 Project/Site: Mendocino Railway Groundwater

Job ID: 320-97328-1

Method: 8260B - Volatile Organic Compounds (GC/MS)

Lab Sample ID: MB 320-660347/10
Matrix: Water
Analysis Batch: 660347

Client Sample ID: Method Blank
Prep Type: Total/NA

Analyte	MB Result	MB Qualifier	RL	MDL	Unit	D	Prepared	Analyzed	Dil Fac
Gasoline Range Organics (C4-C12)	ND		50	15	ug/L			03/13/23 14:12	1
Surrogate	MB %Recovery	MB Qualifier	Limits				Prepared	Analyzed	Dil Fac
4-Bromofluorobenzene (Surr)	98		69 - 129					03/13/23 14:12	1

Lab Sample ID: LCS 320-660347/7
Matrix: Water
Analysis Batch: 660347

Client Sample ID: Lab Control Sample
Prep Type: Total/NA

Analyte	Spike Added	LCS Result	LCS Qualifier	Unit	D	%Rec	%Rec Limits		
Gasoline Range Organics (C4-C12)	1000	972		ug/L		97	78 - 118		
Surrogate	LCS %Recovery	LCS Qualifier	Limits						
4-Bromofluorobenzene (Surr)	95		69 - 129						

Lab Sample ID: LCSD 320-660347/8
Matrix: Water
Analysis Batch: 660347

Client Sample ID: Lab Control Sample Dup
Prep Type: Total/NA

Analyte	Spike Added	LCSD Result	LCSD Qualifier	Unit	D	%Rec	%Rec Limits	RPD	RPD Limit
Gasoline Range Organics (C4-C12)	1000	1050		ug/L		105	78 - 118	7	23
Surrogate	LCSD %Recovery	LCSD Qualifier	Limits						
4-Bromofluorobenzene (Surr)	98		69 - 129						

Method: 8260D - Volatile Organic Compounds by GC/MS

Lab Sample ID: MB 580-419970/7
Matrix: Water
Analysis Batch: 419970

Client Sample ID: Method Blank
Prep Type: Total/NA

Analyte	MB Result	MB Qualifier	RL	MDL	Unit	D	Prepared	Analyzed	Dil Fac
Vinyl chloride	ND		0.10	0.040	ug/L			03/09/23 13:03	1
1,1-Dichloroethene	ND		0.20	0.035	ug/L			03/09/23 13:03	1
1,1-Dichloroethane	ND		0.20	0.025	ug/L			03/09/23 13:03	1
Benzene	ND		0.20	0.030	ug/L			03/09/23 13:03	1
Trichloroethene	ND		0.20	0.066	ug/L			03/09/23 13:03	1
Tetrachloroethene	ND		0.50	0.084	ug/L			03/09/23 13:03	1
Surrogate	MB %Recovery	MB Qualifier	Limits				Prepared	Analyzed	Dil Fac
Toluene-d8 (Surr)	99		80 - 120					03/09/23 13:03	1
Dibromofluoromethane (Surr)	99		80 - 120					03/09/23 13:03	1
4-Bromofluorobenzene (Surr)	100		80 - 120					03/09/23 13:03	1
1,2-Dichloroethane-d4 (Surr)	98		80 - 120					03/09/23 13:03	1

Eurofins Sacramento

QC Sample Results

Client: Kennedy/Jenks Consultants
 Project/Site: Mendocino Railway Groundwater

Job ID: 320-97328-1

Method: 8260D - Volatile Organic Compounds by GC/MS (Continued)

Lab Sample ID: LCS 580-419970/4
Matrix: Water
Analysis Batch: 419970

Client Sample ID: Lab Control Sample
Prep Type: Total/NA

Analyte	Spike Added	LCS Result	LCS Qualifier	Unit	D	%Rec	%Rec Limits
Vinyl chloride	5.00	3.94		ug/L		79	41 - 150
1,1-Dichloroethene	5.00	4.44		ug/L		89	60 - 129
1,1-Dichloroethane	5.00	4.45		ug/L		89	74 - 120
Benzene	5.00	4.40		ug/L		88	80 - 120
Trichloroethene	5.00	4.36		ug/L		87	72 - 120
Tetrachloroethene	5.00	4.30		ug/L		86	75 - 124

Surrogate	LCS %Recovery	LCS Qualifier	Limits
Toluene-d8 (Surr)	100		80 - 120
Dibromofluoromethane (Surr)	99		80 - 120
4-Bromofluorobenzene (Surr)	100		80 - 120
1,2-Dichloroethane-d4 (Surr)	97		80 - 120

Lab Sample ID: LCSD 580-419970/5
Matrix: Water
Analysis Batch: 419970

Client Sample ID: Lab Control Sample Dup
Prep Type: Total/NA

Analyte	Spike Added	LCSD Result	LCSD Qualifier	Unit	D	%Rec	%Rec Limits	RPD	RPD Limit
Vinyl chloride	5.00	4.42		ug/L		88	41 - 150	11	32
1,1-Dichloroethene	5.00	5.00		ug/L		100	60 - 129	12	29
1,1-Dichloroethane	5.00	5.03		ug/L		101	74 - 120	12	26
Benzene	5.00	4.93		ug/L		99	80 - 120	11	22
Trichloroethene	5.00	4.91		ug/L		98	72 - 120	12	22
Tetrachloroethene	5.00	4.94		ug/L		99	75 - 124	14	20

Surrogate	LCSD %Recovery	LCSD Qualifier	Limits
Toluene-d8 (Surr)	99		80 - 120
Dibromofluoromethane (Surr)	99		80 - 120
4-Bromofluorobenzene (Surr)	98		80 - 120
1,2-Dichloroethane-d4 (Surr)	99		80 - 120

Lab Sample ID: MB 580-420023/7
Matrix: Water
Analysis Batch: 420023

Client Sample ID: Method Blank
Prep Type: Total/NA

Analyte	MB Result	MB Qualifier	RL	MDL	Unit	D	Prepared	Analyzed	Dil Fac
Vinyl chloride	ND		0.10	0.040	ug/L			03/09/23 22:48	1
1,1-Dichloroethene	ND		0.20	0.035	ug/L			03/09/23 22:48	1
1,1-Dichloroethane	ND		0.20	0.025	ug/L			03/09/23 22:48	1
Benzene	ND		0.20	0.030	ug/L			03/09/23 22:48	1
Trichloroethene	ND		0.20	0.066	ug/L			03/09/23 22:48	1
Tetrachloroethene	ND		0.50	0.084	ug/L			03/09/23 22:48	1

Surrogate	MB %Recovery	MB Qualifier	Limits	Prepared	Analyzed	Dil Fac
Toluene-d8 (Surr)	101		80 - 120		03/09/23 22:48	1
Dibromofluoromethane (Surr)	104		80 - 120		03/09/23 22:48	1
4-Bromofluorobenzene (Surr)	100		80 - 120		03/09/23 22:48	1

Eurofins Sacramento

QC Sample Results

Client: Kennedy/Jenks Consultants
 Project/Site: Mendocino Railway Groundwater

Job ID: 320-97328-1

Method: 8260D - Volatile Organic Compounds by GC/MS (Continued)

Lab Sample ID: MB 580-420023/7
Matrix: Water
Analysis Batch: 420023

Client Sample ID: Method Blank
Prep Type: Total/NA

Surrogate	MB %Recovery	MB Qualifier	Limits	Prepared	Analyzed	Dil Fac
1,2-Dichloroethane-d4 (Surr)	100		80 - 120		03/09/23 22:48	1

Lab Sample ID: LCS 580-420023/4
Matrix: Water
Analysis Batch: 420023

Client Sample ID: Lab Control Sample
Prep Type: Total/NA

Analyte	Spike Added	LCS Result	LCS Qualifier	Unit	D	%Rec	%Rec Limits
Vinyl chloride	5.00	4.62		ug/L		92	41 - 150
1,1-Dichloroethene	5.00	5.21		ug/L		104	60 - 129
1,1-Dichloroethane	5.00	5.16		ug/L		103	74 - 120
Benzene	5.00	5.12		ug/L		102	80 - 120
Trichloroethene	5.00	5.12		ug/L		102	72 - 120
Tetrachloroethene	5.00	4.86		ug/L		97	75 - 124

Surrogate	LCS %Recovery	LCS Qualifier	Limits
Toluene-d8 (Surr)	100		80 - 120
Dibromofluoromethane (Surr)	101		80 - 120
4-Bromofluorobenzene (Surr)	100		80 - 120
1,2-Dichloroethane-d4 (Surr)	99		80 - 120

Lab Sample ID: LCSD 580-420023/5
Matrix: Water
Analysis Batch: 420023

Client Sample ID: Lab Control Sample Dup
Prep Type: Total/NA

Analyte	Spike Added	LCSD Result	LCSD Qualifier	Unit	D	%Rec	%Rec Limits	RPD	RPD Limit
Vinyl chloride	5.00	4.74		ug/L		95	41 - 150	2	32
1,1-Dichloroethene	5.00	5.18		ug/L		104	60 - 129	1	29
1,1-Dichloroethane	5.00	5.13		ug/L		103	74 - 120	1	26
Benzene	5.00	5.14		ug/L		103	80 - 120	1	22
Trichloroethene	5.00	5.29		ug/L		106	72 - 120	3	22
Tetrachloroethene	5.00	4.95		ug/L		99	75 - 124	2	20

Surrogate	LCSD %Recovery	LCSD Qualifier	Limits
Toluene-d8 (Surr)	99		80 - 120
Dibromofluoromethane (Surr)	104		80 - 120
4-Bromofluorobenzene (Surr)	99		80 - 120
1,2-Dichloroethane-d4 (Surr)	101		80 - 120

Lab Sample ID: MB 580-420099/7
Matrix: Water
Analysis Batch: 420099

Client Sample ID: Method Blank
Prep Type: Total/NA

Analyte	MB Result	MB Qualifier	RL	MDL	Unit	D	Prepared	Analyzed	Dil Fac
Vinyl chloride	ND		0.10	0.040	ug/L			03/10/23 15:56	1
1,1-Dichloroethene	ND		0.20	0.035	ug/L			03/10/23 15:56	1
1,1-Dichloroethane	ND		0.20	0.025	ug/L			03/10/23 15:56	1
Trichloroethene	ND		0.20	0.066	ug/L			03/10/23 15:56	1
Tetrachloroethene	ND		0.50	0.084	ug/L			03/10/23 15:56	1

Eurofins Sacramento

QC Sample Results

Client: Kennedy/Jenks Consultants
 Project/Site: Mendocino Railway Groundwater

Job ID: 320-97328-1

Method: 8260D - Volatile Organic Compounds by GC/MS (Continued)

Surrogate	MB %Recovery	MB Qualifier	Limits	Prepared	Analyzed	Dil Fac
Toluene-d8 (Surr)	100		80 - 120		03/10/23 15:56	1
Dibromofluoromethane (Surr)	100		80 - 120		03/10/23 15:56	1
4-Bromofluorobenzene (Surr)	98		80 - 120		03/10/23 15:56	1
1,2-Dichloroethane-d4 (Surr)	108		80 - 120		03/10/23 15:56	1

Lab Sample ID: LCS 580-420099/4
Matrix: Water
Analysis Batch: 420099

Client Sample ID: Lab Control Sample
Prep Type: Total/NA

Analyte	Spike Added	LCS Result	LCS Qualifier	Unit	D	%Rec	%Rec Limits
Vinyl chloride	5.00	4.39		ug/L		88	41 - 150
1,1-Dichloroethene	5.00	4.15		ug/L		83	60 - 129
1,1-Dichloroethane	5.00	4.49		ug/L		90	74 - 120
Trichloroethene	5.00	4.20		ug/L		84	72 - 120
Tetrachloroethene	5.00	5.11		ug/L		102	75 - 124

Surrogate	LCS %Recovery	LCS Qualifier	Limits
Toluene-d8 (Surr)	102		80 - 120
Dibromofluoromethane (Surr)	95		80 - 120
4-Bromofluorobenzene (Surr)	102		80 - 120
1,2-Dichloroethane-d4 (Surr)	102		80 - 120

Lab Sample ID: LCSD 580-420099/5
Matrix: Water
Analysis Batch: 420099

Client Sample ID: Lab Control Sample Dup
Prep Type: Total/NA

Analyte	Spike Added	LCSD Result	LCSD Qualifier	Unit	D	%Rec	%Rec Limits	RPD	RPD Limit
Vinyl chloride	5.00	4.87		ug/L		97	41 - 150	10	32
1,1-Dichloroethene	5.00	4.47		ug/L		89	60 - 129	7	29
1,1-Dichloroethane	5.00	4.60		ug/L		92	74 - 120	2	26
Trichloroethene	5.00	4.02		ug/L		80	72 - 120	4	22
Tetrachloroethene	5.00	5.01		ug/L		100	75 - 124	2	20

Surrogate	LCSD %Recovery	LCSD Qualifier	Limits
Toluene-d8 (Surr)	104		80 - 120
Dibromofluoromethane (Surr)	98		80 - 120
4-Bromofluorobenzene (Surr)	106		80 - 120
1,2-Dichloroethane-d4 (Surr)	99		80 - 120

Lab Sample ID: MB 580-420104/7
Matrix: Water
Analysis Batch: 420104

Client Sample ID: Method Blank
Prep Type: Total/NA

Analyte	MB Result	MB Qualifier	RL	MDL	Unit	D	Prepared	Analyzed	Dil Fac
Vinyl chloride	ND		0.10	0.040	ug/L			03/10/23 13:54	1
1,1-Dichloroethene	ND		0.20	0.035	ug/L			03/10/23 13:54	1
1,1-Dichloroethane	ND		0.20	0.025	ug/L			03/10/23 13:54	1
Benzene	ND		0.20	0.030	ug/L			03/10/23 13:54	1
Trichloroethene	ND		0.20	0.066	ug/L			03/10/23 13:54	1
Tetrachloroethene	ND		0.50	0.084	ug/L			03/10/23 13:54	1

Eurofins Sacramento

QC Sample Results

Client: Kennedy/Jenks Consultants
 Project/Site: Mendocino Railway Groundwater

Job ID: 320-97328-1

Method: 8260D - Volatile Organic Compounds by GC/MS (Continued)

Lab Sample ID: MB 580-420104/7
Matrix: Water
Analysis Batch: 420104

Client Sample ID: Method Blank
Prep Type: Total/NA

Surrogate	MB MB		Limits	Prepared	Analyzed	Dil Fac
	%Recovery	Qualifier				
Toluene-d8 (Surr)	98		80 - 120		03/10/23 13:54	1
Dibromofluoromethane (Surr)	102		80 - 120		03/10/23 13:54	1
4-Bromofluorobenzene (Surr)	101		80 - 120		03/10/23 13:54	1
1,2-Dichloroethane-d4 (Surr)	99		80 - 120		03/10/23 13:54	1

Lab Sample ID: LCS 580-420104/4
Matrix: Water
Analysis Batch: 420104

Client Sample ID: Lab Control Sample
Prep Type: Total/NA

Analyte	Spike Added	LCS Result	LCS Qualifier	Unit	D	%Rec	%Rec Limits
1,1-Dichloroethene	5.00	5.17		ug/L		103	60 - 129
1,1-Dichloroethane	5.00	4.95		ug/L		99	74 - 120
Benzene	5.00	4.91		ug/L		98	80 - 120
Trichloroethene	5.00	4.97		ug/L		99	72 - 120
Tetrachloroethene	5.00	4.86		ug/L		97	75 - 124

Surrogate	LCS LCS		Limits
	%Recovery	Qualifier	
Toluene-d8 (Surr)	100		80 - 120
Dibromofluoromethane (Surr)	102		80 - 120
4-Bromofluorobenzene (Surr)	100		80 - 120
1,2-Dichloroethane-d4 (Surr)	98		80 - 120

Lab Sample ID: LCSD 580-420104/5
Matrix: Water
Analysis Batch: 420104

Client Sample ID: Lab Control Sample Dup
Prep Type: Total/NA

Analyte	Spike Added	LCSD Result	LCSD Qualifier	Unit	D	%Rec	%Rec Limits	RPD	RPD Limit
1,1-Dichloroethene	5.00	5.09		ug/L		102	60 - 129	2	29
1,1-Dichloroethane	5.00	4.99		ug/L		100	74 - 120	1	26
Benzene	5.00	4.99		ug/L		100	80 - 120	2	22
Trichloroethene	5.00	4.92		ug/L		98	72 - 120	1	22
Tetrachloroethene	5.00	4.70		ug/L		94	75 - 124	3	20

Surrogate	LCSD LCSD		Limits
	%Recovery	Qualifier	
Toluene-d8 (Surr)	100		80 - 120
Dibromofluoromethane (Surr)	100		80 - 120
4-Bromofluorobenzene (Surr)	100		80 - 120
1,2-Dichloroethane-d4 (Surr)	100		80 - 120

QC Sample Results

Client: Kennedy/Jenks Consultants
 Project/Site: Mendocino Railway Groundwater

Job ID: 320-97328-1

Method: 8270E SIM - Semivolatile Organic Compounds (GC/MS SIM)

Lab Sample ID: MB 580-419590/1-A
Matrix: Water
Analysis Batch: 420153

Client Sample ID: Method Blank
Prep Type: Total/NA
Prep Batch: 419590

Analyte	MB MB		RL	MDL	Unit	D	Prepared	Analyzed	Dil Fac
	Result	Qualifier							
Pentachlorophenol	ND		1.0	0.44	ug/L		03/06/23 10:42	03/12/23 08:29	1
Surrogate	MB MB		Limits			D	Prepared	Analyzed	Dil Fac
%Recovery	Qualifier								
2,4,6-Tribromophenol	78		29 - 144				03/06/23 10:42	03/12/23 08:29	1

Lab Sample ID: LCS 580-419590/2-A
Matrix: Water
Analysis Batch: 420153

Client Sample ID: Lab Control Sample
Prep Type: Total/NA
Prep Batch: 419590

Analyte	Spike Added	LCS LCS		Unit	D	%Rec	%Rec Limits
		Result	Qualifier				
Pentachlorophenol	16.0	9.90		ug/L		62	10 - 138
Surrogate	LCS LCS		Limits			D	%Rec
%Recovery	Qualifier						
2,4,6-Tribromophenol	84		29 - 144				

Lab Sample ID: LCSD 580-419590/3-A
Matrix: Water
Analysis Batch: 420153

Client Sample ID: Lab Control Sample Dup
Prep Type: Total/NA
Prep Batch: 419590

Analyte	Spike Added	LCSD LCSD		Unit	D	%Rec	%Rec Limits	RPD	Limit
		Result	Qualifier						
Pentachlorophenol	16.0	10.5		ug/L		65	10 - 138	5	35
Surrogate	LCSD LCSD		Limits			D	%Rec	RPD	Limit
%Recovery	Qualifier								
2,4,6-Tribromophenol	77		29 - 144						

Lab Sample ID: 320-97328-12 MS
Matrix: Water
Analysis Batch: 420153

Client Sample ID: MW-3.12R-02282023
Prep Type: Total/NA
Prep Batch: 419590

Analyte	Sample Result	Sample Qualifier	Spike Added	MS MS		Unit	D	%Rec	%Rec Limits
				Result	Qualifier				
Pentachlorophenol	0.82	J	16.1	14.2		ug/L		83	10 - 138
Surrogate	MS MS		Limits			D	%Rec	%Rec	Limits
%Recovery	Qualifier								
2,4,6-Tribromophenol	87		29 - 144						

Lab Sample ID: 320-97328-12 MSD
Matrix: Water
Analysis Batch: 420153

Client Sample ID: MW-3.12R-02282023
Prep Type: Total/NA
Prep Batch: 419590

Analyte	Sample Result	Sample Qualifier	Spike Added	MSD MSD		Unit	D	%Rec	%Rec Limits	RPD	Limit
				Result	Qualifier						
Pentachlorophenol	0.82	J	16.1	14.2		ug/L		83	10 - 138	0	35
Surrogate	MSD MSD		Limits			D	%Rec	%Rec	Limits	RPD	Limit
%Recovery	Qualifier										
2,4,6-Tribromophenol	83		29 - 144								

QC Sample Results

Client: Kennedy/Jenks Consultants
 Project/Site: Mendocino Railway Groundwater

Job ID: 320-97328-1

Method: 8015C - Diesel Range Organics (DRO) (GC)

Lab Sample ID: MB 320-658409/1-A
Matrix: Water
Analysis Batch: 660684

Client Sample ID: Method Blank
Prep Type: Silica Gel Cleanup
Prep Batch: 658409

Analyte	MB MB		RL	MDL	Unit	D	Prepared	Analyzed	Dil Fac
	Result	Qualifier							
Diesel Range Organics [C10-C28]	18.8	J	50	16	ug/L		03/06/23 10:41	03/14/23 14:18	1
Surrogate	MB MB		Limits			D	Prepared	Analyzed	Dil Fac
%Recovery	Qualifier								
<i>o</i> -Terphenyl (Surr)	63		56 - 145				03/06/23 10:41	03/14/23 14:18	1

Lab Sample ID: LCS 320-658409/2-A
Matrix: Water
Analysis Batch: 660684

Client Sample ID: Lab Control Sample
Prep Type: Silica Gel Cleanup
Prep Batch: 658409

Analyte	Spike Added	LCS LCS		Unit	D	%Rec	%Rec Limits
		Result	Qualifier				
Diesel Range Organics [C10-C28]	300	269		ug/L		90	53 - 123
Surrogate	LCS LCS		Limits			D	%Rec
%Recovery	Qualifier						
<i>o</i> -Terphenyl (Surr)	82		56 - 145				

Lab Sample ID: LCSD 320-658409/3-A
Matrix: Water
Analysis Batch: 660684

Client Sample ID: Lab Control Sample Dup
Prep Type: Silica Gel Cleanup
Prep Batch: 658409

Analyte	Spike Added	LCSD LCSD		Unit	D	%Rec	%Rec Limits	RPD	Limit
		Result	Qualifier						
Diesel Range Organics [C10-C28]	300	258		ug/L		86	53 - 123	4	20
Surrogate	LCSD LCSD		Limits			D	%Rec	RPD	Limit
%Recovery	Qualifier								
<i>o</i> -Terphenyl (Surr)	80		56 - 145						

Lab Sample ID: MB 320-658661/1-A
Matrix: Water
Analysis Batch: 661355

Client Sample ID: Method Blank
Prep Type: Silica Gel Cleanup
Prep Batch: 658661

Analyte	MB MB		RL	MDL	Unit	D	Prepared	Analyzed	Dil Fac
	Result	Qualifier							
Diesel Range Organics [C10-C28]	ND		50	16	ug/L		03/07/23 09:08	03/16/23 12:39	1
Surrogate	MB MB		Limits			D	Prepared	Analyzed	Dil Fac
%Recovery	Qualifier								
<i>o</i> -Terphenyl (Surr)	62		56 - 145				03/07/23 09:08	03/16/23 12:39	1

Lab Sample ID: LCS 320-658661/2-A
Matrix: Water
Analysis Batch: 661355

Client Sample ID: Lab Control Sample
Prep Type: Silica Gel Cleanup
Prep Batch: 658661

Analyte	Spike Added	LCS LCS		Unit	D	%Rec	%Rec Limits
		Result	Qualifier				
Diesel Range Organics [C10-C28]	300	210		ug/L		70	53 - 123
Surrogate	LCS LCS		Limits			D	%Rec
%Recovery	Qualifier						
<i>o</i> -Terphenyl (Surr)	65		56 - 145				

Eurofins Sacramento

QC Sample Results

Client: Kennedy/Jenks Consultants
 Project/Site: Mendocino Railway Groundwater

Job ID: 320-97328-1

Method: 8015C - Diesel Range Organics (DRO) (GC) (Continued)

Lab Sample ID: LCSD 320-658661/3-A
Matrix: Water
Analysis Batch: 661355

Client Sample ID: Lab Control Sample Dup
Prep Type: Silica Gel Cleanup
Prep Batch: 658661

Analyte	Spike Added	LCSD Result	LCSD Qualifier	Unit	D	%Rec	%Rec Limits	RPD	RPD Limit
Diesel Range Organics [C10-C28]	300	210		ug/L		70	53 - 123	0	20

Surrogate	LCSD %Recovery	LCSD Qualifier	Limits
<i>o</i> -Terphenyl (Surr)	59		56 - 145

Method: 8290 - Dioxins and Furans (HRGC/HRMS)

Lab Sample ID: MB 320-658620/1-A
Matrix: Water
Analysis Batch: 659784

Client Sample ID: Method Blank
Prep Type: Total/NA
Prep Batch: 658620

Analyte	MB Result	MB Qualifier	RL	EDL	Unit	D	Prepared	Analyzed	Dil Fac
2,3,7,8-TCDD	ND		10	0.13	pg/L		03/07/23 04:25	03/10/23 22:08	1
Total TCDD	ND		10	0.13	pg/L		03/07/23 04:25	03/10/23 22:08	1
1,2,3,7,8-PeCDD	ND		50	0.089	pg/L		03/07/23 04:25	03/10/23 22:08	1
Total PeCDD	ND		50	0.089	pg/L		03/07/23 04:25	03/10/23 22:08	1
1,2,3,4,7,8-HxCDD	1.77	J q	50	0.080	pg/L		03/07/23 04:25	03/10/23 22:08	1
1,2,3,6,7,8-HxCDD	0.880	J q	50	0.081	pg/L		03/07/23 04:25	03/10/23 22:08	1
1,2,3,7,8,9-HxCDD	0.688	J	50	0.073	pg/L		03/07/23 04:25	03/10/23 22:08	1
Total HxCDD	3.34	J q	50	0.078	pg/L		03/07/23 04:25	03/10/23 22:08	1
1,2,3,4,6,7,8-HpCDD	3.05	J	50	0.24	pg/L		03/07/23 04:25	03/10/23 22:08	1
Total HpCDD	5.21	J	50	0.24	pg/L		03/07/23 04:25	03/10/23 22:08	1
OCDD	12.1	J	100	0.19	pg/L		03/07/23 04:25	03/10/23 22:08	1
2,3,7,8-TCDF	ND		10	0.015	pg/L		03/07/23 04:25	03/10/23 22:08	1
Total TCDF	ND		10	0.015	pg/L		03/07/23 04:25	03/10/23 22:08	1
1,2,3,7,8-PeCDF	ND		50	0.016	pg/L		03/07/23 04:25	03/10/23 22:08	1
2,3,4,7,8-PeCDF	ND		50	0.018	pg/L		03/07/23 04:25	03/10/23 22:08	1
Total PeCDF	ND		50	0.018	pg/L		03/07/23 04:25	03/10/23 22:08	1
1,2,3,4,7,8-HxCDF	ND		50	0.099	pg/L		03/07/23 04:25	03/10/23 22:08	1
1,2,3,6,7,8-HxCDF	ND		50	0.10	pg/L		03/07/23 04:25	03/10/23 22:08	1
2,3,4,6,7,8-HxCDF	ND		50	0.095	pg/L		03/07/23 04:25	03/10/23 22:08	1
1,2,3,7,8,9-HxCDF	ND		50	0.10	pg/L		03/07/23 04:25	03/10/23 22:08	1
Total HxCDF	ND		50	0.10	pg/L		03/07/23 04:25	03/10/23 22:08	1
1,2,3,4,6,7,8-HpCDF	2.37	J q	50	0.25	pg/L		03/07/23 04:25	03/10/23 22:08	1
1,2,3,4,7,8,9-HpCDF	1.36	J	50	0.27	pg/L		03/07/23 04:25	03/10/23 22:08	1
Total HpCDF	3.73	J q	50	0.26	pg/L		03/07/23 04:25	03/10/23 22:08	1
OCDF	4.40	J q	100	0.42	pg/L		03/07/23 04:25	03/10/23 22:08	1

Isotope Dilution	MB %Recovery	MB Qualifier	Limits	Prepared	Analyzed	Dil Fac
¹³ C-2,3,7,8-TCDD	89		40 - 135	03/07/23 04:25	03/10/23 22:08	1
¹³ C-1,2,3,7,8-PeCDD	100		40 - 135	03/07/23 04:25	03/10/23 22:08	1
¹³ C-1,2,3,6,7,8-HxCDD	88		40 - 135	03/07/23 04:25	03/10/23 22:08	1
¹³ C-1,2,3,4,6,7,8-HpCDD	93		40 - 135	03/07/23 04:25	03/10/23 22:08	1
¹³ C-OCDD	83		40 - 135	03/07/23 04:25	03/10/23 22:08	1
¹³ C-2,3,4,7,8-PeCDF	81		40 - 135	03/07/23 04:25	03/10/23 22:08	1
¹³ C-2,3,7,8-TCDF	73		40 - 135	03/07/23 04:25	03/10/23 22:08	1
¹³ C-1,2,3,4,7,8-HxCDF	85		40 - 135	03/07/23 04:25	03/10/23 22:08	1
¹³ C-1,2,3,7,8-PeCDF	84		40 - 135	03/07/23 04:25	03/10/23 22:08	1

Eurofins Sacramento

QC Sample Results

Client: Kennedy/Jenks Consultants
 Project/Site: Mendocino Railway Groundwater

Job ID: 320-97328-1

Method: 8290 - Dioxins and Furans (HRGC/HRMS) (Continued)

Lab Sample ID: MB 320-658620/1-A
Matrix: Water
Analysis Batch: 659784

Client Sample ID: Method Blank
Prep Type: Total/NA
Prep Batch: 658620

Isotope Dilution	MB MB		Limits	Prepared	Analyzed	Dil Fac
	%Recovery	Qualifier				
13C-1,2,3,4,7,8-HxCDF	78		40 - 135	03/07/23 04:25	03/10/23 22:08	1
13C-1,2,3,4,6,7,8-HpCDF	74		40 - 135	03/07/23 04:25	03/10/23 22:08	1
13C-1,2,3,6,7,8-HxCDF	74		40 - 135	03/07/23 04:25	03/10/23 22:08	1
13C-1,2,3,7,8,9-HxCDF	78		40 - 135	03/07/23 04:25	03/10/23 22:08	1
13C-2,3,4,6,7,8-HxCDF	80		40 - 135	03/07/23 04:25	03/10/23 22:08	1
13C-1,2,3,4,7,8,9-HpCDF	81		40 - 135	03/07/23 04:25	03/10/23 22:08	1
13C-OCDF	74		40 - 135	03/07/23 04:25	03/10/23 22:08	1

Lab Sample ID: LCS 320-658620/2-A
Matrix: Water
Analysis Batch: 659784

Client Sample ID: Lab Control Sample
Prep Type: Total/NA
Prep Batch: 658620

Analyte	Spike Added	LCS Result	LCS Qualifier	Unit	D	%Rec	%Rec Limits
1,2,3,7,8-PeCDD	1000	945		pg/L		94	71 - 135
1,2,3,4,7,8-HxCDD	1000	896		pg/L		90	67 - 130
1,2,3,6,7,8-HxCDD	1000	930		pg/L		93	61 - 144
1,2,3,7,8,9-HxCDD	1000	910		pg/L		91	61 - 140
1,2,3,4,6,7,8-HpCDD	1000	883		pg/L		88	71 - 134
OCDD	2000	1880		pg/L		94	72 - 134
2,3,7,8-TCDF	200	204		pg/L		102	67 - 135
1,2,3,7,8-PeCDF	1000	893		pg/L		89	70 - 133
2,3,4,7,8-PeCDF	1000	905		pg/L		91	69 - 135
1,2,3,4,7,8-HxCDF	1000	941		pg/L		94	69 - 140
1,2,3,6,7,8-HxCDF	1000	933		pg/L		93	62 - 155
2,3,4,6,7,8-HxCDF	1000	935		pg/L		93	70 - 146
1,2,3,7,8,9-HxCDF	1000	929		pg/L		93	71 - 142
1,2,3,4,6,7,8-HpCDF	1000	952		pg/L		95	68 - 137
1,2,3,4,7,8,9-HpCDF	1000	919		pg/L		92	74 - 134
OCDF	2000	1910		pg/L		96	65 - 143

Isotope Dilution	LCS LCS		Limits
	%Recovery	Qualifier	
13C-2,3,7,8-TCDD	85		40 - 135
13C-1,2,3,7,8-PeCDD	98		40 - 135
13C-1,2,3,6,7,8-HxCDD	88		40 - 135
13C-1,2,3,4,6,7,8-HpCDD	91		40 - 135
13C-OCDD	81		40 - 135
13C-2,3,4,7,8-PeCDF	83		40 - 135
13C-2,3,7,8-TCDF	71		40 - 135
13C-1,2,3,4,7,8-HxCDD	89		40 - 135
13C-1,2,3,7,8-PeCDF	85		40 - 135
13C-1,2,3,4,7,8-HxCDF	78		40 - 135
13C-1,2,3,4,6,7,8-HpCDF	74		40 - 135
13C-1,2,3,6,7,8-HxCDF	77		40 - 135
13C-1,2,3,7,8,9-HxCDF	78		40 - 135
13C-2,3,4,6,7,8-HxCDF	80		40 - 135
13C-1,2,3,4,7,8,9-HpCDF	78		40 - 135
13C-OCDF	72		40 - 135

QC Sample Results

Client: Kennedy/Jenks Consultants
 Project/Site: Mendocino Railway Groundwater

Job ID: 320-97328-1

Method: 8290 - Dioxins and Furans (HRGC/HRMS) (Continued)

Lab Sample ID: 320-97328-12 MS

Matrix: Water

Analysis Batch: 659784

Client Sample ID: MW-3.12R-02282023

Prep Type: Total/NA

Prep Batch: 658620

Analyte	Sample	Sample	Spike	MS	MS	Unit	D	%Rec	%Rec	Limits
	Result	Qualifier	Added	Result	Qualifier					
2,3,7,8-TCDD	ND		187	179		pg/L		96		72 - 128
1,2,3,7,8-PeCDD	ND		937	883		pg/L		94		71 - 135
1,2,3,4,7,8-HxCDD	1.9	J B q	937	865		pg/L		92		67 - 130
1,2,3,6,7,8-HxCDD	ND		937	881		pg/L		94		61 - 144
1,2,3,7,8,9-HxCDD	0.64	J B	937	879		pg/L		94		61 - 140
1,2,3,4,6,7,8-HpCDD	5.7	J B	937	851		pg/L		90		71 - 134
OCDD	15	J B	1870	1780		pg/L		94		72 - 134
2,3,7,8-TCDF	ND		187	190		pg/L		101		67 - 135
1,2,3,7,8-PeCDF	ND		937	850		pg/L		91		70 - 133
2,3,4,7,8-PeCDF	ND		937	853		pg/L		91		69 - 135
1,2,3,4,7,8-HxCDF	ND		937	913		pg/L		97		69 - 140
1,2,3,6,7,8-HxCDF	ND		937	890		pg/L		95		62 - 155
2,3,4,6,7,8-HxCDF	0.58	J q	937	893		pg/L		95		70 - 146
1,2,3,7,8,9-HxCDF	0.71	J	937	888		pg/L		95		71 - 142
1,2,3,4,6,7,8-HpCDF	1.6	J B	937	898		pg/L		96		68 - 137
1,2,3,4,7,8,9-HpCDF	0.60	J B q	937	878		pg/L		94		74 - 134
OCDF	4.7	J B	1870	1810		pg/L		96		65 - 143

Isotope Dilution	MS	MS	Limits
	%Recovery	Qualifier	
13C-2,3,7,8-TCDD	86		40 - 135
13C-1,2,3,7,8-PeCDD	101		40 - 135
13C-1,2,3,6,7,8-HxCDD	88		40 - 135
13C-1,2,3,4,6,7,8-HpCDD	96		40 - 135
13C-OCDD	86		40 - 135
13C-2,3,4,7,8-PeCDF	82		40 - 135
13C-2,3,7,8-TCDF	71		40 - 135
13C-1,2,3,4,7,8-HxCDD	89		40 - 135
13C-1,2,3,7,8-PeCDF	86		40 - 135
13C-1,2,3,4,7,8-HxCDF	80		40 - 135
13C-1,2,3,4,6,7,8-HpCDF	77		40 - 135
13C-1,2,3,6,7,8-HxCDF	78		40 - 135
13C-1,2,3,7,8,9-HxCDF	78		40 - 135
13C-2,3,4,6,7,8-HxCDF	80		40 - 135
13C-1,2,3,4,7,8,9-HpCDF	81		40 - 135
13C-OCDF	77		40 - 135

Lab Sample ID: 320-97328-12 MSD

Matrix: Water

Analysis Batch: 659784

Client Sample ID: MW-3.12R-02282023

Prep Type: Total/NA

Prep Batch: 658620

Analyte	Sample	Sample	Spike	MSD	MSD	Unit	D	%Rec	%Rec	Limits	RPD	Limit
	Result	Qualifier	Added	Result	Qualifier							
2,3,7,8-TCDD	ND		187	177		pg/L		95		72 - 128	1	20
1,2,3,7,8-PeCDD	ND		935	873		pg/L		93		71 - 135	1	20
1,2,3,4,7,8-HxCDD	1.9	J B q	935	823		pg/L		88		67 - 130	5	20
1,2,3,6,7,8-HxCDD	ND		935	886		pg/L		95		61 - 144	1	20
1,2,3,7,8,9-HxCDD	0.64	J B	935	858		pg/L		92		61 - 140	2	20
1,2,3,4,6,7,8-HpCDD	5.7	J B	935	822		pg/L		87		71 - 134	3	20
OCDD	15	J B	1870	1740		pg/L		92		72 - 134	2	20
2,3,7,8-TCDF	ND		187	187		pg/L		100		67 - 135	2	20

Eurofins Sacramento

QC Sample Results

Client: Kennedy/Jenks Consultants
 Project/Site: Mendocino Railway Groundwater

Job ID: 320-97328-1

Method: 8290 - Dioxins and Furans (HRGC/HRMS) (Continued)

Lab Sample ID: 320-97328-12 MSD

Matrix: Water

Analysis Batch: 659784

Client Sample ID: MW-3.12R-02282023

Prep Type: Total/NA

Prep Batch: 658620

Analyte	Sample	Sample	Spike	MSD	MSD	Unit	D	%Rec	%Rec	RPD	RPD
	Result	Qualifier	Added	Result	Qualifier						
1,2,3,7,8-PeCDF	ND		935	830		pg/L		89	70 - 133	2	20
2,3,4,7,8-PeCDF	ND		935	845		pg/L		90	69 - 135	1	20
1,2,3,4,7,8-HxCDF	ND		935	867		pg/L		93	69 - 140	5	20
1,2,3,6,7,8-HxCDF	ND		935	877		pg/L		94	62 - 155	2	20
2,3,4,6,7,8-HxCDF	0.58	J q	935	879		pg/L		94	70 - 146	2	20
1,2,3,7,8,9-HxCDF	0.71	J	935	871		pg/L		93	71 - 142	2	20
1,2,3,4,6,7,8-HpCDF	1.6	J B	935	886		pg/L		95	68 - 137	1	20
1,2,3,4,7,8,9-HpCDF	0.60	J B q	935	851		pg/L		91	74 - 134	3	20
OCDF	4.7	J B	1870	1780		pg/L		95	65 - 143	2	20
MSD MSD											
Isotope Dilution	%Recovery	Qualifier	Limits								
13C-2,3,7,8-TCDD	89		40 - 135								
13C-1,2,3,7,8-PeCDD	103		40 - 135								
13C-1,2,3,6,7,8-HxCDD	86		40 - 135								
13C-1,2,3,4,6,7,8-HpCDD	96		40 - 135								
13C-OCDD	85		40 - 135								
13C-2,3,4,7,8-PeCDF	85		40 - 135								
13C-2,3,7,8-TCDF	75		40 - 135								
13C-1,2,3,4,7,8-HxCDD	90		40 - 135								
13C-1,2,3,7,8-PeCDF	87		40 - 135								
13C-1,2,3,4,7,8-HxCDF	82		40 - 135								
13C-1,2,3,4,6,7,8-HpCDF	76		40 - 135								
13C-1,2,3,6,7,8-HxCDF	78		40 - 135								
13C-1,2,3,7,8,9-HxCDF	79		40 - 135								
13C-2,3,4,6,7,8-HxCDF	79		40 - 135								
13C-1,2,3,4,7,8,9-HpCDF	82		40 - 135								
13C-OCDF	78		40 - 135								

Method: 6020 - Metals (ICP/MS)

Lab Sample ID: MB 320-659355/1-A

Matrix: Water

Analysis Batch: 660710

Client Sample ID: Method Blank

Prep Type: Total Recoverable

Prep Batch: 659355

Analyte	MB	MB	RL	MDL	Unit	D	Prepared	Analyzed	Dil Fac
	Result	Qualifier							
Arsenic	ND		0.0020	0.0010	mg/L		03/09/23 05:45	03/14/23 09:46	1
Barium	ND		0.0010	0.00050	mg/L		03/09/23 05:45	03/14/23 09:46	1

Lab Sample ID: LCS 320-659355/2-A

Matrix: Water

Analysis Batch: 660710

Client Sample ID: Lab Control Sample

Prep Type: Total Recoverable

Prep Batch: 659355

Analyte	Spike	LCS	LCS	Unit	D	%Rec	%Rec
Arsenic	0.400	0.353		mg/L		88	80 - 120
Barium	0.400	0.328		mg/L		82	80 - 120

Eurofins Sacramento

QC Association Summary

Client: Kennedy/Jenks Consultants
 Project/Site: Mendocino Railway Groundwater

Job ID: 320-97328-1

GC/MS VOA

Analysis Batch: 419970

Lab Sample ID	Client Sample ID	Prep Type	Matrix	Method	Prep Batch
320-97328-7	MW-3.13-03012023	Total/NA	Water	8260D	
320-97328-8	MW-3.16R-03012023	Total/NA	Water	8260D	
MB 580-419970/7	Method Blank	Total/NA	Water	8260D	
LCS 580-419970/4	Lab Control Sample	Total/NA	Water	8260D	
LCSD 580-419970/5	Lab Control Sample Dup	Total/NA	Water	8260D	

Analysis Batch: 420023

Lab Sample ID	Client Sample ID	Prep Type	Matrix	Method	Prep Batch
320-97328-17	EB-1-03012023	Total/NA	Water	8260D	
MB 580-420023/7	Method Blank	Total/NA	Water	8260D	
LCS 580-420023/4	Lab Control Sample	Total/NA	Water	8260D	
LCSD 580-420023/5	Lab Control Sample Dup	Total/NA	Water	8260D	

Analysis Batch: 420099

Lab Sample ID	Client Sample ID	Prep Type	Matrix	Method	Prep Batch
320-97328-9	MW-3.18-03012023	Total/NA	Water	8260D	
MB 580-420099/7	Method Blank	Total/NA	Water	8260D	
LCS 580-420099/4	Lab Control Sample	Total/NA	Water	8260D	
LCSD 580-420099/5	Lab Control Sample Dup	Total/NA	Water	8260D	

Analysis Batch: 420104

Lab Sample ID	Client Sample ID	Prep Type	Matrix	Method	Prep Batch
320-97328-4	MW-3.2-02282023	Total/NA	Water	8260D	
320-97328-5	DUP-1-02282023	Total/NA	Water	8260D	
320-97328-6	MW-3.3-03012023	Total/NA	Water	8260D	
320-97328-10	TB-1-02282023	Total/NA	Water	8260D	
320-97328-11	EB-2-02282023	Total/NA	Water	8260D	
MB 580-420104/7	Method Blank	Total/NA	Water	8260D	
LCS 580-420104/4	Lab Control Sample	Total/NA	Water	8260D	
LCSD 580-420104/5	Lab Control Sample Dup	Total/NA	Water	8260D	

Analysis Batch: 660347

Lab Sample ID	Client Sample ID	Prep Type	Matrix	Method	Prep Batch
320-97328-11	EB-2-02282023	Total/NA	Water	8260B	
MB 320-660347/10	Method Blank	Total/NA	Water	8260B	
LCS 320-660347/7	Lab Control Sample	Total/NA	Water	8260B	
LCSD 320-660347/8	Lab Control Sample Dup	Total/NA	Water	8260B	

GC/MS Semi VOA

Prep Batch: 419590

Lab Sample ID	Client Sample ID	Prep Type	Matrix	Method	Prep Batch
320-97328-12	MW-3.12R-02282023	Total/NA	Water	3510C	
320-97328-13	DUP-2-02282023	Total/NA	Water	3510C	
320-97328-14	MW-3.9-02282023	Total/NA	Water	3510C	
320-97328-17	EB-1-03012023	Total/NA	Water	3510C	
MB 580-419590/1-A	Method Blank	Total/NA	Water	3510C	
LCS 580-419590/2-A	Lab Control Sample	Total/NA	Water	3510C	
LCSD 580-419590/3-A	Lab Control Sample Dup	Total/NA	Water	3510C	
320-97328-12 MS	MW-3.12R-02282023	Total/NA	Water	3510C	
320-97328-12 MSD	MW-3.12R-02282023	Total/NA	Water	3510C	

Eurofins Sacramento

QC Association Summary

Client: Kennedy/Jenks Consultants
 Project/Site: Mendocino Railway Groundwater

Job ID: 320-97328-1

GC/MS Semi VOA

Analysis Batch: 420153

Lab Sample ID	Client Sample ID	Prep Type	Matrix	Method	Prep Batch
320-97328-12	MW-3.12R-02282023	Total/NA	Water	8270E SIM	419590
320-97328-13	DUP-2-02282023	Total/NA	Water	8270E SIM	419590
320-97328-14	MW-3.9-02282023	Total/NA	Water	8270E SIM	419590
320-97328-17	EB-1-03012023	Total/NA	Water	8270E SIM	419590
MB 580-419590/1-A	Method Blank	Total/NA	Water	8270E SIM	419590
LCS 580-419590/2-A	Lab Control Sample	Total/NA	Water	8270E SIM	419590
LCSD 580-419590/3-A	Lab Control Sample Dup	Total/NA	Water	8270E SIM	419590
320-97328-12 MS	MW-3.12R-02282023	Total/NA	Water	8270E SIM	419590
320-97328-12 MSD	MW-3.12R-02282023	Total/NA	Water	8270E SIM	419590

GC Semi VOA

Prep Batch: 658409

Lab Sample ID	Client Sample ID	Prep Type	Matrix	Method	Prep Batch
320-97328-4	MW-3.2-02282023	Silica Gel Cleanup	Water	3510C SGC	
320-97328-5	DUP-1-02282023	Silica Gel Cleanup	Water	3510C SGC	
320-97328-11	EB-2-02282023	Silica Gel Cleanup	Water	3510C SGC	
MB 320-658409/1-A	Method Blank	Silica Gel Cleanup	Water	3510C SGC	
LCS 320-658409/2-A	Lab Control Sample	Silica Gel Cleanup	Water	3510C SGC	
LCSD 320-658409/3-A	Lab Control Sample Dup	Silica Gel Cleanup	Water	3510C SGC	

Prep Batch: 658661

Lab Sample ID	Client Sample ID	Prep Type	Matrix	Method	Prep Batch
320-97328-7	MW-3.13-03012023	Silica Gel Cleanup	Water	3510C SGC	
320-97328-17	EB-1-03012023	Silica Gel Cleanup	Water	3510C SGC	
MB 320-658661/1-A	Method Blank	Silica Gel Cleanup	Water	3510C SGC	
LCS 320-658661/2-A	Lab Control Sample	Silica Gel Cleanup	Water	3510C SGC	
LCSD 320-658661/3-A	Lab Control Sample Dup	Silica Gel Cleanup	Water	3510C SGC	

Analysis Batch: 660684

Lab Sample ID	Client Sample ID	Prep Type	Matrix	Method	Prep Batch
320-97328-4	MW-3.2-02282023	Silica Gel Cleanup	Water	8015C	658409
320-97328-5	DUP-1-02282023	Silica Gel Cleanup	Water	8015C	658409
320-97328-11	EB-2-02282023	Silica Gel Cleanup	Water	8015C	658409
MB 320-658409/1-A	Method Blank	Silica Gel Cleanup	Water	8015C	658409
LCS 320-658409/2-A	Lab Control Sample	Silica Gel Cleanup	Water	8015C	658409
LCSD 320-658409/3-A	Lab Control Sample Dup	Silica Gel Cleanup	Water	8015C	658409

Analysis Batch: 661355

Lab Sample ID	Client Sample ID	Prep Type	Matrix	Method	Prep Batch
320-97328-7	MW-3.13-03012023	Silica Gel Cleanup	Water	8015C	658661
320-97328-17	EB-1-03012023	Silica Gel Cleanup	Water	8015C	658661
MB 320-658661/1-A	Method Blank	Silica Gel Cleanup	Water	8015C	658661
LCS 320-658661/2-A	Lab Control Sample	Silica Gel Cleanup	Water	8015C	658661
LCSD 320-658661/3-A	Lab Control Sample Dup	Silica Gel Cleanup	Water	8015C	658661

Specialty Organics

Prep Batch: 658620

Lab Sample ID	Client Sample ID	Prep Type	Matrix	Method	Prep Batch
320-97328-1	MW-2.2-02282023	Total/NA	Water	8290	
320-97328-2	MW-2.3-02282023	Total/NA	Water	8290	

Eurofins Sacramento

QC Association Summary

Client: Kennedy/Jenks Consultants
 Project/Site: Mendocino Railway Groundwater

Job ID: 320-97328-1

Specialty Organics (Continued)

Prep Batch: 658620 (Continued)

Lab Sample ID	Client Sample ID	Prep Type	Matrix	Method	Prep Batch
320-97328-3	MW-2.7-02282023	Total/NA	Water	8290	
320-97328-12	MW-3.12R-02282023	Total/NA	Water	8290	
320-97328-13	DUP-2-02282023	Total/NA	Water	8290	
320-97328-14	MW-3.9-02282023	Total/NA	Water	8290	
320-97328-17	EB-1-03012023	Total/NA	Water	8290	
MB 320-658620/1-A	Method Blank	Total/NA	Water	8290	
LCS 320-658620/2-A	Lab Control Sample	Total/NA	Water	8290	
320-97328-12 MS	MW-3.12R-02282023	Total/NA	Water	8290	
320-97328-12 MSD	MW-3.12R-02282023	Total/NA	Water	8290	

Analysis Batch: 659784

Lab Sample ID	Client Sample ID	Prep Type	Matrix	Method	Prep Batch
320-97328-12	MW-3.12R-02282023	Total/NA	Water	8290	658620
MB 320-658620/1-A	Method Blank	Total/NA	Water	8290	658620
LCS 320-658620/2-A	Lab Control Sample	Total/NA	Water	8290	658620
320-97328-12 MS	MW-3.12R-02282023	Total/NA	Water	8290	658620
320-97328-12 MSD	MW-3.12R-02282023	Total/NA	Water	8290	658620

Analysis Batch: 659789

Lab Sample ID	Client Sample ID	Prep Type	Matrix	Method	Prep Batch
320-97328-1	MW-2.2-02282023	Total/NA	Water	8290	658620
320-97328-2	MW-2.3-02282023	Total/NA	Water	8290	658620
320-97328-3	MW-2.7-02282023	Total/NA	Water	8290	658620
320-97328-13	DUP-2-02282023	Total/NA	Water	8290	658620
320-97328-14	MW-3.9-02282023	Total/NA	Water	8290	658620
320-97328-17	EB-1-03012023	Total/NA	Water	8290	658620

Metals

Prep Batch: 659355

Lab Sample ID	Client Sample ID	Prep Type	Matrix	Method	Prep Batch
320-97328-11	EB-2-02282023	Dissolved	Water	3005A	
MB 320-659355/1-A	Method Blank	Total Recoverable	Water	3005A	
LCS 320-659355/2-A	Lab Control Sample	Total Recoverable	Water	3005A	

Analysis Batch: 660710

Lab Sample ID	Client Sample ID	Prep Type	Matrix	Method	Prep Batch
320-97328-11	EB-2-02282023	Dissolved	Water	6020	659355
MB 320-659355/1-A	Method Blank	Total Recoverable	Water	6020	659355
LCS 320-659355/2-A	Lab Control Sample	Total Recoverable	Water	6020	659355

Lab Chronicle

Client: Kennedy/Jenks Consultants
Project/Site: Mendocino Railway Groundwater

Job ID: 320-97328-1

Client Sample ID: MW-2.2-02282023

Lab Sample ID: 320-97328-1

Date Collected: 02/28/23 09:00

Matrix: Water

Date Received: 03/02/23 16:04

Prep Type	Batch Type	Batch Method	Run	Dil Factor	Initial Amount	Final Amount	Batch Number	Prepared or Analyzed	Analyst	Lab
Total/NA	Prep	8290			1066.1 mL	20.0 uL	658620	03/07/23 04:25	FC	EET SAC
Total/NA	Analysis	8290		1	1 Sample	1 Sample	659789	03/11/23 13:41	GRB	EET SAC

Client Sample ID: MW-2.3-02282023

Lab Sample ID: 320-97328-2

Date Collected: 02/28/23 09:46

Matrix: Water

Date Received: 03/02/23 16:04

Prep Type	Batch Type	Batch Method	Run	Dil Factor	Initial Amount	Final Amount	Batch Number	Prepared or Analyzed	Analyst	Lab
Total/NA	Prep	8290			1066.1 mL	20.0 uL	658620	03/07/23 04:25	FC	EET SAC
Total/NA	Analysis	8290		1	1 Sample	1 Sample	659789	03/11/23 14:29	GRB	EET SAC

Client Sample ID: MW-2.7-02282023

Lab Sample ID: 320-97328-3

Date Collected: 02/28/23 10:39

Matrix: Water

Date Received: 03/02/23 16:04

Prep Type	Batch Type	Batch Method	Run	Dil Factor	Initial Amount	Final Amount	Batch Number	Prepared or Analyzed	Analyst	Lab
Total/NA	Prep	8290			1067.8 mL	20.0 uL	658620	03/07/23 04:25	FC	EET SAC
Total/NA	Analysis	8290		1	1 Sample	1 Sample	659789	03/11/23 15:17	GRB	EET SAC

Client Sample ID: MW-3.2-02282023

Lab Sample ID: 320-97328-4

Date Collected: 02/28/23 14:02

Matrix: Water

Date Received: 03/02/23 16:04

Prep Type	Batch Type	Batch Method	Run	Dil Factor	Initial Amount	Final Amount	Batch Number	Prepared or Analyzed	Analyst	Lab
Total/NA	Analysis	8260D		1	10 mL	10 mL	420104	03/10/23 14:59	ITR	EET SEA
Silica Gel Cleanup	Prep	3510C SGC			1061.4 mL	3 mL	658409	03/06/23 10:41	MM1	EET SAC
Silica Gel Cleanup	Analysis	8015C		1	1 mL	1 mL	660684	03/14/23 17:36	K1D	EET SAC

Client Sample ID: DUP-1-02282023

Lab Sample ID: 320-97328-5

Date Collected: 02/28/23 14:13

Matrix: Water

Date Received: 03/02/23 16:04

Prep Type	Batch Type	Batch Method	Run	Dil Factor	Initial Amount	Final Amount	Batch Number	Prepared or Analyzed	Analyst	Lab
Total/NA	Analysis	8260D		1	10 mL	10 mL	420104	03/10/23 15:21	ITR	EET SEA
Silica Gel Cleanup	Prep	3510C SGC			1063.7 mL	3 mL	658409	03/06/23 10:41	MM1	EET SAC
Silica Gel Cleanup	Analysis	8015C		1	1 mL	1 mL	660684	03/14/23 18:05	K1D	EET SAC

Client Sample ID: MW-3.3-03012023

Lab Sample ID: 320-97328-6

Date Collected: 03/01/23 10:24

Matrix: Water

Date Received: 03/02/23 16:04

Prep Type	Batch Type	Batch Method	Run	Dil Factor	Initial Amount	Final Amount	Batch Number	Prepared or Analyzed	Analyst	Lab
Total/NA	Analysis	8260D		1	10 mL	10 mL	420104	03/10/23 19:41	ITR	EET SEA

Eurofins Sacramento

Lab Chronicle

Client: Kennedy/Jenks Consultants
Project/Site: Mendocino Railway Groundwater

Job ID: 320-97328-1

Client Sample ID: MW-3.13-03012023

Lab Sample ID: 320-97328-7

Date Collected: 03/01/23 08:39

Matrix: Water

Date Received: 03/02/23 16:04

Prep Type	Batch Type	Batch Method	Run	Dil Factor	Initial Amount	Final Amount	Batch Number	Prepared or Analyzed	Analyst	Lab
Total/NA	Analysis	8260D		1	10 mL	10 mL	419970	03/09/23 19:11	JSM	EET SEA
Silica Gel Cleanup	Prep	3510C SGC			1064.3 mL	3 mL	658661	03/07/23 09:09	AS	EET SAC
Silica Gel Cleanup	Analysis	8015C		1	1 mL	1 mL	661355	03/16/23 13:50	RAR	EET SAC

Client Sample ID: MW-3.16R-03012023

Lab Sample ID: 320-97328-8

Date Collected: 03/01/23 07:56

Matrix: Water

Date Received: 03/02/23 16:04

Prep Type	Batch Type	Batch Method	Run	Dil Factor	Initial Amount	Final Amount	Batch Number	Prepared or Analyzed	Analyst	Lab
Total/NA	Analysis	8260D		1	10 mL	10 mL	419970	03/09/23 19:33	JSM	EET SEA

Client Sample ID: MW-3.18-03012023

Lab Sample ID: 320-97328-9

Date Collected: 03/01/23 09:23

Matrix: Water

Date Received: 03/02/23 16:04

Prep Type	Batch Type	Batch Method	Run	Dil Factor	Initial Amount	Final Amount	Batch Number	Prepared or Analyzed	Analyst	Lab
Total/NA	Analysis	8260D		1	10 mL	10 mL	420099	03/10/23 21:15	ITR	EET SEA

Client Sample ID: TB-1-02282023

Lab Sample ID: 320-97328-10

Date Collected: 02/28/23 13:30

Matrix: Water

Date Received: 03/02/23 16:04

Prep Type	Batch Type	Batch Method	Run	Dil Factor	Initial Amount	Final Amount	Batch Number	Prepared or Analyzed	Analyst	Lab
Total/NA	Analysis	8260D		1	10 mL	10 mL	420104	03/10/23 14:16	ITR	EET SEA

Client Sample ID: EB-2-02282023

Lab Sample ID: 320-97328-11

Date Collected: 02/28/23 16:30

Matrix: Water

Date Received: 03/02/23 16:04

Prep Type	Batch Type	Batch Method	Run	Dil Factor	Initial Amount	Final Amount	Batch Number	Prepared or Analyzed	Analyst	Lab
Total/NA	Analysis	8260B		1	50 mL	50 mL	660347	03/13/23 15:01	SS	EET SAC
Total/NA	Analysis	8260D		1	10 mL	10 mL	420104	03/10/23 14:38	ITR	EET SEA
Silica Gel Cleanup	Prep	3510C SGC			1065.5 mL	3 mL	658409	03/06/23 10:41	MM1	EET SAC
Silica Gel Cleanup	Analysis	8015C		1	1 mL	1 mL	660684	03/14/23 18:33	K1D	EET SAC
Dissolved	Prep	3005A			50 mL	50 mL	659355	03/09/23 05:45	NIM	EET SAC
Dissolved	Analysis	6020		1			660710	03/14/23 10:37	GSH	EET SAC

Client Sample ID: MW-3.12R-02282023

Lab Sample ID: 320-97328-12

Date Collected: 02/28/23 12:23

Matrix: Water

Date Received: 03/02/23 16:04

Prep Type	Batch Type	Batch Method	Run	Dil Factor	Initial Amount	Final Amount	Batch Number	Prepared or Analyzed	Analyst	Lab
Total/NA	Prep	3510C			250 mL	1 mL	419590	03/06/23 10:42	TGO	EET SEA
Total/NA	Analysis	8270E SIM		1	1 mL	1 mL	420153	03/12/23 12:28	T1L	EET SEA
Total/NA	Prep	8290			1067.6 mL	20.0 uL	658620	03/07/23 04:25	FC	EET SAC
Total/NA	Analysis	8290		1	1 Sample	1 Sample	659784	03/10/23 23:44	JBC	EET SAC

Eurofins Sacramento

Lab Chronicle

Client: Kennedy/Jenks Consultants
 Project/Site: Mendocino Railway Groundwater

Job ID: 320-97328-1

Client Sample ID: DUP-2-02282023

Lab Sample ID: 320-97328-13

Date Collected: 02/28/23 13:00

Matrix: Water

Date Received: 03/02/23 16:04

Prep Type	Batch Type	Batch Method	Run	Dil Factor	Initial Amount	Final Amount	Batch Number	Prepared or Analyzed	Analyst	Lab
Total/NA	Prep	3510C			250 mL	1 mL	419590	03/06/23 10:42	TGO	EET SEA
Total/NA	Analysis	8270E SIM		1	1 mL	1 mL	420153	03/12/23 13:40	T1L	EET SEA
Total/NA	Prep	8290			1068.1 mL	20.0 uL	658620	03/07/23 04:25	FC	EET SAC
Total/NA	Analysis	8290		1	1 Sample	1 Sample	659789	03/11/23 16:05	GRB	EET SAC

Client Sample ID: MW-3.9-02282023

Lab Sample ID: 320-97328-14

Date Collected: 02/28/23 11:24

Matrix: Water

Date Received: 03/02/23 16:04

Prep Type	Batch Type	Batch Method	Run	Dil Factor	Initial Amount	Final Amount	Batch Number	Prepared or Analyzed	Analyst	Lab
Total/NA	Prep	3510C			247.6 mL	1 mL	419590	03/06/23 10:42	TGO	EET SEA
Total/NA	Analysis	8270E SIM		1	1 mL	1 mL	420153	03/12/23 14:04	T1L	EET SEA
Total/NA	Prep	8290			1066.7 mL	20.0 uL	658620	03/07/23 04:25	FC	EET SAC
Total/NA	Analysis	8290		1	1 Sample	1 Sample	659789	03/11/23 16:53	GRB	EET SAC

Client Sample ID: EB-1-03012023

Lab Sample ID: 320-97328-17

Date Collected: 03/01/23 10:40

Matrix: Water

Date Received: 03/02/23 16:04

Prep Type	Batch Type	Batch Method	Run	Dil Factor	Initial Amount	Final Amount	Batch Number	Prepared or Analyzed	Analyst	Lab
Total/NA	Analysis	8260D		1	10 mL	10 mL	420023	03/09/23 23:10	JBT	EET SEA
Total/NA	Prep	3510C			247.8 mL	1 mL	419590	03/06/23 10:42	TGO	EET SEA
Total/NA	Analysis	8270E SIM		1	1 mL	1 mL	420153	03/12/23 14:28	T1L	EET SEA
Silica Gel Cleanup	Prep	3510C SGC			1066.2 mL	3 mL	658661	03/07/23 09:09	AS	EET SAC
Silica Gel Cleanup	Analysis	8015C		1	1 mL	1 mL	661355	03/16/23 14:14	RAR	EET SAC
Total/NA	Prep	8290			1065.9 mL	20.0 uL	658620	03/07/23 04:25	FC	EET SAC
Total/NA	Analysis	8290		1	1 Sample	1 Sample	659789	03/11/23 17:41	GRB	EET SAC

Laboratory References:

EET SAC = Eurofins Sacramento, 880 Riverside Parkway, West Sacramento, CA 95605, TEL (916)373-5600

EET SEA = Eurofins Seattle, 5755 8th Street East, Tacoma, WA 98424, TEL (253)922-2310

SC0046 = North Coast Laboratories LTD, 5680 West End Road, Arcata, CA 95521

Accreditation/Certification Summary

Client: Kennedy/Jenks Consultants
Project/Site: Mendocino Railway Groundwater

Job ID: 320-97328-1

Laboratory: Eurofins Sacramento

Unless otherwise noted, all analytes for this laboratory were covered under each accreditation/certification below.

Authority	Program	Identification Number	Expiration Date
California	State	2897	01-22-24

The following analytes are included in this report, but the laboratory is not certified by the governing authority. This list may include analytes for which the agency does not offer certification.

Analysis Method	Prep Method	Matrix	Analyte
TEQ		Water	Total TEQ

Laboratory: Eurofins Seattle

The accreditations/certifications listed below are applicable to this report.

Authority	Program	Identification Number	Expiration Date
California	State	2954	07-07-23



Method Summary

Client: Kennedy/Jenks Consultants
Project/Site: Mendocino Railway Groundwater

Job ID: 320-97328-1

Method	Method Description	Protocol	Laboratory
8260B	Volatile Organic Compounds (GC/MS)	SW846	EET SAC
8260D	Volatile Organic Compounds by GC/MS	SW846	EET SEA
8270E SIM	Semivolatile Organic Compounds (GC/MS SIM)	SW846	EET SEA
8015C	Diesel Range Organics (DRO) (GC)	EPA	EET SAC
8290	Dioxins and Furans (HRGC/HRMS)	SW846	EET SAC
TEQ	Total TEQ Calculation	Lab SOP	EET SAC
6020	Metals (ICP/MS)	SW846	EET SAC
Subcontract	Atrazine by Method 507	None	SC0046
3005A	Preparation, Total Recoverable or Dissolved Metals	SW846	EET SAC
3510C	Liquid-Liquid Extraction (Separatory Funnel)	SW846	EET SEA
3510C SGC	Liquid-Liquid Extraction (Separatory Funnel)	SW846	EET SAC
5030B	Purge and Trap	SW846	EET SAC
5030B	Purge and Trap	SW846	EET SEA
8290	Separatory Funnel (Liquid-Liquid) Extraction of Dioxins and Furans	SW846	EET SAC

Protocol References:

EPA = US Environmental Protection Agency

Lab SOP = Laboratory Standard Operating Procedure

None = None

SW846 = "Test Methods For Evaluating Solid Waste, Physical/Chemical Methods", Third Edition, November 1986 And Its Updates.

Laboratory References:

EET SAC = Eurofins Sacramento, 880 Riverside Parkway, West Sacramento, CA 95605, TEL (916)373-5600

EET SEA = Eurofins Seattle, 5755 8th Street East, Tacoma, WA 98424, TEL (253)922-2310


SC0046 = North Coast Laboratories LTD, 5680 West End Road, Arcata, CA 95521

Sample Summary

Client: Kennedy/Jenks Consultants
Project/Site: Mendocino Railway Groundwater

Job ID: 320-97328-1

Lab Sample ID	Client Sample ID	Matrix	Collected	Received
320-97328-1	MW-2.2-02282023	Water	02/28/23 09:00	03/02/23 16:04
320-97328-2	MW-2.3-02282023	Water	02/28/23 09:46	03/02/23 16:04
320-97328-3	MW-2.7-02282023	Water	02/28/23 10:39	03/02/23 16:04
320-97328-4	MW-3.2-02282023	Water	02/28/23 14:02	03/02/23 16:04
320-97328-5	DUP-1-02282023	Water	02/28/23 14:13	03/02/23 16:04
320-97328-6	MW-3.3-03012023	Water	03/01/23 10:24	03/02/23 16:04
320-97328-7	MW-3.13-03012023	Water	03/01/23 08:39	03/02/23 16:04
320-97328-8	MW-3.16R-03012023	Water	03/01/23 07:56	03/02/23 16:04
320-97328-9	MW-3.18-03012023	Water	03/01/23 09:23	03/02/23 16:04
320-97328-10	TB-1-02282023	Water	02/28/23 13:30	03/02/23 16:04
320-97328-11	EB-2-02282023	Water	02/28/23 16:30	03/02/23 16:04
320-97328-12	MW-3.12R-02282023	Water	02/28/23 12:23	03/02/23 16:04
320-97328-13	DUP-2-02282023	Water	02/28/23 13:00	03/02/23 16:04
320-97328-14	MW-3.9-02282023	Water	02/28/23 11:24	03/02/23 16:04
320-97328-15	MW-9.1-02282023	Water	02/28/23 16:07	03/02/23 16:04
320-97328-16	MW-9.2-02282023	Water	02/28/23 15:14	03/02/23 16:04
320-97328-17	EB-1-03012023	Water	03/01/23 10:40	03/02/23 16:04





**NORTH COAST
LABORATORIES LTD.**

March 14, 2023

Eurofins Sacramento
880 Riverside Parkway
Sacramento, CA 95605

Attn: Afsaneh Salimpour

Order No.: 2303070
Invoice No.: 169323
PO No.: NOT PROVIDED
ELAP No.1247-Expires July 2024

RE: 32020788 Mendocino Railway Groundwater

SAMPLE IDENTIFICATION

Fraction	Client Sample Description
01A	EB-2-02282023 (320-97328-11)
02A	MW-9.1-02282023 (320-97328-15)
03A	MW-9.2-02282023 (320-97328-16)

ND = Not Detected at the Reporting Limit
Limit = Reporting Limit
Flag = Explanation in Case Narrative
All solid results are expressed on a wet-weight basis unless otherwise noted.

Approved for release by:

Roxanne Golich, Project Manager

1

2

3

4

5

6

7

8

9

10

11

12

13

14

15

16

17

18

Date: 14-Mar-2023**WorkOrder:** 2303070**ANALYTICAL REPORT****Client Sample ID:** EB-2-02282023 (320-97328-11)**Received:** 3/6/2023**Lab ID:** 2303070-01A**Collected:** 2/28/2023 16:30**Test Name:** Nitrogen-Phosphorous Containing Pesticides**Reference:** EPA 507

<u>Parameter</u>	<u>Result</u>	<u>Flag</u>	<u>Limit</u>	<u>Units</u>	<u>DF</u>	<u>Prepared</u>	<u>Analyzed</u>
Atrazine	ND		0.25	µg/L	1.0	03/10/2023	3/10/2023 22:25
Surrogate: 1,3-Dimethyl-2-nitrobenzene	85.6		70-130	% Rec	1.0	03/10/2023	3/10/2023 22:25

Client Sample ID: MW-9.1-02282023 (320-97328-15)**Received:** 3/6/2023**Lab ID:** 2303070-02A**Collected:** 2/28/2023 16:07**Test Name:** Nitrogen-Phosphorous Containing Pesticides**Reference:** EPA 507

<u>Parameter</u>	<u>Result</u>	<u>Flag</u>	<u>Limit</u>	<u>Units</u>	<u>DF</u>	<u>Prepared</u>	<u>Analyzed</u>
Atrazine	ND		0.25	µg/L	1.0	03/10/2023	3/10/2023 22:57
Surrogate: 1,3-Dimethyl-2-nitrobenzene	84.0		70-130	% Rec	1.0	03/10/2023	3/10/2023 22:57

Client Sample ID: MW-9.2-02282023 (320-97328-16)**Received:** 3/6/2023**Lab ID:** 2303070-03A**Collected:** 2/28/2023 15:14**Test Name:** Nitrogen-Phosphorous Containing Pesticides**Reference:** EPA 507

<u>Parameter</u>	<u>Result</u>	<u>Flag</u>	<u>Limit</u>	<u>Units</u>	<u>DF</u>	<u>Prepared</u>	<u>Analyzed</u>
Atrazine	0.29		0.25	µg/L	1.0	03/10/2023	3/10/2023 23:29
Surrogate: 1,3-Dimethyl-2-nitrobenzene	90.7		70-130	% Rec	1.0	03/10/2023	3/10/2023 23:29

North Coast Laboratories, Ltd.

Date: 3/14/2023

CLIENT: Eurofins Sacramento
Work Order: 2303070
Project: 32020788 Mendocino Railway Groundwater

QC SUMMARY REPORT

Method Blank

Analyte	Result	Limit	SPK value	SPK Ref Val	% Rec	LowLimit	HighLimit	RPD Ref Val	%RPD	RPDLimit	Qual
Atrazine	ND	0.25									
Surrogate: 1,3-Dimethyl-2-nitrobenze	1.58	0.20	2.00	0	78.7%	70	130	0			

Qualifiers: ND - Not Detected at the Reporting Limit
 J - Analyte detected below quantitation limits

S - Spike Recovery outside accepted recovery limits
 R - RPD outside accepted recovery limits

B - Analyte detected in the associated Method Blank

Page 1 of 1

North Coast Laboratories, Ltd.

Date: 3/14/2023

CLIENT: Eurofins Sacramento
Work Order: 2303070
Project: 32020788 Mendocino Railway Groundwater

QC SUMMARY REPORT

Sample Matrix Spike

Analyte	Result	Limit	SPK value	SPK Ref Val	% Rec	LowLimit	HighLimit	RPD Ref Val	%RPD	RPDLimit	Qual
Atrazine	1.117	0.25	1.25	0	89.4%	65	135	0			
Surrogate: 1,3-Dimethyl-2-nitrobenze	1.79	0.20	2.00	0	89.7%	70	130	0			

Qualifiers: ND - Not Detected at the Reporting Limit
 J - Analyte detected below quantitation limits

S - Spike Recovery outside accepted recovery limits
 R - RPD outside accepted recovery limits

B - Analyte detected in the associated Method Blank

Page 1 of 1

North Coast Laboratories, Ltd.

Date: 3/14/2023

CLIENT: Eurofins Sacramento
Work Order: 2303070
Project: 32020788 Mendocino Railway Groundwater

QC SUMMARY REPORT
 Laboratory Control Spike

Analyte	Result	Limit	SPK value	SPK Ref Val	% Rec	LowLimit	HighLimit	RPD Ref Val	%RPD	RPDLimit	Qual
Atrazine	1.058	0.25	1.25	0	84.6%	70	130	0			
Surrogate: 1,3-Dimethyl-2-nitrobenze	1.65	0.20	2.00	0	82.3%	70	130	0			

Analyte	Result	Limit	SPK value	SPK Ref Val	% Rec	LowLimit	HighLimit	RPD Ref Val	%RPD	RPDLimit	Qual
Atrazine	0.9339	0.25	1.25	0	74.7%	70	130	1.06	12.4%	30	
Surrogate: 1,3-Dimethyl-2-nitrobenze	1.46	0.20	2.00	0	72.9%	70	130	1.65	12.2%	30	

Qualifiers: ND - Not Detected at the Reporting Limit
 J - Analyte detected below quantitation limits

S - Spike Recovery outside accepted recovery limits
 R - RPD outside accepted recovery limits

B - Analyte detected in the associated Method Blank

Page 1 of 1

Eurofins Sacramento

880 Riverside Parkway
West Sacramento, CA 95605
Phone: 916-373-5600 Fax: 916-372-1059

Chain of Custody Record



2303070

eurofins Environment Testing

Client Information (Sub Contract Lab)				Sampler:		Lab PM: Salimpour, Afsaneh F		Carrier Tracking No(s):		COC No: 320-300507.1			
Client Contact: Shipping/Receiving				Phone:		E-Mail: Afsaneh.Salimpour@et.eurofinsus.com		State of Origin: California		Page: Page 1 of 1			
Company: North Coast Laboratories LTD				Accreditations Required (See note): State - California				Job #: 320-97328-1					
Address: 5680 West End Road,		Due Date Requested: 3/14/2023		Analysis Requested								Preservation Codes: A - HCL M - Hexane B - NaOH N - None C - Zn Acetate O - AsNaO2 D - Nitric Acid P - Na2O4S E - NaHSO4 Q - Na2SO3 F - MeOH R - Na2S2O3 G - Amchlor S - H2SO4 H - Ascorbic Acid T - TSP Dodecahydrate I - Ice U - Acetone J - DI Water V - MCAA K - EDTA W - pH 4-5 L - EDA Y - Trizma Z - other (specify)	
City: Arcata		TAT Requested (days):											
State, Zip: CA, 95521		PO #:		Field Filtered Sample (Yes or No)		Perform MS/MSD (Yes or No)		SUB (Atrazine by Method 507)		Total Number of containers			
Phone:		WO #:											
Email:		Project #: 32020788		Project #: 32020788		SSOW#:		Project Name: Mendocino Railway Groundwater		Site:			
Project Name: Mendocino Railway Groundwater		Project #: 32020788		Project #: 32020788		SSOW#:		Project Name: Mendocino Railway Groundwater		Site:			
Site:		SSOW#:		Project Name: Mendocino Railway Groundwater		Site:		Project Name: Mendocino Railway Groundwater		Site:			
Sample Identification - Client ID (Lab ID)		Sample Date		Sample Time		Sample Type (C=comp, G=grab)		Matrix (W=water, S=solid, O=waste/soil, BT=Tissue, A=Air)		Special Instructions/Note:			
EB-2-02282023 (320-97328-11)		2/28/23		16:30 Pacific		Water		X		2			
MW-9.1-02282023 (320-97328-15)		2/28/23		16:07 Pacific		Water		X		2			
MW-9.2-02282023 (320-97328-16)		2/28/23		15:14 Pacific		Water		X		2			
Note: Since laboratory accreditations are subject to change, Eurofins Environment Testing Northern California, LLC places the ownership of method, analyte & accreditation compliance upon our subcontract laboratories. This sample shipment is forwarded under chain-of-custody. If the laboratory does not currently maintain accreditation in the State of Origin listed above for analysis/tests/matrix being analyzed, the samples must be shipped back to the Eurofins Environment Testing Northern California, LLC laboratory or other instructions will be provided. Any changes to accreditation status should be brought to Eurofins Environment Testing Northern California, LLC attention immediately. If all requested accreditations are current to date, return the signed Chain of Custody attesting to said compliance to Eurofins Environment Testing Northern California, LLC.													
Possible Hazard Identification						Sample Disposal (A fee may be assessed if samples are retained longer than 1 month)							
Unconfirmed						<input type="checkbox"/> Return To Client <input type="checkbox"/> Disposal By Lab <input type="checkbox"/> Archive For _____ Months							
Deliverable Requested: I, II, III, IV, Other (specify)				Primary Deliverable Rank: 2		Special Instructions/QC Requirements:							
Empty Kit Relinquished by:				Date:		Time:		Method of Shipment:					
Relinquished by:		Date/Time:		Company:		Received by:		Date/Time:		Company:			
[Signature]		3-3-23 11:30		EETSAC		AMW		3/3/23 11:30		NCL			
Relinquished by:		Date/Time:		Company:		Received by:		Date/Time:		Company:			
Relinquished by:		Date/Time:		Company:		Received by:		Date/Time:		Company:			
Custody Seals Intact:		Custody Seal No.:		Cooler Temperature(s) °C and Other Remarks:									
Δ Yes Δ No		1517098		0.6°C ICE									

1
2
3
4
5
6
7
8
9
10
11
12
13
14
15
16
17
18

Chain of Custody Record

TestAmerica Laboratories, Inc.

Eurofins Environment Testing Northern California
 880 Riverside Parkway
 West Sacramento, CA 95605
 Phone 916.373.5600

Client Contact Rachel Morgan, Kennedy Jenks Consultants 275 Battery St., Suite 550 San Francisco, CA 94111 415-243-2150 rachelmorgan@kennedyjenks.com		Report To: Rachel Morgan, Cayla Whiteside rachelmorgan@kennedyjenks.com, caylawhiteside@kennedyjenks.com		Site Contact:		Date: 03/01/23 Carrier: 448		COC No. 1 of 2 COCs					
Mendocino Railway Groundwater Monitoring Fort Bragg, CA		Analysis Turnaround Time Calendar (C) or Work Days (W) TAT if different from Below <input type="checkbox"/> 2 weeks <input type="checkbox"/> 1 week <input type="checkbox"/> 2 days <input type="checkbox"/> 1 day		Sample Date		Sample Time		Sample Type		Matrix		# of Com.	
MW-2-2-02282003		02/28/23		0900		NP		GW				2	
MW-2-3-02282003		02/28/23		0946		NP		GW				2	
MW-2-7-02282003		02/28/23		1039		NP		GW				2	
MW-3-2-02282003		02/28/23		1413		various		GW				5	
DUP-1-02282003		02/28/23		1004		MU Vials		GW				5	
MW-3-3-03012003		03/01/23		0859		various		GW				5	
MW-3-13-03012003		03/01/23		0756		MU Vials		GW				3	
MW-3-17		03/01/23		0923		MU Vials		GW				3	
MW-3-16R-03012003		03/01/23		1330		MU Vials		GW				2	
MW-3-18-03012003		03/01/23		1630		various		GW				11	
TB-1-02282003		02/28/23											
EB-2-02282003		02/28/23											



BD

Sample Disposal (A fee may be assessed if samples are retained longer than 1 month)
 Return To Client Disposal By Lab Ship For _____ Months

Relinquished by: <i>[Signature]</i>	Company: <i>[Signature]</i>	Date/Time: 3/1/23 1300	Received by: <i>[Signature]</i>	Company: <i>[Signature]</i>	Date/Time: 3/1/23 970
Relinquished by: <i>[Signature]</i>	Company: <i>[Signature]</i>	Date/Time: 03/01/23	Received by: <i>[Signature]</i>	Company: <i>[Signature]</i>	Date/Time: 3/1/23 970
Relinquished by: <i>[Signature]</i>	Company: <i>[Signature]</i>	Date/Time: 03/01/23	Received by: <i>[Signature]</i>	Company: <i>[Signature]</i>	Date/Time: 3/1/23 970

Special Instructions/QC Requirements & Comments:
 *Report Vinyl Chloride to MDL of 0.020 ug/L



Chain of Custody Record

TestAmerica Laboratories, Inc.

Client Contact Rachel Morgan, Kennedy Jenks Consultants 275 Battery St., Suite 550 San Francisco, CA 94111 415-243-2150 rachelmorgan@kennedyjenks.com Mendocino Railway Groundwater Monitoring Fort Bragg, CA P O #		Report To: Rachel Morgan, Cayla Whiteside rachelmorgan@kennedyjenks.com; caylawhiteside@kennedyjenks.com Site Contact:		Date: 05/01/23 Carrier:		COC No: 8 of 2 COCs Job No.: SDG No.:	
Sample Identification		Analysis Turnaround Time Calendar (C) or Work Days (W) <input type="checkbox"/> 2 weeks <input type="checkbox"/> 1 week <input type="checkbox"/> 2 days <input type="checkbox"/> 1 day TAT, if different from Below		Filtered Sample Dissolved Arsenic Only, Field Filtered TPH-G (9260B) TPH-D w/SGC (8015B/630C) VOCs (low level 8260B): 1,1-DCA, 1,1-DCE, PCE, TCE, VC* only VOCs (low level 8260B): 1,1-DCA, 1,1-DCE, PCE, TCE, VC*, and Benzene Atrazine (507) PCP (8270 SIM) PCDDs/PCDFs (8290) Dissolved CANI 17 Metals (6020): Dissolved Barium Only, Field Filtered		Sample Specific Notes MS/MSD	
MW-3-12R-00282003	05/01/23 1023	NP	GW	12			
DUP-2-02282003	1300	NP	GW	4			
MW-3-9-02282003	1124	NP	GW	4			
MW-4-			GW				
MW-5.7.			GW				
MW-6.			GW				
MW-7.			GW				
MW-9-1-02282003	05/01/23 1607	NP	GW	2			
MW-9-2-02282003	1514	NP	GW	2			
EB-1-03012023	05/01/23 1040	WMSGW	GW	9			

Preservation Used: 1= Ice, 2= HCl; 3= H2SO4; 4= HNO3; 5= NaOH; 6= Other

Possible Hazard Identification
 Non-Hazard Flammable Skin Irritant Poison B Unknown

Special Instructions/QC Requirements & Comments:
 * Report Vinyl Chloride to MDL of 0.020 ug/L

Relinquished by: *(Signature)* **Date/Time:** 05/01/23 1300
Company: BTS

Received by: *(Signature)* **Date/Time:** 3/12/23 920
Company: EET Sac

Relinquished by: **Date/Time:**
Company:

Received by: **Date/Time:**
Company:

Sample Disposal (A fee may be assessed if samples are retained longer than 1 month)
 Return To Client Disposal By Lab 30 Days For 60 Days For 90 Days For 120 Days For 180 Days For 240 Days For 360 Days For 480 Days For 600 Days For 720 Days For 840 Days For 960 Days For 1080 Days For 1200 Days For 1320 Days For 1440 Days For 1560 Days For 1680 Days For 1800 Days For 1920 Days For 2040 Days For 2160 Days For 2280 Days For 2400 Days For 2520 Days For 2640 Days For 2760 Days For 2880 Days For 3000 Days For



TestAmerica Laboratories, Inc.

Client Contact		Site Contact:		Date: 03/01/23		COC No. 1 of 2	
Rachel Morgan, Kennedy Jenks Consultants		rachelmorgan@kennedyjenks.com; caviawhiteside@kennedyjenks.com		Carrier: 1218		COCs	
275 Battery St., Suite 550		Analysis Turnaround Time		Job No.		SDG No.	
San Francisco, CA 94111		Calendar (C) or Work Days (W)		Sample Specific Notes:			
415-243-2150		TAT if different from Below					
rachelmorgan@kennedyjenks.com		<input type="checkbox"/> 2 weeks					
Mendocino Railway Groundwater Monitoring		<input type="checkbox"/> 1 week					
Fort Bragg, CA		<input type="checkbox"/> 2 days					
P.O.#		<input type="checkbox"/> 1 day					
Sample Identification		Sample Date	Sample Time	Sample Type	Matrix	# of Cont.	
MW-2.2- 02282023	02/28/23 0900	NP	GW	2			
MW-2.3- 02282023	0916	NP	GW	2			
MW-2.7- 02282023	1039	NP	GW	2			
MW-3.2- 02282023	1413	various	GW	5			
DUP-1- 02282023	1413	various	GW	5			
MW-3.3- 03012023	03/01/23 1024	GW	GW	3			
MW-3.13- 03012023	0839	various	GW	5			
MW-3.17- 03012023			GW				
MW-3.16R- 03012023	03/01/23 0756	NP	GW	3			
MW-3.18- 03012023	0923	NP	GW	3			
TS-1- 02282023	02/28/23 1530	NP	GW	2			
EB-2- 02282023	1630	various	GW	11			

<input type="checkbox"/> Non-Hazard <input type="checkbox"/> Flammable <input type="checkbox"/> Skin Irritant <input type="checkbox"/> Poison B <input type="checkbox"/> Unknown	<input type="checkbox"/> Return To Client <input type="checkbox"/> Disposal By Lab <input type="checkbox"/> Disposal For _____ Months
--	---

Sample Disposal (A fee may be assessed if samples are retained longer than 1 month)

Preservation Used: 1= Ice, 2= HCl, 3= H2SO4, 4= HNO3, 5= NaOH, 6= Other

Possible Hazard Identification

Special Instructions/QC Requirements & Comments:
 *Report Vinyl Chloride to MDL of 0.020 ug/L

Relinquished by: <i>[Signature]</i>	Company: <i>BT5</i>	Date/Time: 03/01/23 1300	Received by: <i>[Signature]</i>	Company: <i>FLT5ac</i>	Date/Time: 3/1/23 970
Relinquished by:	Company:	Date/Time:	Received by:	Company:	Date/Time:



Chain of Custody Record

TestAmerica Laboratories, Inc.

Client Contact		Report To: Rachel Morgan, Cayla Whiteside		Site Contact:		Date:		COC No.:									
Rachel Morgan, Kennedy Jenks Consultants 275 Battery St., Suite 550 San Francisco, CA 94111 415-243-2150 rachelmorgan@kennedyjenks.com		rachelmorgan@kennedyjenks.com: caylawhiteside@kennedyjenks.com		rachelmorgan@kennedyjenks.com		05/07/23		a of 2 COCs									
Mendocino Railway Groundwater Monitoring Fort Bragg, CA		Analysis Turnaround Time Calendar (C) or Work Days (W) TAT if different from Below: <input type="checkbox"/> 2 weeks <input type="checkbox"/> 1 week <input type="checkbox"/> 2 days <input type="checkbox"/> 1 day		Carrier: <i>BAK</i>				Job No.									
Sample Identification	Sample Date	Sample Time	Sample Type	Matrix	# of Cont.	Filtered Sample	TPH-G (9260B)	TPH-D w/ SGC (8015B/3630C)	VOCs (low level 8260B): 1,1-DCA, 1,1-DCE, PCE, TCE, VC* only	VOCs (low level 8260B): 1,1-DCA, 1,1-DCE, PCE, TCE, VC*, and Benzene	Atrazine (507)	PCP (8270 SIM)	PCEs/PCDFs (8290)	Dissolved CAM 17 Metals (6020): Dissolved Barium Only, Field Filtered	MS/MSD	Sample Specific Notes:	
MW-3.12R-02282003	02/28/23	1223	NP	GW	12	X						X	X				
DUP-2-02282003	↓	1300	NP	GW	4							X	X				
MW-3.9-02282003	↓	1124	NP	GW	4							X	X				
MW-4.1				GW		X											<i>BO</i>
MW-5.7				GW		X											<i>BO</i>
MW-5				GW		X											<i>BO</i>
MW-9.20				GW		X											<i>BO</i>
MW-9.1-02282003	02/28/23	1607	NP	GW	2						X						
MW-9.2-02282003	↓	1514	NP	GW	2						X						
EB-1-03012023	03/01/23	1040	Uranium/GW	GW	9						X	X	X				
Preservation Used: 1= Ice, 2= HCl, 3= H2SO4, 4=HNO3; 5=NaOH; 6= Other Possible Hazard Identification <input type="checkbox"/> Non-Hazard <input type="checkbox"/> Flammable <input type="checkbox"/> Skin Irritant <input type="checkbox"/> Poison B <input type="checkbox"/> Unknown <input type="checkbox"/> Return To Client <input type="checkbox"/> Disposal By Lab <input type="checkbox"/> Months																	
Special Instructions/QC Requirements & Comments: *Report Vinyl Chloride to MDL of 0.020 ug/L.																	
Relinquished by: <i>(signed) Rachel Morgan</i>		Company: <i>BAK</i>		Date/Time: <i>03/01/23 1300</i>		Received by: <i>(signed)</i>		Company: <i>EEI Tzac</i>		Date/Time: <i>3/12/23 920</i>							
Relinquished by:		Company:		Date/Time:		Received by:		Company:		Date/Time:							
Relinquished by:		Company:		Date/Time:		Received by:		Company:		Date/Time:							



Login Sample Receipt Checklist

Client: Kennedy/Jenks Consultants

Job Number: 320-97328-1

Login Number: 97328

List Source: Eurofins Sacramento

List Number: 1

Creator: Oropeza, Salvador

Question	Answer	Comment
Radioactivity wasn't checked or is <=/ background as measured by a survey meter.	True	
The cooler's custody seal, if present, is intact.	N/A	
Sample custody seals, if present, are intact.	N/A	
The cooler or samples do not appear to have been compromised or tampered with.	True	
Samples were received on ice.	True	
Cooler Temperature is acceptable.	True	
Cooler Temperature is recorded.	True	
COC is present.	True	
COC is filled out in ink and legible.	True	
COC is filled out with all pertinent information.	True	
Is the Field Sampler's name present on COC?	False	Not requested on COC.
There are no discrepancies between the containers received and the COC.	True	
Samples are received within Holding Time (excluding tests with immediate HTs)	True	
Sample containers have legible labels.	True	
Containers are not broken or leaking.	True	
Sample collection date/times are provided.	True	
Appropriate sample containers are used.	True	
Sample bottles are completely filled.	True	
Sample Preservation Verified.	N/A	
There is sufficient vol. for all requested analyses, incl. any requested MS/MSDs	True	
Containers requiring zero headspace have no headspace or bubble is <6mm (1/4").	True	
Multiphasic samples are not present.	True	
Samples do not require splitting or compositing.	True	
Residual Chlorine Checked.	N/A	

Login Sample Receipt Checklist

Client: Kennedy/Jenks Consultants

Job Number: 320-97328-1

Login Number: 97328
List Number: 2
Creator: Wengrowski, Emily E

List Source: Eurofins Seattle
List Creation: 03/04/23 11:00 AM

Question	Answer	Comment
Radioactivity wasn't checked or is <=/ background as measured by a survey meter.	N/A	
The cooler's custody seal, if present, is intact.	True	
Sample custody seals, if present, are intact.	True	
The cooler or samples do not appear to have been compromised or tampered with.	True	
Samples were received on ice.	True	
Cooler Temperature is acceptable.	True	
Cooler Temperature is recorded.	True	
COC is present.	True	
COC is filled out in ink and legible.	True	
COC is filled out with all pertinent information.	True	
Is the Field Sampler's name present on COC?	True	Received project as a subcontract.
There are no discrepancies between the containers received and the COC.	True	
Samples are received within Holding Time (excluding tests with immediate HTs)	True	
Sample containers have legible labels.	True	
Containers are not broken or leaking.	True	
Sample collection date/times are provided.	True	
Appropriate sample containers are used.	True	
Sample bottles are completely filled.	True	
Sample Preservation Verified.	True	
There is sufficient vol. for all requested analyses, incl. any requested MS/MSDs	True	
Containers requiring zero headspace have no headspace or bubble is <6mm (1/4").	True	
Multiphasic samples are not present.	True	
Samples do not require splitting or compositing.	True	
Residual Chlorine Checked.	N/A	



ANALYTICAL REPORT

PREPARED FOR

Attn: Cayla Whiteside
Kennedy/Jenks Consultants
214 Carnegie Center
Suite 103
Princeton, New Jersey 08540

Generated 3/17/2023 5:25:23 PM

JOB DESCRIPTION

Mendocino Railway Groundwater

JOB NUMBER

320-97389-1


Job Notes

This report is issued solely for the use of the person or company to whom it is addressed. Any use, copying or disclosure other than by the intended recipient is unauthorized. If you have received this report in error, please notify the sender and destroy this report immediately. This report shall not be reproduced except in full, without prior express written approval by the laboratory.

The data in the report relate to the field sample(s) as received by the laboratory and associated QC. All results have been reviewed and have been found to be compliant with laboratory and accreditation requirements, with the exception of the noted deviation(s). For questions, please contact the Project Manager.

The test results in this report relate only to the samples as received by the laboratory and will meet all requirements of the methodology, with any exceptions noted. This report shall not be reproduced except in full, without the express written approval of the laboratory. All questions should be directed to the Eurofins Environment Testing Northern California, LLC Project Manager.

Authorization



Generated
3/17/2023 5:25:23 PM

Authorized for release by
Afsaneh Salimpour, Senior Project Manager
Afsaneh.Salimpour@et.eurofinsus.com
(925)484-1919



Table of Contents

Cover Page	1
Table of Contents	3
Definitions/Glossary	4
Case Narrative	5
Detection Summary	6
Client Sample Results	8
Surrogate Summary	12
QC Sample Results	13
QC Association Summary	17
Lab Chronicle	19
Certification Summary	22
Method Summary	23
Sample Summary	24
Chain of Custody	25
Receipt Checklists	29

Definitions/Glossary

Client: Kennedy/Jenks Consultants
Project/Site: Mendocino Railway Groundwater

Job ID: 320-97389-1

Qualifiers

GC/MS VOA

Qualifier	Qualifier Description
J	Result is less than the RL but greater than or equal to the MDL and the concentration is an approximate value.

Metals

Qualifier	Qualifier Description
J	Result is less than the RL but greater than or equal to the MDL and the concentration is an approximate value.

Glossary

Abbreviation	These commonly used abbreviations may or may not be present in this report.
▫	Listed under the "D" column to designate that the result is reported on a dry weight basis
%R	Percent Recovery
CFL	Contains Free Liquid
CFU	Colony Forming Unit
CNF	Contains No Free Liquid
DER	Duplicate Error Ratio (normalized absolute difference)
Dil Fac	Dilution Factor
DL	Detection Limit (DoD/DOE)
DL, RA, RE, IN	Indicates a Dilution, Re-analysis, Re-extraction, or additional Initial metals/anion analysis of the sample
DLC	Decision Level Concentration (Radiochemistry)
EDL	Estimated Detection Limit (Dioxin)
LOD	Limit of Detection (DoD/DOE)
LOQ	Limit of Quantitation (DoD/DOE)
MCL	EPA recommended "Maximum Contaminant Level"
MDA	Minimum Detectable Activity (Radiochemistry)
MDC	Minimum Detectable Concentration (Radiochemistry)
MDL	Method Detection Limit
ML	Minimum Level (Dioxin)
MPN	Most Probable Number
MQL	Method Quantitation Limit
NC	Not Calculated
ND	Not Detected at the reporting limit (or MDL or EDL if shown)
NEG	Negative / Absent
POS	Positive / Present
PQL	Practical Quantitation Limit
PRES	Presumptive
QC	Quality Control
RER	Relative Error Ratio (Radiochemistry)
RL	Reporting Limit or Requested Limit (Radiochemistry)
RPD	Relative Percent Difference, a measure of the relative difference between two points
TEF	Toxicity Equivalent Factor (Dioxin)
TEQ	Toxicity Equivalent Quotient (Dioxin)
TNTC	Too Numerous To Count

Case Narrative

Client: Kennedy/Jenks Consultants
Project/Site: Mendocino Railway Groundwater

Job ID: 320-97389-1

Job ID: 320-97389-1

Laboratory: Eurofins Sacramento

Narrative

Job Narrative 320-97389-1

Comments

No additional comments.

Receipt

The samples were received on 3/3/2023 4:10 PM. Unless otherwise noted below, the samples arrived in good condition, and where required, properly preserved and on ice. The temperature of the cooler at receipt was 3.5° C.

GC/MS VOA

Method 8260B: Insufficient sample volume was available to perform a matrix spike/matrix spike duplicate (MS/MSD) associated with analytical batch 320-661315.

No additional analytical or quality issues were noted, other than those described above or in the Definitions/Glossary page.

GC Semi VOA

No analytical or quality issues were noted, other than those described in the Definitions/Glossary page.

Metals

No analytical or quality issues were noted, other than those described in the Definitions/Glossary page.

Organic Prep

Method 3510C SGC: Insufficient sample volume was available to perform a matrix spike/matrix spike duplicate (MS/MSD) associated with method 8015C_DRO aqueous in preparation batch 320-658661.

No additional analytical or quality issues were noted, other than those described above or in the Definitions/Glossary page.

VOA Prep

No analytical or quality issues were noted, other than those described in the Definitions/Glossary page.

Detection Summary

Client: Kennedy/Jenks Consultants
Project/Site: Mendocino Railway Groundwater

Job ID: 320-97389-1

Client Sample ID: MW-3.17-03012023

Lab Sample ID: 320-97389-1

Analyte	Result	Qualifier	RL	MDL	Unit	Dil Fac	D	Method	Prep Type
Trichloroethene	1.4		0.20	0.066	ug/L	1		8260D	Total/NA
Tetrachloroethene	0.47	J	0.50	0.084	ug/L	1		8260D	Total/NA

Client Sample ID: TB-2-03012023

Lab Sample ID: 320-97389-2

No Detections.

Client Sample ID: MW-4.1-03012023

Lab Sample ID: 320-97389-3

Analyte	Result	Qualifier	RL	MDL	Unit	Dil Fac	D	Method	Prep Type
Barium	0.79		0.0010	0.00050	mg/L	1		6020	Dissolved

Client Sample ID: MW-5.7-03012023

Lab Sample ID: 320-97389-4

Analyte	Result	Qualifier	RL	MDL	Unit	Dil Fac	D	Method	Prep Type
Arsenic	0.0082		0.0020	0.0010	mg/L	1		6020	Dissolved

Client Sample ID: MW-5.20-03032023

Lab Sample ID: 320-97389-5

No Detections.

Client Sample ID: MW-6.3-03012023

Lab Sample ID: 320-97389-6

Analyte	Result	Qualifier	RL	MDL	Unit	Dil Fac	D	Method	Prep Type
Vinyl chloride	0.071	J	0.10	0.040	ug/L	1		8260D	Total/NA
1,1-Dichloroethene	1.4		0.20	0.035	ug/L	1		8260D	Total/NA
1,1-Dichloroethane	0.22		0.20	0.025	ug/L	1		8260D	Total/NA
Arsenic	0.0045		0.0020	0.0010	mg/L	1		6020	Dissolved

Client Sample ID: MW-6.4-03032023

Lab Sample ID: 320-97389-7

No Detections.

Client Sample ID: MW-6.5-03032023

Lab Sample ID: 320-97389-8

Analyte	Result	Qualifier	RL	MDL	Unit	Dil Fac	D	Method	Prep Type
Arsenic	0.0015	J	0.0020	0.0010	mg/L	1		6020	Dissolved

Client Sample ID: MW-6.7-03032023

Lab Sample ID: 320-97389-9

Analyte	Result	Qualifier	RL	MDL	Unit	Dil Fac	D	Method	Prep Type
1,1-Dichloroethene	0.19	J	0.20	0.035	ug/L	1		8260D	Total/NA
1,1-Dichloroethane	0.18	J	0.20	0.025	ug/L	1		8260D	Total/NA

Client Sample ID: MW-6.10-03032023

Lab Sample ID: 320-97389-10

Analyte	Result	Qualifier	RL	MDL	Unit	Dil Fac	D	Method	Prep Type
1,1-Dichloroethene	8.2		0.20	0.035	ug/L	1		8260D	Total/NA
1,1-Dichloroethane	3.5		0.20	0.025	ug/L	1		8260D	Total/NA
Trichloroethene	0.074	J	0.20	0.066	ug/L	1		8260D	Total/NA

Client Sample ID: PDB-BLANK-03032023

Lab Sample ID: 320-97389-11

No Detections.

This Detection Summary does not include radiochemical test results.

Eurofins Sacramento

Detection Summary

Client: Kennedy/Jenks Consultants
Project/Site: Mendocino Railway Groundwater

Job ID: 320-97389-1

Client Sample ID: MW-7.1-03022023

Lab Sample ID: 320-97389-12

Analyte	Result	Qualifier	RL	MDL	Unit	Dil Fac	D	Method	Prep Type
Arsenic	0.042		0.0020	0.0010	mg/L	1		6020	Dissolved

Client Sample ID: MW-7.2-03022023

Lab Sample ID: 320-97389-13

Analyte	Result	Qualifier	RL	MDL	Unit	Dil Fac	D	Method	Prep Type
Arsenic	0.0010	J	0.0020	0.0010	mg/L	1		6020	Dissolved

Client Sample ID: MW-7.3-03022023

Lab Sample ID: 320-97389-14

Analyte	Result	Qualifier	RL	MDL	Unit	Dil Fac	D	Method	Prep Type
Arsenic	0.034		0.0020	0.0010	mg/L	1		6020	Dissolved

Client Sample ID: DUP-3-03022023

Lab Sample ID: 320-97389-15

Analyte	Result	Qualifier	RL	MDL	Unit	Dil Fac	D	Method	Prep Type
Arsenic	0.035		0.0020	0.0010	mg/L	1		6020	Dissolved

This Detection Summary does not include radiochemical test results.

Eurofins Sacramento

Client Sample Results

Client: Kennedy/Jenks Consultants
 Project/Site: Mendocino Railway Groundwater

Job ID: 320-97389-1

Client Sample ID: MW-3.17-03012023

Lab Sample ID: 320-97389-1

Date Collected: 03/01/23 13:46

Matrix: Water

Date Received: 03/03/23 16:10

Method: SW846 8260D - Volatile Organic Compounds by GC/MS

Analyte	Result	Qualifier	RL	MDL	Unit	D	Prepared	Analyzed	Dil Fac
Vinyl chloride	ND		0.10	0.040	ug/L			03/10/23 02:03	1
1,1-Dichloroethene	ND		0.20	0.035	ug/L			03/10/23 02:03	1
1,1-Dichloroethane	ND		0.20	0.025	ug/L			03/10/23 02:03	1
Trichloroethene	1.4		0.20	0.066	ug/L			03/10/23 02:03	1
Tetrachloroethene	0.47 J		0.50	0.084	ug/L			03/10/23 02:03	1

Surrogate	%Recovery	Qualifier	Limits	Prepared	Analyzed	Dil Fac
Toluene-d8 (Surr)	100		80 - 120		03/10/23 02:03	1
Dibromofluoromethane (Surr)	101		80 - 120		03/10/23 02:03	1
4-Bromofluorobenzene (Surr)	99		80 - 120		03/10/23 02:03	1
1,2-Dichloroethane-d4 (Surr)	100		80 - 120		03/10/23 02:03	1

Client Sample ID: TB-2-03012023

Lab Sample ID: 320-97389-2

Date Collected: 03/01/23 13:15

Matrix: Water

Date Received: 03/03/23 16:10

Method: SW846 8260D - Volatile Organic Compounds by GC/MS

Analyte	Result	Qualifier	RL	MDL	Unit	D	Prepared	Analyzed	Dil Fac
Vinyl chloride	ND		0.10	0.040	ug/L			03/09/23 23:31	1
1,1-Dichloroethene	ND		0.20	0.035	ug/L			03/09/23 23:31	1
1,1-Dichloroethane	ND		0.20	0.025	ug/L			03/09/23 23:31	1
Benzene	ND		0.20	0.030	ug/L			03/09/23 23:31	1
Trichloroethene	ND		0.20	0.066	ug/L			03/09/23 23:31	1
Tetrachloroethene	ND		0.50	0.084	ug/L			03/09/23 23:31	1

Surrogate	%Recovery	Qualifier	Limits	Prepared	Analyzed	Dil Fac
Toluene-d8 (Surr)	100		80 - 120		03/09/23 23:31	1
Dibromofluoromethane (Surr)	102		80 - 120		03/09/23 23:31	1
4-Bromofluorobenzene (Surr)	102		80 - 120		03/09/23 23:31	1
1,2-Dichloroethane-d4 (Surr)	100		80 - 120		03/09/23 23:31	1

Client Sample ID: MW-4.1-03012023

Lab Sample ID: 320-97389-3

Date Collected: 03/01/23 14:51

Matrix: Water

Date Received: 03/03/23 16:10

Method: SW846 6020 - Metals (ICP/MS) - Dissolved

Analyte	Result	Qualifier	RL	MDL	Unit	D	Prepared	Analyzed	Dil Fac
Barium	0.79		0.0010	0.00050	mg/L		03/09/23 05:45	03/14/23 09:52	1

Client Sample ID: MW-5.7-03012023

Lab Sample ID: 320-97389-4

Date Collected: 03/01/23 15:44

Matrix: Water

Date Received: 03/03/23 16:10

Method: SW846 6020 - Metals (ICP/MS) - Dissolved

Analyte	Result	Qualifier	RL	MDL	Unit	D	Prepared	Analyzed	Dil Fac
Arsenic	0.0082		0.0020	0.0010	mg/L		03/09/23 05:45	03/14/23 10:06	1

Client Sample Results

Client: Kennedy/Jenks Consultants
 Project/Site: Mendocino Railway Groundwater

Job ID: 320-97389-1

Client Sample ID: MW-5.20-03032023

Lab Sample ID: 320-97389-5

Date Collected: 03/03/23 08:01

Matrix: Water

Date Received: 03/03/23 16:10

Method: SW846 8260B - Volatile Organic Compounds (GC/MS)

Analyte	Result	Qualifier	RL	MDL	Unit	D	Prepared	Analyzed	Dil Fac
Gasoline Range Organics (C4-C12)	ND		50	15	ug/L			03/16/23 15:35	1
Surrogate	%Recovery	Qualifier	Limits				Prepared	Analyzed	Dil Fac
4-Bromofluorobenzene (Surr)	96		69 - 129					03/16/23 15:35	1

Method: EPA 8015C - Diesel Range Organics (DRO) (GC) - Silica Gel Cleanup

Analyte	Result	Qualifier	RL	MDL	Unit	D	Prepared	Analyzed	Dil Fac
Diesel Range Organics [C10-C28]	ND		47	15	ug/L		03/07/23 09:09	03/16/23 18:12	1
Surrogate	%Recovery	Qualifier	Limits				Prepared	Analyzed	Dil Fac
o-Terphenyl (Surr)	56		56 - 145				03/07/23 09:09	03/16/23 18:12	1

Client Sample ID: MW-6.3-03012023

Lab Sample ID: 320-97389-6

Date Collected: 03/01/23 16:35

Matrix: Water

Date Received: 03/03/23 16:10

Method: SW846 8260D - Volatile Organic Compounds by GC/MS

Analyte	Result	Qualifier	RL	MDL	Unit	D	Prepared	Analyzed	Dil Fac
Vinyl chloride	0.071	J	0.10	0.040	ug/L			03/10/23 02:25	1
1,1-Dichloroethene	1.4		0.20	0.035	ug/L			03/10/23 02:25	1
1,1-Dichloroethane	0.22		0.20	0.025	ug/L			03/10/23 02:25	1
Trichloroethene	ND		0.20	0.066	ug/L			03/10/23 02:25	1
Tetrachloroethene	ND		0.50	0.084	ug/L			03/10/23 02:25	1
Surrogate	%Recovery	Qualifier	Limits				Prepared	Analyzed	Dil Fac
Toluene-d8 (Surr)	99		80 - 120					03/10/23 02:25	1
Dibromofluoromethane (Surr)	103		80 - 120					03/10/23 02:25	1
4-Bromofluorobenzene (Surr)	103		80 - 120					03/10/23 02:25	1
1,2-Dichloroethane-d4 (Surr)	100		80 - 120					03/10/23 02:25	1

Method: SW846 6020 - Metals (ICP/MS) - Dissolved

Analyte	Result	Qualifier	RL	MDL	Unit	D	Prepared	Analyzed	Dil Fac
Arsenic	0.0045		0.0020	0.0010	mg/L		03/09/23 05:45	03/14/23 10:16	1

Client Sample ID: MW-6.4-03032023

Lab Sample ID: 320-97389-7

Date Collected: 03/03/23 09:59

Matrix: Water

Date Received: 03/03/23 16:10

Method: SW846 6020 - Metals (ICP/MS) - Dissolved

Analyte	Result	Qualifier	RL	MDL	Unit	D	Prepared	Analyzed	Dil Fac
Arsenic	ND		0.0020	0.0010	mg/L		03/09/23 05:45	03/14/23 10:19	1

Client Sample ID: MW-6.5-03032023

Lab Sample ID: 320-97389-8

Date Collected: 03/03/23 09:26

Matrix: Water

Date Received: 03/03/23 16:10

Method: SW846 6020 - Metals (ICP/MS) - Dissolved

Analyte	Result	Qualifier	RL	MDL	Unit	D	Prepared	Analyzed	Dil Fac
Arsenic	0.0015	J	0.0020	0.0010	mg/L		03/09/23 05:45	03/14/23 10:22	1

Client Sample Results

Client: Kennedy/Jenks Consultants
 Project/Site: Mendocino Railway Groundwater

Job ID: 320-97389-1

Client Sample ID: MW-6.7-03032023

Lab Sample ID: 320-97389-9

Date Collected: 03/03/23 08:30

Matrix: Water

Date Received: 03/03/23 16:10

Method: SW846 8260D - Volatile Organic Compounds by GC/MS

Analyte	Result	Qualifier	RL	MDL	Unit	D	Prepared	Analyzed	Dil Fac
Vinyl chloride	ND		0.10	0.040	ug/L			03/10/23 02:47	1
1,1-Dichloroethene	0.19	J	0.20	0.035	ug/L			03/10/23 02:47	1
1,1-Dichloroethane	0.18	J	0.20	0.025	ug/L			03/10/23 02:47	1
Trichloroethene	ND		0.20	0.066	ug/L			03/10/23 02:47	1
Tetrachloroethene	ND		0.50	0.084	ug/L			03/10/23 02:47	1

Surrogate	%Recovery	Qualifier	Limits	Prepared	Analyzed	Dil Fac
<i>Toluene-d8 (Surr)</i>	98		80 - 120		03/10/23 02:47	1
<i>Dibromofluoromethane (Surr)</i>	103		80 - 120		03/10/23 02:47	1
<i>4-Bromofluorobenzene (Surr)</i>	102		80 - 120		03/10/23 02:47	1
<i>1,2-Dichloroethane-d4 (Surr)</i>	99		80 - 120		03/10/23 02:47	1

Client Sample ID: MW-6.10-03032023

Lab Sample ID: 320-97389-10

Date Collected: 03/03/23 08:40

Matrix: Water

Date Received: 03/03/23 16:10

Method: SW846 8260D - Volatile Organic Compounds by GC/MS

Analyte	Result	Qualifier	RL	MDL	Unit	D	Prepared	Analyzed	Dil Fac
Vinyl chloride	ND		0.10	0.040	ug/L			03/10/23 03:08	1
1,1-Dichloroethene	8.2		0.20	0.035	ug/L			03/10/23 03:08	1
1,1-Dichloroethane	3.5		0.20	0.025	ug/L			03/10/23 03:08	1
Trichloroethene	0.074	J	0.20	0.066	ug/L			03/10/23 03:08	1
Tetrachloroethene	ND		0.50	0.084	ug/L			03/10/23 03:08	1

Surrogate	%Recovery	Qualifier	Limits	Prepared	Analyzed	Dil Fac
<i>Toluene-d8 (Surr)</i>	101		80 - 120		03/10/23 03:08	1
<i>Dibromofluoromethane (Surr)</i>	104		80 - 120		03/10/23 03:08	1
<i>4-Bromofluorobenzene (Surr)</i>	101		80 - 120		03/10/23 03:08	1
<i>1,2-Dichloroethane-d4 (Surr)</i>	100		80 - 120		03/10/23 03:08	1

Client Sample ID: PDB-BLANK-03032023

Lab Sample ID: 320-97389-11

Date Collected: 03/03/23 08:45

Matrix: Water

Date Received: 03/03/23 16:10

Method: SW846 8260D - Volatile Organic Compounds by GC/MS

Analyte	Result	Qualifier	RL	MDL	Unit	D	Prepared	Analyzed	Dil Fac
Vinyl chloride	ND		0.10	0.040	ug/L			03/09/23 23:53	1
1,1-Dichloroethene	ND		0.20	0.035	ug/L			03/09/23 23:53	1
1,1-Dichloroethane	ND		0.20	0.025	ug/L			03/09/23 23:53	1
Benzene	ND		0.20	0.030	ug/L			03/09/23 23:53	1
Trichloroethene	ND		0.20	0.066	ug/L			03/09/23 23:53	1
Tetrachloroethene	ND		0.50	0.084	ug/L			03/09/23 23:53	1

Surrogate	%Recovery	Qualifier	Limits	Prepared	Analyzed	Dil Fac
<i>Toluene-d8 (Surr)</i>	100		80 - 120		03/09/23 23:53	1
<i>Dibromofluoromethane (Surr)</i>	104		80 - 120		03/09/23 23:53	1
<i>4-Bromofluorobenzene (Surr)</i>	100		80 - 120		03/09/23 23:53	1
<i>1,2-Dichloroethane-d4 (Surr)</i>	101		80 - 120		03/09/23 23:53	1

Eurofins Sacramento

Client Sample Results

Client: Kennedy/Jenks Consultants
 Project/Site: Mendocino Railway Groundwater

Job ID: 320-97389-1

Client Sample ID: MW-7.1-03022023

Lab Sample ID: 320-97389-12

Date Collected: 03/02/23 17:15

Matrix: Water

Date Received: 03/03/23 16:10

Method: SW846 6020 - Metals (ICP/MS) - Dissolved

Analyte	Result	Qualifier	RL	MDL	Unit	D	Prepared	Analyzed	Dil Fac
Arsenic	0.042		0.0020	0.0010	mg/L		03/09/23 05:45	03/14/23 10:25	1

Client Sample ID: MW-7.2-03022023

Lab Sample ID: 320-97389-13

Date Collected: 03/02/23 16:07

Matrix: Water

Date Received: 03/03/23 16:10

Method: SW846 6020 - Metals (ICP/MS) - Dissolved

Analyte	Result	Qualifier	RL	MDL	Unit	D	Prepared	Analyzed	Dil Fac
Arsenic	0.0010	J	0.0020	0.0010	mg/L		03/09/23 05:45	03/14/23 10:28	1

Client Sample ID: MW-7.3-03022023

Lab Sample ID: 320-97389-14

Date Collected: 03/02/23 16:41

Matrix: Water

Date Received: 03/03/23 16:10

Method: SW846 6020 - Metals (ICP/MS) - Dissolved

Analyte	Result	Qualifier	RL	MDL	Unit	D	Prepared	Analyzed	Dil Fac
Arsenic	0.034		0.0020	0.0010	mg/L		03/09/23 05:45	03/14/23 10:31	1

Client Sample ID: DUP-3-03022023

Lab Sample ID: 320-97389-15

Date Collected: 03/02/23 16:42

Matrix: Water

Date Received: 03/03/23 16:10

Method: SW846 6020 - Metals (ICP/MS) - Dissolved

Analyte	Result	Qualifier	RL	MDL	Unit	D	Prepared	Analyzed	Dil Fac
Arsenic	0.035		0.0020	0.0010	mg/L		03/09/23 05:45	03/14/23 10:34	1

Surrogate Summary

Client: Kennedy/Jenks Consultants
 Project/Site: Mendocino Railway Groundwater

Job ID: 320-97389-1

Method: 8260B - Volatile Organic Compounds (GC/MS)

Matrix: Water

Prep Type: Total/NA

Percent Surrogate Recovery (Acceptance Limits)

Lab Sample ID	Client Sample ID	BFB (69-129)
320-97389-5	MW-5.20-03032023	96
LCS 320-661315/9	Lab Control Sample	96
LCSD 320-661315/10	Lab Control Sample Dup	98
MB 320-661315/12	Method Blank	97

Surrogate Legend

BFB = 4-Bromofluorobenzene (Surr)

Method: 8260D - Volatile Organic Compounds by GC/MS

Matrix: Water

Prep Type: Total/NA

Percent Surrogate Recovery (Acceptance Limits)

Lab Sample ID	Client Sample ID	TOL (80-120)	DBFM (80-120)	BFB (80-120)	DCA (80-120)
320-97389-1	MW-3.17-03012023	100	101	99	100
320-97389-2	TB-2-03012023	100	102	102	100
320-97389-6	MW-6.3-03012023	99	103	103	100
320-97389-9	MW-6.7-03032023	98	103	102	99
320-97389-9 MS	MW-6.7-03032023	99	102	100	100
320-97389-9 MSD	MW-6.7-03032023	98	100	100	97
320-97389-10	MW-6.10-03032023	101	104	101	100
320-97389-11	PDB-BLANK-03032023	100	104	100	101
LCS 580-420023/4	Lab Control Sample	100	101	100	99
LCSD 580-420023/5	Lab Control Sample Dup	99	104	99	101
MB 580-420023/7	Method Blank	101	104	100	100

Surrogate Legend

TOL = Toluene-d8 (Surr)

DBFM = Dibromofluoromethane (Surr)

BFB = 4-Bromofluorobenzene (Surr)

DCA = 1,2-Dichloroethane-d4 (Surr)

Method: 8015C - Diesel Range Organics (DRO) (GC)

Matrix: Water

Prep Type: Silica Gel Cleanup

Percent Surrogate Recovery (Acceptance Limits)

Lab Sample ID	Client Sample ID	OTPH1 (56-145)
320-97389-5	MW-5.20-03032023	56
LCS 320-658661/2-A	Lab Control Sample	65
LCSD 320-658661/3-A	Lab Control Sample Dup	59
MB 320-658661/1-A	Method Blank	62

Surrogate Legend

OTPH = o-Terphenyl (Surr)

QC Sample Results

Client: Kennedy/Jenks Consultants
 Project/Site: Mendocino Railway Groundwater

Job ID: 320-97389-1

Method: 8260B - Volatile Organic Compounds (GC/MS)

Lab Sample ID: MB 320-661315/12
Matrix: Water
Analysis Batch: 661315

Client Sample ID: Method Blank
Prep Type: Total/NA

Analyte	MB Result	MB Qualifier	RL	MDL	Unit	D	Prepared	Analyzed	Dil Fac
Gasoline Range Organics (C4-C12)	ND		50	15	ug/L			03/16/23 14:45	1
Surrogate	MB %Recovery	MB Qualifier	Limits				Prepared	Analyzed	Dil Fac
4-Bromofluorobenzene (Surr)	97		69 - 129					03/16/23 14:45	1

Lab Sample ID: LCS 320-661315/9
Matrix: Water
Analysis Batch: 661315

Client Sample ID: Lab Control Sample
Prep Type: Total/NA

Analyte	Spike Added	LCS Result	LCS Qualifier	Unit	D	%Rec	%Rec Limits		
Gasoline Range Organics (C4-C12)	1000	1030		ug/L		103	78 - 118		
Surrogate	LCS %Recovery	LCS Qualifier	Limits						
4-Bromofluorobenzene (Surr)	96		69 - 129						

Lab Sample ID: LCSD 320-661315/10
Matrix: Water
Analysis Batch: 661315

Client Sample ID: Lab Control Sample Dup
Prep Type: Total/NA

Analyte	Spike Added	LCSD Result	LCSD Qualifier	Unit	D	%Rec	%Rec Limits	RPD	RPD Limit
Gasoline Range Organics (C4-C12)	1000	990		ug/L		99	78 - 118	4	23
Surrogate	LCSD %Recovery	LCSD Qualifier	Limits						
4-Bromofluorobenzene (Surr)	98		69 - 129						

Method: 8260D - Volatile Organic Compounds by GC/MS

Lab Sample ID: MB 580-420023/7
Matrix: Water
Analysis Batch: 420023

Client Sample ID: Method Blank
Prep Type: Total/NA

Analyte	MB Result	MB Qualifier	RL	MDL	Unit	D	Prepared	Analyzed	Dil Fac
Vinyl chloride	ND		0.10	0.040	ug/L			03/09/23 22:48	1
1,1-Dichloroethene	ND		0.20	0.035	ug/L			03/09/23 22:48	1
1,1-Dichloroethane	ND		0.20	0.025	ug/L			03/09/23 22:48	1
Benzene	ND		0.20	0.030	ug/L			03/09/23 22:48	1
Trichloroethene	ND		0.20	0.066	ug/L			03/09/23 22:48	1
Tetrachloroethene	ND		0.50	0.084	ug/L			03/09/23 22:48	1
Surrogate	MB %Recovery	MB Qualifier	Limits				Prepared	Analyzed	Dil Fac
Toluene-d8 (Surr)	101		80 - 120					03/09/23 22:48	1
Dibromofluoromethane (Surr)	104		80 - 120					03/09/23 22:48	1
4-Bromofluorobenzene (Surr)	100		80 - 120					03/09/23 22:48	1
1,2-Dichloroethane-d4 (Surr)	100		80 - 120					03/09/23 22:48	1

Eurofins Sacramento

QC Sample Results

Client: Kennedy/Jenks Consultants
 Project/Site: Mendocino Railway Groundwater

Job ID: 320-97389-1

Method: 8260D - Volatile Organic Compounds by GC/MS (Continued)

Lab Sample ID: LCS 580-420023/4
Matrix: Water
Analysis Batch: 420023

Client Sample ID: Lab Control Sample
Prep Type: Total/NA

Analyte	Spike Added	LCS Result	LCS Qualifier	Unit	D	%Rec	%Rec Limits
Vinyl chloride	5.00	4.62		ug/L		92	41 - 150
1,1-Dichloroethene	5.00	5.21		ug/L		104	60 - 129
1,1-Dichloroethane	5.00	5.16		ug/L		103	74 - 120
Benzene	5.00	5.12		ug/L		102	80 - 120
Trichloroethene	5.00	5.12		ug/L		102	72 - 120
Tetrachloroethene	5.00	4.86		ug/L		97	75 - 124

Surrogate	LCS %Recovery	LCS Qualifier	Limits
Toluene-d8 (Surr)	100		80 - 120
Dibromofluoromethane (Surr)	101		80 - 120
4-Bromofluorobenzene (Surr)	100		80 - 120
1,2-Dichloroethane-d4 (Surr)	99		80 - 120

Lab Sample ID: LCSD 580-420023/5
Matrix: Water
Analysis Batch: 420023

Client Sample ID: Lab Control Sample Dup
Prep Type: Total/NA

Analyte	Spike Added	LCSD Result	LCSD Qualifier	Unit	D	%Rec	%Rec Limits	RPD	RPD Limit
Vinyl chloride	5.00	4.74		ug/L		95	41 - 150	2	32
1,1-Dichloroethene	5.00	5.18		ug/L		104	60 - 129	1	29
1,1-Dichloroethane	5.00	5.13		ug/L		103	74 - 120	1	26
Benzene	5.00	5.14		ug/L		103	80 - 120	1	22
Trichloroethene	5.00	5.29		ug/L		106	72 - 120	3	22
Tetrachloroethene	5.00	4.95		ug/L		99	75 - 124	2	20

Surrogate	LCSD %Recovery	LCSD Qualifier	Limits
Toluene-d8 (Surr)	99		80 - 120
Dibromofluoromethane (Surr)	104		80 - 120
4-Bromofluorobenzene (Surr)	99		80 - 120
1,2-Dichloroethane-d4 (Surr)	101		80 - 120

Lab Sample ID: 320-97389-9 MS
Matrix: Water
Analysis Batch: 420023

Client Sample ID: MW-6.7-03032023
Prep Type: Total/NA

Analyte	Sample Result	Sample Qualifier	Spike Added	MS Result	MS Qualifier	Unit	D	%Rec	%Rec Limits
Vinyl chloride	ND		5.00	5.83		ug/L		117	41 - 150
1,1-Dichloroethene	0.19	J	5.00	5.96		ug/L		116	60 - 129
1,1-Dichloroethane	0.18	J	5.00	5.78		ug/L		112	74 - 120
Trichloroethene	ND		5.00	5.62		ug/L		112	72 - 120
Tetrachloroethene	ND		5.00	5.54		ug/L		111	75 - 124

Surrogate	MS %Recovery	MS Qualifier	Limits
Toluene-d8 (Surr)	99		80 - 120
Dibromofluoromethane (Surr)	102		80 - 120
4-Bromofluorobenzene (Surr)	100		80 - 120
1,2-Dichloroethane-d4 (Surr)	100		80 - 120

QC Sample Results

Client: Kennedy/Jenks Consultants
 Project/Site: Mendocino Railway Groundwater

Job ID: 320-97389-1

Method: 8260D - Volatile Organic Compounds by GC/MS (Continued)

Lab Sample ID: 320-97389-9 MSD
Matrix: Water
Analysis Batch: 420023

Client Sample ID: MW-6.7-03032023
Prep Type: Total/NA

Analyte	Sample	Sample	Spike	MSD	MSD	Unit	D	%Rec	%Rec	RPD	RPD
	Result	Qualifier	Added	Result	Qualifier				Limits		
Vinyl chloride	ND		5.00	5.89		ug/L		118	41 - 150	1	32
1,1-Dichloroethene	0.19	J	5.00	6.32		ug/L		123	60 - 129	6	29
1,1-Dichloroethane	0.18	J	5.00	5.88		ug/L		114	74 - 120	2	26
Trichloroethene	ND		5.00	5.69		ug/L		114	72 - 120	1	22
Tetrachloroethene	ND		5.00	5.31		ug/L		106	75 - 124	4	20
MSD MSD											
Surrogate	%Recovery		Qualifier	Limits							
<i>Toluene-d8 (Surr)</i>	98			80 - 120							
<i>Dibromofluoromethane (Surr)</i>	100			80 - 120							
<i>4-Bromofluorobenzene (Surr)</i>	100			80 - 120							
<i>1,2-Dichloroethane-d4 (Surr)</i>	97			80 - 120							

Method: 8015C - Diesel Range Organics (DRO) (GC)

Lab Sample ID: MB 320-658661/1-A
Matrix: Water
Analysis Batch: 661355

Client Sample ID: Method Blank
Prep Type: Silica Gel Cleanup
Prep Batch: 658661

Analyte	MB	MB	RL	MDL	Unit	D	Prepared	Analyzed	Dil Fac
	Result	Qualifier							
Diesel Range Organics [C10-C28]	ND		50	16	ug/L		03/07/23 09:08	03/16/23 12:39	1
MB MB									
Surrogate	%Recovery		Qualifier	Limits		Prepared		Analyzed	Dil Fac
<i>o-Terphenyl (Surr)</i>	62			56 - 145		03/07/23 09:08		03/16/23 12:39	1

Lab Sample ID: LCS 320-658661/2-A
Matrix: Water
Analysis Batch: 661355

Client Sample ID: Lab Control Sample
Prep Type: Silica Gel Cleanup
Prep Batch: 658661

Analyte	Spike Added	LCS	LCS	Unit	D	%Rec	%Rec
		Result	Qualifier				Limits
Diesel Range Organics [C10-C28]	300	210		ug/L		70	53 - 123
LCS LCS							
Surrogate	%Recovery		Qualifier	Limits			
<i>o-Terphenyl (Surr)</i>	65			56 - 145			

Lab Sample ID: LCSD 320-658661/3-A
Matrix: Water
Analysis Batch: 661355

Client Sample ID: Lab Control Sample Dup
Prep Type: Silica Gel Cleanup
Prep Batch: 658661

Analyte	Spike Added	LCSD	LCSD	Unit	D	%Rec	%Rec	RPD	RPD
		Result	Qualifier				Limits		
Diesel Range Organics [C10-C28]	300	210		ug/L		70	53 - 123	0	20
LCSD LCSD									
Surrogate	%Recovery		Qualifier	Limits					
<i>o-Terphenyl (Surr)</i>	59			56 - 145					

QC Sample Results

Client: Kennedy/Jenks Consultants
 Project/Site: Mendocino Railway Groundwater

Job ID: 320-97389-1

Method: 6020 - Metals (ICP/MS)

Lab Sample ID: MB 320-659355/1-A
Matrix: Water
Analysis Batch: 660710

Client Sample ID: Method Blank
Prep Type: Total Recoverable
Prep Batch: 659355

Analyte	MB Result	MB Qualifier	RL	MDL	Unit	D	Prepared	Analyzed	Dil Fac
Arsenic	ND		0.0020	0.0010	mg/L		03/09/23 05:45	03/14/23 09:46	1
Barium	ND		0.0010	0.00050	mg/L		03/09/23 05:45	03/14/23 09:46	1

Lab Sample ID: LCS 320-659355/2-A
Matrix: Water
Analysis Batch: 660710

Client Sample ID: Lab Control Sample
Prep Type: Total Recoverable
Prep Batch: 659355

Analyte	Spike Added	LCS Result	LCS Qualifier	Unit	D	%Rec	%Rec Limits
Arsenic	0.400	0.353		mg/L		88	80 - 120
Barium	0.400	0.328		mg/L		82	80 - 120

Lab Sample ID: 320-97389-3 MS
Matrix: Water
Analysis Batch: 660710

Client Sample ID: MW-4.1-03012023
Prep Type: Dissolved
Prep Batch: 659355

Analyte	Sample Result	Sample Qualifier	Spike Added	MS Result	MS Qualifier	Unit	D	%Rec	%Rec Limits
Arsenic	ND		0.400	0.384		mg/L		96	80 - 120
Barium	0.79		0.400	1.13		mg/L		84	80 - 120

Lab Sample ID: 320-97389-3 MSD
Matrix: Water
Analysis Batch: 660710

Client Sample ID: MW-4.1-03012023
Prep Type: Dissolved
Prep Batch: 659355

Analyte	Sample Result	Sample Qualifier	Spike Added	MSD Result	MSD Qualifier	Unit	D	%Rec	%Rec Limits	RPD	RPD Limit
Arsenic	ND		0.400	0.399		mg/L		100	80 - 120	4	15
Barium	0.79		0.400	1.19		mg/L		100	80 - 120	6	15

QC Association Summary

Client: Kennedy/Jenks Consultants
 Project/Site: Mendocino Railway Groundwater

Job ID: 320-97389-1

GC/MS VOA

Analysis Batch: 420023

Lab Sample ID	Client Sample ID	Prep Type	Matrix	Method	Prep Batch
320-97389-1	MW-3.17-03012023	Total/NA	Water	8260D	
320-97389-2	TB-2-03012023	Total/NA	Water	8260D	
320-97389-6	MW-6.3-03012023	Total/NA	Water	8260D	
320-97389-9	MW-6.7-03032023	Total/NA	Water	8260D	
320-97389-10	MW-6.10-03032023	Total/NA	Water	8260D	
320-97389-11	PDB-BLANK-03032023	Total/NA	Water	8260D	
MB 580-420023/7	Method Blank	Total/NA	Water	8260D	
LCS 580-420023/4	Lab Control Sample	Total/NA	Water	8260D	
LCSD 580-420023/5	Lab Control Sample Dup	Total/NA	Water	8260D	
320-97389-9 MS	MW-6.7-03032023	Total/NA	Water	8260D	
320-97389-9 MSD	MW-6.7-03032023	Total/NA	Water	8260D	

Analysis Batch: 661315

Lab Sample ID	Client Sample ID	Prep Type	Matrix	Method	Prep Batch
320-97389-5	MW-5.20-03032023	Total/NA	Water	8260B	
MB 320-661315/12	Method Blank	Total/NA	Water	8260B	
LCS 320-661315/9	Lab Control Sample	Total/NA	Water	8260B	
LCSD 320-661315/10	Lab Control Sample Dup	Total/NA	Water	8260B	

GC Semi VOA

Prep Batch: 658661

Lab Sample ID	Client Sample ID	Prep Type	Matrix	Method	Prep Batch
320-97389-5	MW-5.20-03032023	Silica Gel Cleanup	Water	3510C SGC	
MB 320-658661/1-A	Method Blank	Silica Gel Cleanup	Water	3510C SGC	
LCS 320-658661/2-A	Lab Control Sample	Silica Gel Cleanup	Water	3510C SGC	
LCSD 320-658661/3-A	Lab Control Sample Dup	Silica Gel Cleanup	Water	3510C SGC	

Analysis Batch: 661355

Lab Sample ID	Client Sample ID	Prep Type	Matrix	Method	Prep Batch
320-97389-5	MW-5.20-03032023	Silica Gel Cleanup	Water	8015C	658661
MB 320-658661/1-A	Method Blank	Silica Gel Cleanup	Water	8015C	658661
LCS 320-658661/2-A	Lab Control Sample	Silica Gel Cleanup	Water	8015C	658661
LCSD 320-658661/3-A	Lab Control Sample Dup	Silica Gel Cleanup	Water	8015C	658661

Metals

Prep Batch: 659355

Lab Sample ID	Client Sample ID	Prep Type	Matrix	Method	Prep Batch
320-97389-3	MW-4.1-03012023	Dissolved	Water	3005A	
320-97389-4	MW-5.7-03012023	Dissolved	Water	3005A	
320-97389-6	MW-6.3-03012023	Dissolved	Water	3005A	
320-97389-7	MW-6.4-03032023	Dissolved	Water	3005A	
320-97389-8	MW-6.5-03032023	Dissolved	Water	3005A	
320-97389-12	MW-7.1-03022023	Dissolved	Water	3005A	
320-97389-13	MW-7.2-03022023	Dissolved	Water	3005A	
320-97389-14	MW-7.3-03022023	Dissolved	Water	3005A	
320-97389-15	DUP-3-03022023	Dissolved	Water	3005A	
MB 320-659355/1-A	Method Blank	Total Recoverable	Water	3005A	
LCS 320-659355/2-A	Lab Control Sample	Total Recoverable	Water	3005A	
320-97389-3 MS	MW-4.1-03012023	Dissolved	Water	3005A	
320-97389-3 MSD	MW-4.1-03012023	Dissolved	Water	3005A	

Eurofins Sacramento

QC Association Summary

Client: Kennedy/Jenks Consultants
Project/Site: Mendocino Railway Groundwater

Job ID: 320-97389-1

Metals

Analysis Batch: 660710

Lab Sample ID	Client Sample ID	Prep Type	Matrix	Method	Prep Batch
320-97389-3	MW-4.1-03012023	Dissolved	Water	6020	659355
320-97389-4	MW-5.7-03012023	Dissolved	Water	6020	659355
320-97389-6	MW-6.3-03012023	Dissolved	Water	6020	659355
320-97389-7	MW-6.4-03032023	Dissolved	Water	6020	659355
320-97389-8	MW-6.5-03032023	Dissolved	Water	6020	659355
320-97389-12	MW-7.1-03022023	Dissolved	Water	6020	659355
320-97389-13	MW-7.2-03022023	Dissolved	Water	6020	659355
320-97389-14	MW-7.3-03022023	Dissolved	Water	6020	659355
320-97389-15	DUP-3-03022023	Dissolved	Water	6020	659355
MB 320-659355/1-A	Method Blank	Total Recoverable	Water	6020	659355
LCS 320-659355/2-A	Lab Control Sample	Total Recoverable	Water	6020	659355
320-97389-3 MS	MW-4.1-03012023	Dissolved	Water	6020	659355
320-97389-3 MSD	MW-4.1-03012023	Dissolved	Water	6020	659355

Lab Chronicle

Client: Kennedy/Jenks Consultants
 Project/Site: Mendocino Railway Groundwater

Job ID: 320-97389-1

Client Sample ID: MW-3.17-03012023

Lab Sample ID: 320-97389-1

Date Collected: 03/01/23 13:46

Matrix: Water

Date Received: 03/03/23 16:10

Prep Type	Batch Type	Batch Method	Run	Dil Factor	Initial Amount	Final Amount	Batch Number	Prepared or Analyzed	Analyst	Lab
Total/NA	Analysis	8260D		1	10 mL	10 mL	420023	03/10/23 02:03	JBT	EET SEA

Client Sample ID: TB-2-03012023

Lab Sample ID: 320-97389-2

Date Collected: 03/01/23 13:15

Matrix: Water

Date Received: 03/03/23 16:10

Prep Type	Batch Type	Batch Method	Run	Dil Factor	Initial Amount	Final Amount	Batch Number	Prepared or Analyzed	Analyst	Lab
Total/NA	Analysis	8260D		1	10 mL	10 mL	420023	03/09/23 23:31	JBT	EET SEA

Client Sample ID: MW-4.1-03012023

Lab Sample ID: 320-97389-3

Date Collected: 03/01/23 14:51

Matrix: Water

Date Received: 03/03/23 16:10

Prep Type	Batch Type	Batch Method	Run	Dil Factor	Initial Amount	Final Amount	Batch Number	Prepared or Analyzed	Analyst	Lab
Dissolved	Prep	3005A			50 mL	50 mL	659355	03/09/23 05:45	NIM	EET SAC
Dissolved	Analysis	6020		1			660710	03/14/23 09:52	GSH	EET SAC

Client Sample ID: MW-5.7-03012023

Lab Sample ID: 320-97389-4

Date Collected: 03/01/23 15:44

Matrix: Water

Date Received: 03/03/23 16:10

Prep Type	Batch Type	Batch Method	Run	Dil Factor	Initial Amount	Final Amount	Batch Number	Prepared or Analyzed	Analyst	Lab
Dissolved	Prep	3005A			50 mL	50 mL	659355	03/09/23 05:45	NIM	EET SAC
Dissolved	Analysis	6020		1			660710	03/14/23 10:06	GSH	EET SAC

Client Sample ID: MW-5.20-03032023

Lab Sample ID: 320-97389-5

Date Collected: 03/03/23 08:01

Matrix: Water

Date Received: 03/03/23 16:10

Prep Type	Batch Type	Batch Method	Run	Dil Factor	Initial Amount	Final Amount	Batch Number	Prepared or Analyzed	Analyst	Lab
Total/NA	Analysis	8260B		1	50 mL	50 mL	661315	03/16/23 15:35	SS	EET SAC
Silica Gel Cleanup	Prep	3510C SGC			1068.2 mL	3 mL	658661	03/07/23 09:09	AS	EET SAC
Silica Gel Cleanup	Analysis	8015C		1	1 mL	1 mL	661355	03/16/23 18:12	RAR	EET SAC

Client Sample ID: MW-6.3-03012023

Lab Sample ID: 320-97389-6

Date Collected: 03/01/23 16:35

Matrix: Water

Date Received: 03/03/23 16:10

Prep Type	Batch Type	Batch Method	Run	Dil Factor	Initial Amount	Final Amount	Batch Number	Prepared or Analyzed	Analyst	Lab
Total/NA	Analysis	8260D		1	10 mL	10 mL	420023	03/10/23 02:25	JBT	EET SEA
Dissolved	Prep	3005A			50 mL	50 mL	659355	03/09/23 05:45	NIM	EET SAC
Dissolved	Analysis	6020		1			660710	03/14/23 10:16	GSH	EET SAC

Lab Chronicle

Client: Kennedy/Jenks Consultants
Project/Site: Mendocino Railway Groundwater

Job ID: 320-97389-1

Client Sample ID: MW-6.4-03032023

Lab Sample ID: 320-97389-7

Date Collected: 03/03/23 09:59

Matrix: Water

Date Received: 03/03/23 16:10

Prep Type	Batch Type	Batch Method	Run	Dil Factor	Initial Amount	Final Amount	Batch Number	Prepared or Analyzed	Analyst	Lab
Dissolved	Prep	3005A			50 mL	50 mL	659355	03/09/23 05:45	NIM	EET SAC
Dissolved	Analysis	6020		1			660710	03/14/23 10:19	GSH	EET SAC

Client Sample ID: MW-6.5-03032023

Lab Sample ID: 320-97389-8

Date Collected: 03/03/23 09:26

Matrix: Water

Date Received: 03/03/23 16:10

Prep Type	Batch Type	Batch Method	Run	Dil Factor	Initial Amount	Final Amount	Batch Number	Prepared or Analyzed	Analyst	Lab
Dissolved	Prep	3005A			50 mL	50 mL	659355	03/09/23 05:45	NIM	EET SAC
Dissolved	Analysis	6020		1			660710	03/14/23 10:22	GSH	EET SAC

Client Sample ID: MW-6.7-03032023

Lab Sample ID: 320-97389-9

Date Collected: 03/03/23 08:30

Matrix: Water

Date Received: 03/03/23 16:10

Prep Type	Batch Type	Batch Method	Run	Dil Factor	Initial Amount	Final Amount	Batch Number	Prepared or Analyzed	Analyst	Lab
Total/NA	Analysis	8260D		1	10 mL	10 mL	420023	03/10/23 02:47	JBT	EET SEA

Client Sample ID: MW-6.10-03032023

Lab Sample ID: 320-97389-10

Date Collected: 03/03/23 08:40

Matrix: Water

Date Received: 03/03/23 16:10

Prep Type	Batch Type	Batch Method	Run	Dil Factor	Initial Amount	Final Amount	Batch Number	Prepared or Analyzed	Analyst	Lab
Total/NA	Analysis	8260D		1	10 mL	10 mL	420023	03/10/23 03:08	JBT	EET SEA

Client Sample ID: PDB-BLANK-03032023

Lab Sample ID: 320-97389-11

Date Collected: 03/03/23 08:45

Matrix: Water

Date Received: 03/03/23 16:10

Prep Type	Batch Type	Batch Method	Run	Dil Factor	Initial Amount	Final Amount	Batch Number	Prepared or Analyzed	Analyst	Lab
Total/NA	Analysis	8260D		1	10 mL	10 mL	420023	03/09/23 23:53	JBT	EET SEA

Client Sample ID: MW-7.1-03022023

Lab Sample ID: 320-97389-12

Date Collected: 03/02/23 17:15

Matrix: Water

Date Received: 03/03/23 16:10

Prep Type	Batch Type	Batch Method	Run	Dil Factor	Initial Amount	Final Amount	Batch Number	Prepared or Analyzed	Analyst	Lab
Dissolved	Prep	3005A			50 mL	50 mL	659355	03/09/23 05:45	NIM	EET SAC
Dissolved	Analysis	6020		1			660710	03/14/23 10:25	GSH	EET SAC

Lab Chronicle

Client: Kennedy/Jenks Consultants
 Project/Site: Mendocino Railway Groundwater

Job ID: 320-97389-1

Client Sample ID: MW-7.2-03022023

Lab Sample ID: 320-97389-13

Date Collected: 03/02/23 16:07

Matrix: Water

Date Received: 03/03/23 16:10

Prep Type	Batch Type	Batch Method	Run	Dil Factor	Initial Amount	Final Amount	Batch Number	Prepared or Analyzed	Analyst	Lab
Dissolved	Prep	3005A			50 mL	50 mL	659355	03/09/23 05:45	NIM	EET SAC
Dissolved	Analysis	6020		1			660710	03/14/23 10:28	GSH	EET SAC

Client Sample ID: MW-7.3-03022023

Lab Sample ID: 320-97389-14

Date Collected: 03/02/23 16:41

Matrix: Water

Date Received: 03/03/23 16:10

Prep Type	Batch Type	Batch Method	Run	Dil Factor	Initial Amount	Final Amount	Batch Number	Prepared or Analyzed	Analyst	Lab
Dissolved	Prep	3005A			50 mL	50 mL	659355	03/09/23 05:45	NIM	EET SAC
Dissolved	Analysis	6020		1			660710	03/14/23 10:31	GSH	EET SAC

Client Sample ID: DUP-3-03022023

Lab Sample ID: 320-97389-15

Date Collected: 03/02/23 16:42

Matrix: Water

Date Received: 03/03/23 16:10

Prep Type	Batch Type	Batch Method	Run	Dil Factor	Initial Amount	Final Amount	Batch Number	Prepared or Analyzed	Analyst	Lab
Dissolved	Prep	3005A			50 mL	50 mL	659355	03/09/23 05:45	NIM	EET SAC
Dissolved	Analysis	6020		1			660710	03/14/23 10:34	GSH	EET SAC

Laboratory References:

EET SAC = Eurofins Sacramento, 880 Riverside Parkway, West Sacramento, CA 95605, TEL (916)373-5600

EET SEA = Eurofins Seattle, 5755 8th Street East, Tacoma, WA 98424, TEL (253)922-2310

Accreditation/Certification Summary

Client: Kennedy/Jenks Consultants
Project/Site: Mendocino Railway Groundwater

Job ID: 320-97389-1

Laboratory: Eurofins Sacramento

The accreditations/certifications listed below are applicable to this report.

Authority	Program	Identification Number	Expiration Date
California	State	2897	01-22-24

Laboratory: Eurofins Seattle

The accreditations/certifications listed below are applicable to this report.

Authority	Program	Identification Number	Expiration Date
California	State	2954	07-07-23

- 1
- 2
- 3
- 4
- 5
- 6
- 7
- 8
- 9
- 10
- 11
- 12
- 13
- 14
- 15

Method Summary

Client: Kennedy/Jenks Consultants
Project/Site: Mendocino Railway Groundwater

Job ID: 320-97389-1

Method	Method Description	Protocol	Laboratory
8260B	Volatile Organic Compounds (GC/MS)	SW846	EET SAC
8260D	Volatile Organic Compounds by GC/MS	SW846	EET SEA
8015C	Diesel Range Organics (DRO) (GC)	EPA	EET SAC
6020	Metals (ICP/MS)	SW846	EET SAC
3005A	Preparation, Total Recoverable or Dissolved Metals	SW846	EET SAC
3510C SGC	Liquid-Liquid Extraction (Separatory Funnel)	SW846	EET SAC
5030B	Purge and Trap	SW846	EET SAC
5030B	Purge and Trap	SW846	EET SEA

Protocol References:

EPA = US Environmental Protection Agency

SW846 = "Test Methods For Evaluating Solid Waste, Physical/Chemical Methods", Third Edition, November 1986 And Its Updates.

Laboratory References:

EET SAC = Eurofins Sacramento, 880 Riverside Parkway, West Sacramento, CA 95605, TEL (916)373-5600

EET SEA = Eurofins Seattle, 5755 8th Street East, Tacoma, WA 98424, TEL (253)922-2310

Sample Summary

Client: Kennedy/Jenks Consultants
Project/Site: Mendocino Railway Groundwater

Job ID: 320-97389-1

Lab Sample ID	Client Sample ID	Matrix	Collected	Received
320-97389-1	MW-3.17-03012023	Water	03/01/23 13:46	03/03/23 16:10
320-97389-2	TB-2-03012023	Water	03/01/23 13:15	03/03/23 16:10
320-97389-3	MW-4.1-03012023	Water	03/01/23 14:51	03/03/23 16:10
320-97389-4	MW-5.7-03012023	Water	03/01/23 15:44	03/03/23 16:10
320-97389-5	MW-5.20-03032023	Water	03/03/23 08:01	03/03/23 16:10
320-97389-6	MW-6.3-03012023	Water	03/01/23 16:35	03/03/23 16:10
320-97389-7	MW-6.4-03032023	Water	03/03/23 09:59	03/03/23 16:10
320-97389-8	MW-6.5-03032023	Water	03/03/23 09:26	03/03/23 16:10
320-97389-9	MW-6.7-03032023	Water	03/03/23 08:30	03/03/23 16:10
320-97389-10	MW-6.10-03032023	Water	03/03/23 08:40	03/03/23 16:10
320-97389-11	PDB-BLANK-03032023	Water	03/03/23 08:45	03/03/23 16:10
320-97389-12	MW-7.1-03022023	Water	03/02/23 17:15	03/03/23 16:10
320-97389-13	MW-7.2-03022023	Water	03/02/23 16:07	03/03/23 16:10
320-97389-14	MW-7.3-03022023	Water	03/02/23 16:41	03/03/23 16:10
320-97389-15	DUP-3-03022023	Water	03/02/23 16:42	03/03/23 16:10

1

2

3

4

5

6

7

8

9

10

11

12

13

14

15

Chain of Custody Record

TestAmerica Laboratories, Inc.

Client Contact		Report To: Rachel Morgan, Cayla Whiteside rachelmorgan@kennedyjenks.com, caylawhiteside@kennedyjenks.com		Site Contact:		Date: 03/16/23 Carrier: 00123		COC No: 1 of 3 COC's	
Analysis Turnaround Time		Calendar (C) or Work Days (W)		Analysis Turnaround Time		Job No.		SDG No.	
<input type="checkbox"/> TAT if different from Below <input type="checkbox"/> 2 weeks <input type="checkbox"/> 1 week <input type="checkbox"/> 2 days <input type="checkbox"/> 1 day									
Sample Identification		Sample Date	Sample Time	Sample Type	Matrix	# of Com.	Sample Specific Notes		
MW-2.2				GW	GW		BD		
MW-2.3				GW	GW		BD		
MW-2.4				GW	GW		BD		
MW-2.5				GW	GW		BD		
MW-2.6				GW	GW		BD		
MW-2.7				GW	GW		BD		
MW-2.8				GW	GW		BD		
MW-2.9				GW	GW		BD		
MW-2.10				GW	GW		BD		
MW-2.11				GW	GW		BD		
MW-2.12				GW	GW		BD		
MW-2.13				GW	GW		BD		
MW-3.17-03012023		03/16/23	1346	Hand	GW		BD		
MW-3.16R-					GW		BD		
MW-3.18-					GW		BD		
TB-2-03012023		03/16/23	1315	Hand	GW		BD		
TB-2-03012023		03/16/23	1315	Hand	GW		BD		



Preservation Used: 1= Ice, 2= HCl; 3= H2SO4; 4= HNO3; 5= NaOH; 6= Other
Possible Hazard Identification
 Non-Hazard Flammable Skin Irritant Poison B Unknown
 Return To Client Disposal By Lab Five For Months

Special Instructions/QC Requirements & Comments:
 *Report Vinyl Chloride to MDL of 0.020 ug/L

Relinquished by: [Signature]	Company: 1513	Date/Time: 03/16/23	Received by: [Signature]	Company: EETSAC	Date/Time: 3-3-23 16:10
Relinquished by:	Company:	Date/Time:	Received by:	Company:	Date/Time:
Relinquished by:	Company:	Date/Time:	Received by:	Company:	Date/Time:

3,5c



Chain of Custody Record



TestAmerica Laboratories, Inc.

Client Contact Rachel Morgan, Kennedy Jenks Consultants 275 Battery St., Suite 550 San Francisco, CA 94111 415-243-2150 rachelmorgan@kennedyjenks.com Mendocino Railway Groundwater Monitoring Fort Bragg, CA P O #		Report To: Rachel Morgan, Cayla Whiteside rachelmorgan@kennedyjenks.com; caylawhiteside@kennedyjenks.com		Site Contact:		Date: 05/02/23 Carrier: FedEx		COC No. 2 of 3 COCs				
Analysis Turnaround Time Calendar (C) or Work Days (W) TAT if different from Below <input type="checkbox"/> 2 weeks <input type="checkbox"/> 1 week <input type="checkbox"/> 2 days <input type="checkbox"/> 1 day		Sample Identification		Filtered Sample		Disposal (A fee may be assessed if samples are retained longer than 1 month) <input type="checkbox"/> Return To Client <input type="checkbox"/> Disposal By Lab <input type="checkbox"/> Hive For _____ Months		Sample Specific Notes				
Sample Date	Sample Time	Sample Type	Matrix	# of Cont.	Disolved Arsenic Only, Field Filtered	TPH-G (9260B)	TPH-D w/SGC (8015B/630C)	VOCs (low level 8260B): 1,1-DCA, 1,1-DCE, PCE, TCE, VC* only	VOCs (low level 8260B): 1,1-DCA, 1,1-DCE, PCE, TCE, VC*, and Benzene	FP (8270 SIM)	PCDBs/PCDFs (8290)	Disolved CAM 17 Metals (6020): Disolved Barium Only, Field Filtered
05/01/23	1635	Ventons	GW	4	X			X				
05/02/23	0959	M103	GW	1	X							
05/03/23	0926	M103	GW	1	X							
05/03/23	0830	M103	GW	8				X				
05/03/23	0840	M103	GW	3				X				
05/03/23	0845	M103	GW	3					X			MS MSD - Limited MS/MSD
05/02/23	1715	M103	GW	1	X							
05/02/23	1607	M103	GW	1	X							
05/02/23	1641	M103	GW	1	X							
05/02/23	1642	M103	GW	1	X							
Preservation Used: 1= Ice, 2= HCl; 3= H2SO4; 4= HNO3; 5= NaOH; 6= Other												
Possible Hazard Identification <input type="checkbox"/> Non-Hazard <input type="checkbox"/> Flammable <input type="checkbox"/> Skin Irritant <input type="checkbox"/> Poison B <input type="checkbox"/> Unknown												
Special Instructions/QC Requirements & Comments: *Report Vinyl Chloride to MIDL of 0.020 ug/L												

Relinquished by: [Signature]	Company: BTB	Date/Time: 05/02/23 1600	Received by: [Signature]	Company: EETSA	Date/Time: 3-3-23 16:30
Relinquished by:	Company:	Date/Time:	Received by:	Company:	Date/Time:
Relinquished by:	Company:	Date/Time:	Received by:	Company:	Date/Time:

3,5°C



Login Sample Receipt Checklist

Client: Kennedy/Jenks Consultants

Job Number: 320-97389-1

Login Number: 97389

List Source: Eurofins Sacramento

List Number: 1

Creator: Cahill, Nicholas P

Question	Answer	Comment
Radioactivity wasn't checked or is <=/ background as measured by a survey meter.	True	
The cooler's custody seal, if present, is intact.	N/A	
Sample custody seals, if present, are intact.	N/A	
The cooler or samples do not appear to have been compromised or tampered with.	True	
Samples were received on ice.	True	
Cooler Temperature is acceptable.	True	
Cooler Temperature is recorded.	True	
COC is present.	True	
COC is filled out in ink and legible.	True	
COC is filled out with all pertinent information.	True	
Is the Field Sampler's name present on COC?	True	
There are no discrepancies between the containers received and the COC.	True	
Samples are received within Holding Time (excluding tests with immediate HTs)	True	
Sample containers have legible labels.	True	
Containers are not broken or leaking.	True	
Sample collection date/times are provided.	True	
Appropriate sample containers are used.	True	
Sample bottles are completely filled.	True	
Sample Preservation Verified.	N/A	
There is sufficient vol. for all requested analyses, incl. any requested MS/MSDs	True	
Containers requiring zero headspace have no headspace or bubble is <6mm (1/4").	True	
Multiphasic samples are not present.	True	
Samples do not require splitting or compositing.	True	
Residual Chlorine Checked.	N/A	

Login Sample Receipt Checklist

Client: Kennedy/Jenks Consultants

Job Number: 320-97389-1

Login Number: 97389

List Source: Eurofins Sacramento

List Number: 3

Creator: Simmons, Jason C

Question	Answer	Comment
Radioactivity wasn't checked or is <=/ background as measured by a survey meter.	True	
The cooler's custody seal, if present, is intact.	True	2144682
Sample custody seals, if present, are intact.	False	
The cooler or samples do not appear to have been compromised or tampered with.	True	
Samples were received on ice.	True	
Cooler Temperature is acceptable.	True	
Cooler Temperature is recorded.	True	3.5c
COC is present.	True	
COC is filled out in ink and legible.	True	
COC is filled out with all pertinent information.	True	
Is the Field Sampler's name present on COC?	N/A	Received project as a subcontract.
There are no discrepancies between the containers received and the COC.	True	
Samples are received within Holding Time (excluding tests with immediate HTs)	True	
Sample containers have legible labels.	True	
Containers are not broken or leaking.	True	
Sample collection date/times are provided.	True	
Appropriate sample containers are used.	True	
Sample bottles are completely filled.	True	
Sample Preservation Verified.	N/A	
There is sufficient vol. for all requested analyses, incl. any requested MS/MSDs	True	
Containers requiring zero headspace have no headspace or bubble is <6mm (1/4").	True	
Multiphasic samples are not present.	True	
Samples do not require splitting or compositing.	True	
Residual Chlorine Checked.	N/A	

Login Sample Receipt Checklist

Client: Kennedy/Jenks Consultants

Job Number: 320-97389-1

Login Number: 97389
List Number: 2
Creator: Prigge, Madison

List Source: Eurofins Seattle
List Creation: 03/07/23 12:10 PM

Question	Answer	Comment
Radioactivity wasn't checked or is <=/ background as measured by a survey meter.	N/A	
The cooler's custody seal, if present, is intact.	True	
Sample custody seals, if present, are intact.	True	
The cooler or samples do not appear to have been compromised or tampered with.	True	
Samples were received on ice.	True	
Cooler Temperature is acceptable.	True	
Cooler Temperature is recorded.	True	IR10=0.3c/0.6c
COC is present.	True	
COC is filled out in ink and legible.	True	
COC is filled out with all pertinent information.	False	COC not relinquished.
Is the Field Sampler's name present on COC?	N/A	Received project as a subcontract.
There are no discrepancies between the containers received and the COC.	False	Received extra samples not listed on COC.
Samples are received within Holding Time (excluding tests with immediate HTs)	True	
Sample containers have legible labels.	True	
Containers are not broken or leaking.	True	
Sample collection date/times are provided.	True	
Appropriate sample containers are used.	True	
Sample bottles are completely filled.	True	
Sample Preservation Verified.	True	
There is sufficient vol. for all requested analyses, incl. any requested MS/MSDs	True	
Containers requiring zero headspace have no headspace or bubble is <6mm (1/4").	True	
Multiphasic samples are not present.	True	
Samples do not require splitting or compositing.	True	
Residual Chlorine Checked.	N/A	

Appendix E

Data Review

Data Validation Report

Site/Facility Name: Fort Bragg-Sawmill
Laboratory Sample Delivery Group: 320-97328-1
Laboratory Report Date: 2023-03-24
Date Validated: 2023-04-12
Laboratory Name: TestAmerica, Seattle
Laboratory Location: Seattle, WA

Table 1. Data Validation Summary

Quality Control Element	Item Checked?	Issue Noted?	Data Qualified?
Chain of Custody	X		
Sample Preservation	X		
Holding Time	X		
Method Blanks	X	X	X
Trip Blanks	X		
Laboratory Control Samples	X		
Matrix Spikes	X	X	
Surrogate Recovery	X		
Laboratory Duplicates	NA		
Field Blank Samples	X	X	X
Field Duplicate Samples	X	X	
Chromatograms Provided	NA		
Dissolved Metals Field Filtered	X		
Other Issues or Information	X	X	X

Data Validation Details

Method Blanks

Diesel Range Organics [C10-C28] were detected in the method blank in batch 660684 at 18.8J ug/L. Associated samples MW-3.2-02282023 and DUP-1-02282023 were detected >5x the method blank concentration, the laboratories "B" qualifier was removed. Associated sample EB-2-02282023 was detected less than the reporting limit, qualified as non-detect, U, at the reported detection limit.

Eleven (11) dioxin/furan compounds were detected in the method blank for batch 659784.

1,2,3,4,7,8-HxCDD was detected in the method blank in batch 659784 at 1.77J pg/L. Associated samples MW-2.2-02282023, MW-3.12R-20282023, DUP-2-20282023, MW-3.9-02282023, EB-1-03012023, MW-2.3-02282023 and MW-2.7-02282023 were detected <5x the method blank concentration, qualified as non-detect, U, at the reported concentration.

1,2,3,6,7,8-HxCDD was detected in the method blank in batch 659784 at 0.880J pg/L. Associated samples MW-2.2-02282023 and MW-2.3-02282023 were detected <5x the method blank concentration, qualified as non-detect, U, at the reported concentration.

1,2,3,7,8,9-HxCDD was detected in the method blank in batch 659784 at 0.688J pg/L. Associated samples MW-2.2-02282023, MW-3.12R-02282023 and MW-2.3-02282023 were detected <5x the method blank concentration, qualified as non-detect, U, at the reported concentration.

Total HxCDD was detected in the method blank in batch 659784 at 3.34J pg/L. Associated samples MW-2.2-02282023, MW-3.12R-20282023, DUP-2-20282023, MW-3.9-02282023, EB-1-03012023, MW-2.3-02282023 and MW-2.7-02282023 were detected <5x the method blank concentration, qualified as non-detect, U, at the reported concentration.

1,2,3,4,6,7,8-HpCDD was detected in the method blank in batch 659784 at 3.05J pg/L. Associated samples MW-2.2-02282023, MW-3.12R-20282023, DUP-2-20282023, MW-3.9-02282023, EB-1-03012023, MW-2.3-02282023 and MW-2.7-02282023 were detected <5x the method blank concentration, qualified as non-detect, U, at the reported concentration.

Total HpCDD was detected in the method blank in batch 659784 at 5.21J pg/L. Associated samples MW-2.2-02282023, MW-3.12R-20282023, DUP-2-20282023, MW-3.9-02282023, EB-1-03012023 and MW-2.7-02282023 were detected <5x the method blank concentration, qualified as non-detect, U, at the reported concentration. Associated sample MW-2.3-02282023 was detected greater than the reporting limit, qualified as estimated, J+.

OCDD was detected in the method blank in batch 659784 at 12.1J pg/L. Associated samples MW-3.12R-20282023, DUP-2-20282023, MW-3.9-02282023 and EB-1-03012023 were detected <10x the method blank concentration and less than the reporting limit, qualified as non-detect, U, at the reported concentration. Associated samples MW-2.2-02282023, MW-2.3-02282023 and MW-2.7-02282023 were detected <10x the method blank concentration but greater than the reporting limit, qualified as estimated, J+.

1,2,3,4,6,7,8-HpCDF was detected in the method blank in batch 659784 at 2.37J pg/L. Associated samples MW-2.2-02282023, MW-3.12R-20282023, DUP-2-20282023, MW-3.9-02282023, EB-1-03012023, MW-2.3-02282023 and MW-2.7-02282023 were detected <5x the method blank concentration, qualified as non-detect, U, at the reported concentration.

1,2,3,4,7,8,9-HpCDF was detected in the method blank in batch 659784 at 1.36J pg/L. Associated samples MW-3.12R-20282023, MW-3.9-02282023, MW-2.3-02282023 and MW-2.7-02282023 were detected <5x the method blank concentration, qualified as non-detect, U, at the reported concentration.

Total HpCDF was detected in the method blank in batch 659784 at 3.73J pg/L. Associated samples MW-2.2-02282023, MW-3.12R-20282023, DUP-2-20282023, MW-3.9-02282023, EB-1-03012023, MW-2.3-02282023 and MW-2.7-02282023 were detected <5x the method blank concentration, qualified as non-detect, U, at the reported concentration.

OCDF was detected in the method blank in batch 659784 at 4.40J pg/L. Associated samples MW-2.2-02282023, MW-3.12R-20282023, DUP-2-20282023, MW-3.9-02282023, EB-1-03012023, MW-2.3-02282023 and MW-2.7-02282023 were detected <10x the method blank concentration, qualified as non-detect, U, at the reported concentration.

Trip Blanks

There were no detections in trip blank sample TB-1-02282023.

Matrix Spikes

Lab Sample ID: 320-97328-11 Client Sample ID: EB-2-02282023 Method: EPA 507

This sample is a field blank and is not recommended by EPA data review guidelines to be analyzed as the MS/MSD, therefore the results of this matrix spike were not considered during data validation.

Laboratory Duplicates

Laboratory duplicates were not required by the methods in this sample delivery group.

Field Blank Samples

Diesel Range Organics [C10-C28] were detected in equipment blank sample EB-2-02282023 at 18J ug/L. The equipment blank was qualified as non-detect, U, based upon the method blank, no additional action taken.

Eight (8) dioxin/furan compounds were detected in the equipment blank sample EB-1-03012023.

1,2,3,4,7,8-HxCDD was detected in the equipment blank sample EB-1-03012023 at 1.4J pg/L. Associated samples MW-2.2-02282023, MW-3.12R-20282023, DUP-2-20282023, MW-3.9-02282023, EB-1-03012023, MW-2.3-02282023 and MW-2.7-02282023 were qualified as non-detect, U, at the reported concentration based upon the method blank, no additional action taken.

Total HxCDD was detected in the equipment blank sample EB-1-03012023 at 2.3J pg/L. Associated samples MW-2.2-02282023, MW-3.12R-20282023, DUP-2-20282023, MW-3.9-02282023, EB-1-03012023, MW-2.3-02282023 and MW-2.7-02282023 were qualified as non-detect, U, at the reported concentration based upon the method blank, no additional action taken.

1,2,3,4,6,7,8-HpCDD was detected in the equipment blank sample EB-1-03012023 at 0.43J pg/L. Associated samples MW-2.2-02282023, MW-3.12R-20282023, DUP-2-20282023, MW-3.9-02282023, EB-1-03012023, MW-2.3-02282023 and MW-2.7-02282023 were qualified as non-detect, U, at the reported concentration based upon the method blank, no additional action taken.

Total HpCDD was detected in the equipment blank sample EB-1-03012023 at 1.3J pg/L. Associated samples MW-2.2-02282023, MW-3.12R-20282023, DUP-2-20282023, MW-3.9-02282023, EB-1-03012023 and MW-2.7-02282023 were qualified as non-detect, U, at the reported concentration based upon the method blank, no additional action taken. Associated sample MW-2.3-02282023 was qualified as estimated, J+ based upon the method blank, no additional action taken.

OCDD was detected in the equipment blank sample EB-1-03012023 at 2.2J pg/L. Associated samples MW-3.12R-20282023, DUP-2-20282023, MW-3.9-02282023 and EB-1-03012023 were qualified as non-detect, U, at the reported concentration based upon the method blank, no additional action taken. Associated samples MW-2.2-02282023, MW-2.3-02282023 and MW-2.7-02282023 were qualified as estimated, J+ based upon the method blank, no additional action taken.

1,2,3,4,6,7,8-HpCDF was detected in the equipment blank sample EB-1-03012023 at 0.20J pg/L. Associated samples MW-3.12R-20282023, MW-3.9-02282023, MW-2.3-02282023 and MW-2.7-02282023 were qualified as non-detect, U, at the reported concentration based upon the method blank, no additional action taken.

Total HpCDF was detected in the equipment blank sample EB-1-03012023 at 0.20J pg/L. Associated samples MW-2.2-02282023, MW-3.12R-20282023, DUP-2-20282023, MW-3.9-02282023, EB-1-03012023, MW-2.3-02282023 and MW-2.7-02282023 were qualified as non-detect, U, at the reported concentration based upon the method blank, no additional action taken.

OCDF was detected in the equipment blank sample EB-1-03012023 at 0.40J pg/L. Associated samples MW-2.2-02282023, MW-3.12R-20282023, DUP-2-20282023, MW-3.9-02282023, EB-1-03012023, MW-2.3-02282023 and MW-2.7-02282023 were qualified as non-detect, U, at the reported concentration based upon the method blank, no additional action taken.

Field Duplicate Samples

The RPDs for the duplicate pair MW-3.2-02282023 and DUP-1-02282023 ranged from 0-23.3%. The RPD for Vinyl chloride was above the acceptance criteria at 23.3%, the results were <5x the reporting limit and the difference between sample results was <1x the lowest reporting limit, no action taken. The results for 1,1-Dichloroethene consisted of a detect and non-detect pair where the detection was <5x the reporting limit and the difference between sample results was <1x the lowest reporting limit, no action taken.

The RPDs for the duplicate pair MW-3.12R-02282023 and DUP-2-02282023 ranged from 0-1.23%. The results for 1,2,3,7,8,9-HxCDF, Total HxCDF and 2,3,4,6,7,8-HxCDF consisted of a detect and non-detect pair where the detection was <5x the reporting limit and the difference between sample results was <1x the lowest reporting limit, no action taken.

Chromatograms Provided

Petroleum analyses chromatograms were not required for this sample delivery group.

Dissolved Metals Field Filtered

Yes. Per COC.

Other Issues or Information

Dioxin and Furan results qualified as "q" were defined by the laboratory as: "The reported result is the estimated maximum possible concentration of this analyte, quantitated using the theoretical ion ratio. The measured ion ratio does not meet qualitative identification criteria and indicates a possible interference." Associated sample results were qualified as estimated, J.

Vinyl chloride results were reported to the method detection limit due to elevated reporting limit above the screening level.

Data Usability Statement:

Based on the data validation review, the data are acceptable as delivered. The findings with respect to the quality assurance/quality control (QA/QC) data identified in this report do not adversely affect the use of the analytical results.

Table 2. Description of samples

Sample ID	Sample Date	Lab Sample ID	Sample Type	Matrix	SW8015D-SG	SW8260D	SW8270ESIM	SW8290	E507	SW6020	SW8260B
DUP-1-02282023	2023-02-28	320-97328-5	FD	WQ	X	X					
DUP-2-02282023	2023-02-28	320-97328-13	FD	WQ			X	X			
EB-1-03012023	2023-03-01	320-97328-17	EB	WQ	X	X	X	X			
EB-2-02282023	2023-02-28	320-97328-11	EB	WQ	X	X			X	X	X
MW-2.2-02282023	2023-02-28	320-97328-1	N	WG				X			
MW-2.3-02282023	2023-02-28	320-97328-2	N	WG				X			
MW-2.7-02282023	2023-02-28	320-97328-3	N	WG				X			
MW-3.12R-02282023	2023-02-28	320-97328-12	N	WG			X	X			
MW-3.13-03012023	2023-03-01	320-97328-7	N	WG	X	X					
MW-3.16R-03012023	2023-03-01	320-97328-8	N	WG		X					
MW-3.18-03012023	2023-03-01	320-97328-9	N	WG		X					
MW-3.2-02282023	2023-02-28	320-97328-4	N	WG	X	X					
MW-3.3-03012023	2023-03-01	320-97328-6	N	WG		X					
MW-3.9-02282023	2023-02-28	320-97328-14	N	WG			X	X			
MW-9.1-02282023	2023-02-28	320-97328-15	N	WG					X		
MW-9.2-02282023	2023-02-28	320-97328-16	N	WG					X		
TB-1-02282023	2023-02-28	320-97328-10	TB	WQ		X					

Table 3. Parent sample identification

Sample ID	Parent Sample ID	Sample Type
DUP-1-02282023	MW-3.2-02282023	FD
MW-3.12R-02282023MS	MW-3.12R-02282023	MS
MW-3.12R-02282023SD	MW-3.12R-02282023	SD
DUP-2-02282023	MW-3.12R-02282023	FD

Table 4. Data that have been qualified are listed below.

Sample ID	Lab Sample ID	Analytic Method	CasRN	Parameter Name	Validated Result	Unit	Validator Reason
DUP-2-02282023	320-97328-13	SW8290	35822-46-9	1,2,3,4,6,7,8-Heptachlorodibenz o-p-Dioxin	< 4.9 U	pg/l	U due to method blank
DUP-2-02282023	320-97328-13	SW8290	67562-39-4	1,2,3,4,6,7,8-Heptachlorodibenz ofuran	< 0.62 U	pg/l	U due to method blank
DUP-2-02282023	320-97328-13	SW8290	39227-28-6	1,2,3,4,7,8-Hexachlorodibenzo-p-Dioxin	< 1.2 U	pg/l	U due to method blank
DUP-2-02282023	320-97328-13	SW8290	3268-87-9	Octachlorodibenzo-p-Dioxin (OCDD)	< 10 U	pg/l	U due to method blank
DUP-2-02282023	320-97328-13	SW8290	39001-02-0	Octachlorodibenzofuran (OCDF)	< 1.3 U	pg/l	U due to method blank
DUP-2-02282023	320-97328-13	SW8290	37871-00-4	Total Heptachlorodibenzo-p-dioxin (HpCDD)	< 6.9 U	pg/l	U due to method blank
DUP-2-02282023	320-97328-13	SW8290	38998-75-3	Total Heptachlorodibenzofuran (HpCDF)	< 1.3 U	pg/l	U due to method blank
DUP-2-02282023	320-97328-13	SW8290	34465-46-8	Total Hexachlorodibenzo-p-dioxin (HxCDD)	< 1.2 U	pg/l	U due to method blank
EB-1-03012023	320-97328-17	SW8260D	75-01-4	Vinyl Chloride	< 0.040 MDL	ug/l	Reported at the MDL due to elevated RL above screening level
EB-1-03012023	320-97328-17	SW8290	35822-46-9	1,2,3,4,6,7,8-Heptachlorodibenz o-p-Dioxin	< 0.43 U	pg/l	U due to method blank
EB-1-03012023	320-97328-17	SW8290	67562-39-4	1,2,3,4,6,7,8-Heptachlorodibenz ofuran	< 0.20 U	pg/l	U due to method blank
EB-1-03012023	320-97328-17	SW8290	39227-28-6	1,2,3,4,7,8-Hexachlorodibenzo-p-Dioxin	< 1.4 U	pg/l	U due to method blank
EB-1-03012023	320-97328-17	SW8290	3268-87-9	Octachlorodibenzo-p-Dioxin (OCDD)	< 2.2 U	pg/l	U due to method blank
EB-1-03012023	320-97328-17	SW8290	39001-02-0	Octachlorodibenzofuran (OCDF)	< 0.40 U	pg/l	U due to method blank
EB-1-03012023	320-97328-17	SW8290	37871-00-4	Total Heptachlorodibenzo-p-dioxin (HpCDD)	< 1.3 U	pg/l	U due to method blank
EB-1-03012023	320-97328-17	SW8290	38998-75-3	Total Heptachlorodibenzofuran (HpCDF)	< 0.20 U	pg/l	U due to method blank
EB-1-03012023	320-97328-17	SW8290	34465-46-8	Total Hexachlorodibenzo-p-dioxin (HxCDD)	< 2.3 U	pg/l	U due to method blank
EB-2-02282023	320-97328-11	SW8015D-SG	DROC10C28	Diesel Range Organics (C10-C28)	< 47 U	ug/l	U due to method blank
EB-2-02282023	320-97328-11	SW8260D	75-01-4	Vinyl Chloride	< 0.040 MDL	ug/l	Reported at the MDL due to elevated RL above screening level
MW-2.2-02282023	320-97328-1	SW8290	35822-46-9	1,2,3,4,6,7,8-Heptachlorodibenz o-p-Dioxin	< 6.9 U	pg/l	U due to method blank
MW-2.2-02282023	320-97328-1	SW8290	67562-39-4	1,2,3,4,6,7,8-Heptachlorodibenz ofuran	< 2.0 U	pg/l	U due to method blank
MW-2.2-02282023	320-97328-1	SW8290	39227-28-6	1,2,3,4,7,8-Hexachlorodibenzo-p-Dioxin	< 1.6 U	pg/l	U due to method blank
MW-2.2-02282023	320-97328-1	SW8290	57653-85-7	1,2,3,6,7,8-Hexachlorodibenzo-p-Dioxin	< 0.42 U	pg/l	U due to method blank
MW-2.2-02282023	320-97328-1	SW8290	19408-74-3	1,2,3,7,8,9-Hexachlorodibenzo-p-Dioxin	< 0.37 U	pg/l	U due to method blank
MW-2.2-02282023	320-97328-1	SW8290	3268-87-9	Octachlorodibenzo-p-Dioxin (OCDD)	100 J+	pg/l	J+ due to method blank
MW-2.2-02282023	320-97328-1	SW8290	39001-02-0	Octachlorodibenzofuran (OCDF)	< 4.0 U	pg/l	U due to method blank
MW-2.2-02282023	320-97328-1	SW8290	37871-00-4	Total Heptachlorodibenzo-p-dioxin (HpCDD)	< 15 U	pg/l	U due to method blank
MW-2.2-02282023	320-97328-1	SW8290	38998-75-3	Total Heptachlorodibenzofuran (HpCDF)	< 5.2 U	pg/l	U due to method blank
MW-2.2-02282023	320-97328-1	SW8290	34465-46-8	Total Hexachlorodibenzo-p-dioxin (HxCDD)	< 3.3 U	pg/l	U due to method blank
MW-2.3-02282023	320-97328-2	SW8290	35822-46-9	1,2,3,4,6,7,8-Heptachlorodibenz o-p-Dioxin	< 39 U	pg/l	U due to method blank
MW-2.3-02282023	320-97328-2	SW8290	67562-39-4	1,2,3,4,6,7,8-Heptachlorodibenz ofuran	< 11 U	pg/l	U due to method blank
MW-2.3-02282023	320-97328-2	SW8290	55673-89-7	1,2,3,4,7,8,9-Heptachlorodibenz ofuran	< 0.55 U	pg/l	U due to method blank
MW-2.3-02282023	320-97328-2	SW8290	39227-28-6	1,2,3,4,7,8-Hexachlorodibenzo-p-Dioxin	< 1.5 U	pg/l	U due to method blank
MW-2.3-02282023	320-97328-2	SW8290	57653-85-7	1,2,3,6,7,8-Hexachlorodibenzo-p-Dioxin	< 2.0 U	pg/l	U due to method blank

Sample ID	Lab Sample ID	Analytic Method	CasRN	Param Name	Validated Result	Unit	Validator Reason
MW-2.3-02282023	320-97328-2	SW8290	19408-74-3	1,2,3,7,8,9-Hexachlorodibenzo-p-Dioxin	< 1.5 U	pg/l	U due to method blank
MW-2.3-02282023	320-97328-2	SW8290	3268-87-9	Octachlorodibenzo-p-Dioxin (OCDD)	640 J+	pg/l	J+ due to method blank
MW-2.3-02282023	320-97328-2	SW8290	39001-02-0	Octachlorodibenzofuran (OCDF)	< 26 U	pg/l	U due to method blank
MW-2.3-02282023	320-97328-2	SW8290	37871-00-4	Total Heptachlorodibenzo-p-dioxin (HpCDD)	81 J+	pg/l	J+ due to method blank
MW-2.3-02282023	320-97328-2	SW8290	38998-75-3	Total Heptachlorodibenzofuran (HpCDF)	< 30 U	pg/l	U due to method blank
MW-2.3-02282023	320-97328-2	SW8290	34465-46-8	Total Hexachlorodibenzo-p-dioxin (HxCDD)	< 14 U	pg/l	U due to method blank
MW-2.3-02282023	320-97328-2	SW8290	55684-94-1	Total Hexachlorodibenzofuran (HxCDF)	2.6 J	pg/l	J due to estimated maximum possible concentration
MW-2.7-02282023	320-97328-3	SW8290	35822-46-9	1,2,3,4,6,7,8-Heptachlorodibenzo-p-Dioxin	< 8.4 U	pg/l	U due to method blank
MW-2.7-02282023	320-97328-3	SW8290	67562-39-4	1,2,3,4,6,7,8-Heptachlorodibenzofuran	< 3.0 U	pg/l	U due to method blank
MW-2.7-02282023	320-97328-3	SW8290	55673-89-7	1,2,3,4,7,8,9-Heptachlorodibenzofuran	< 0.27 U	pg/l	U due to method blank
MW-2.7-02282023	320-97328-3	SW8290	39227-28-6	1,2,3,4,7,8-Hexachlorodibenzo-p-Dioxin	< 1.4 U	pg/l	U due to method blank
MW-2.7-02282023	320-97328-3	SW8290	3268-87-9	Octachlorodibenzo-p-Dioxin (OCDD)	110 J+	pg/l	J+ due to method blank
MW-2.7-02282023	320-97328-3	SW8290	39001-02-0	Octachlorodibenzofuran (OCDF)	< 5.1 U	pg/l	U due to method blank
MW-2.7-02282023	320-97328-3	SW8290	37871-00-4	Total Heptachlorodibenzo-p-dioxin (HpCDD)	< 18 U	pg/l	U due to method blank
MW-2.7-02282023	320-97328-3	SW8290	38998-75-3	Total Heptachlorodibenzofuran (HpCDF)	< 7.3 U	pg/l	U due to method blank
MW-2.7-02282023	320-97328-3	SW8290	34465-46-8	Total Hexachlorodibenzo-p-dioxin (HxCDD)	< 3.1 U	pg/l	U due to method blank
MW-3.12R-02282023	320-97328-12	SW8290	35822-46-9	1,2,3,4,6,7,8-Heptachlorodibenzo-p-Dioxin	< 5.7 U	pg/l	U due to method blank
MW-3.12R-02282023	320-97328-12	SW8290	67562-39-4	1,2,3,4,6,7,8-Heptachlorodibenzofuran	< 1.6 U	pg/l	U due to method blank
MW-3.12R-02282023	320-97328-12	SW8290	55673-89-7	1,2,3,4,7,8,9-Heptachlorodibenzofuran	< 0.60 U	pg/l	U due to method blank
MW-3.12R-02282023	320-97328-12	SW8290	39227-28-6	1,2,3,4,7,8-Hexachlorodibenzo-p-Dioxin	< 1.9 U	pg/l	U due to method blank
MW-3.12R-02282023	320-97328-12	SW8290	19408-74-3	1,2,3,7,8,9-Hexachlorodibenzo-p-Dioxin	< 0.64 U	pg/l	U due to method blank
MW-3.12R-02282023	320-97328-12	SW8290	60851-34-5	2,3,4,6,7,8-Hexachlorodibenzofuran	0.58 J	pg/l	J due to estimated maximum possible concentration
MW-3.12R-02282023	320-97328-12	SW8290	3268-87-9	Octachlorodibenzo-p-Dioxin (OCDD)	< 15 U	pg/l	U due to method blank
MW-3.12R-02282023	320-97328-12	SW8290	39001-02-0	Octachlorodibenzofuran (OCDF)	< 4.7 U	pg/l	U due to method blank
MW-3.12R-02282023	320-97328-12	SW8290	37871-00-4	Total Heptachlorodibenzo-p-dioxin (HpCDD)	< 7.6 U	pg/l	U due to method blank
MW-3.12R-02282023	320-97328-12	SW8290	38998-75-3	Total Heptachlorodibenzofuran (HpCDF)	< 3.4 U	pg/l	U due to method blank
MW-3.12R-02282023	320-97328-12	SW8290	34465-46-8	Total Hexachlorodibenzo-p-dioxin (HxCDD)	< 2.5 U	pg/l	U due to method blank
MW-3.12R-02282023	320-97328-12	SW8290	55684-94-1	Total Hexachlorodibenzofuran (HxCDF)	1.3 J	pg/l	J due to estimated maximum possible concentration
MW-3.13-03012023	320-97328-7	SW8260D	75-01-4	Vinyl Chloride	< 0.040 MDL	ug/l	Reported at the MDL due to elevated RL above screening level
MW-3.16R-03012023	320-97328-8	SW8260D	75-01-4	Vinyl Chloride	< 0.040 MDL	ug/l	Reported at the MDL due to elevated RL above screening level
MW-3.3-03012023	320-97328-6	SW8260D	75-01-4	Vinyl Chloride	< 0.040 MDL	ug/l	Reported at the MDL due to elevated RL above screening level
MW-3.9-02282023	320-97328-14	SW8290	35822-46-9	1,2,3,4,6,7,8-Heptachlorodibenzo-p-Dioxin	< 2.1 U	pg/l	U due to method blank
MW-3.9-02282023	320-97328-14	SW8290	67562-39-4	1,2,3,4,6,7,8-Heptachlorodibenzofuran	< 1.8 U	pg/l	U due to method blank
MW-3.9-02282023	320-97328-14	SW8290	55673-89-7	1,2,3,4,7,8,9-Heptachlorodibenzofuran	< 0.16 U	pg/l	U due to method blank

Sample ID	Lab Sample ID	Analytic Method	CasRN	Param Name	Validated Result	Unit	Validator Reason
MW-3.9-02282023	320-97328-14	SW8290	39227-28-6	1,2,3,4,7,8-Hexachlorodibenzo-p-Dioxin	< 1.0 U	pg/l	U due to method blank
MW-3.9-02282023	320-97328-14	SW8290	72918-21-9	1,2,3,7,8,9-Hexachlorodibenzofuran	0.39 J	pg/l	J due to estimated maximum possible concentration
MW-3.9-02282023	320-97328-14	SW8290	3268-87-9	Octachlorodibenzo-p-Dioxin (OCDD)	< 16 U	pg/l	U due to method blank
MW-3.9-02282023	320-97328-14	SW8290	39001-02-0	Octachlorodibenzofuran (OCDF)	< 3.5 U	pg/l	U due to method blank
MW-3.9-02282023	320-97328-14	SW8290	37871-00-4	Total Heptachlorodibenzo-p-dioxin (HpCDD)	< 4.5 U	pg/l	U due to method blank
MW-3.9-02282023	320-97328-14	SW8290	38998-75-3	Total Heptachlorodibenzofuran (HpCDF)	< 2.8 U	pg/l	U due to method blank
MW-3.9-02282023	320-97328-14	SW8290	34465-46-8	Total Hexachlorodibenzo-p-dioxin (HxCDD)	< 1.3 U	pg/l	U due to method blank
MW-3.9-02282023	320-97328-14	SW8290	55684-94-1	Total Hexachlorodibenzofuran (HxCDF)	0.39 J	pg/l	J due to estimated maximum possible concentration
TB-1-02282023	320-97328-10	SW8260D	75-01-4	Vinyl Chloride	< 0.040 MDL	ug/l	Reported at the MDL due to elevated RL above screening level

Abbreviations

EB	Equipment Blank
FD	Field Duplicate Sample
J	An estimated concentration based on either being less than the reporting limit or data validation findings.
J+	An estimated concentration that may be biased high based on data validation findings.
MDL	Non-detect result reported at the method detection limit.
MS	Project Specific Matrix Spike
N	Normal Environmental Sample
NA	Not Applicable
pg/l	picogram per liter
SD	Project Specific Matrix Spike Duplicate considered as separate from spike
TB	Trip Blank
U	The value has been qualified as non detect due to blank contamination.
ug/l	micrograms per liter
WG	Ground Water
WQ	Water Quality Control Matrix
X	Item checked

Data Validation Report

Site/Facility Name: Fort Bragg-Sawmill
Laboratory Sample Delivery Group: 320-97389-1
Laboratory Report Date: 2023-03-17
Date Validated: 2023-04-04
Laboratory Name: TestAmerica, Seattle
Laboratory Location: Seattle, WA

Table 1. Data Validation Summary

Quality Control Element	Item Checked?	Issue Noted?	Data Qualified?
Chain of Custody	X		
Sample Preservation	X		
Holding Time	X		
Method Blanks	X		
Trip Blanks	X		
Laboratory Control Samples	X		
Matrix Spikes	X		
Surrogate Recovery	X		
Laboratory Duplicates	NA		
Field Blank Samples	NA		
Field Duplicate Samples	X		
Chromatograms Provided	NA		
Dissolved Metals Field Filtered	X		
Other Issues or Information	X	X	

Data Validation Details

Trip Blanks

There were no detections in trip blank sample TB-2-03012023.

Laboratory Duplicates

Laboratory duplicates were not required by the methods in this sample delivery group.

Field Blank Samples

Field blanks were not collected or associated with this sample delivery group.

Field Duplicate Samples

The RPD for the duplicate pair MW-7.3-03022023 and DUP-3-03022023 was 2.90%. The RPD was within acceptance criteria, no action taken.

Chromatograms Provided

Petroleum analyses chromatograms not required for this sample delivery group.

Dissolved Metals Field Filtered

Yes. Per COC.

Other Issues or Information

There were no detections in PDB-Blank-03032023.

Vinyl chloride results were reported to the method detection limit due to elevated reporting limit above the screening level.

Data Usability Statement:

Based on the data validation review, the data are acceptable as delivered. The findings with respect to the quality assurance/quality control (QA/QC) data identified in this report do not adversely affect the use of the analytical results.

Table 2. Description of samples

Sample ID	Sample Date	Lab Sample ID	Sample Type	Matrix	SW6020	SW8260D	SW8015D-SG	SW8260B
DUP-3-03022023	2023-03-02	320-97389-15	FD	WQ	X			
MW-3.17-03012023	2023-03-01	320-97389-1	N	WG		X		
MW-4.1-03012023	2023-03-01	320-97389-3	N	WG	X			
MW-5.20-03032023	2023-03-03	320-97389-5	N	WG			X	X
MW-5.7-03012023	2023-03-01	320-97389-4	N	WG	X			
MW-6.10-03032023	2023-03-03	320-97389-10	N	WG		X		
MW-6.3-03012023	2023-03-01	320-97389-6	N	WG	X	X		
MW-6.4-03032023	2023-03-03	320-97389-7	N	WG	X			
MW-6.5-03032023	2023-03-03	320-97389-8	N	WG	X			
MW-6.7-03032023	2023-03-03	320-97389-9	N	WG		X		
MW-7.1-03022023	2023-03-02	320-97389-12	N	WG	X			
MW-7.2-03022023	2023-03-02	320-97389-13	N	WG	X			
MW-7.3-03022023	2023-03-02	320-97389-14	N	WG	X			
PDB-BLANK-03032023	2023-03-03	320-97389-11	N	WG		X		
TB-2-03012023	2023-03-01	320-97389-2	TB	WQ		X		

Table 3. Parent sample identification

Sample ID	Parent Sample ID	Sample Type
MW-4.1-03012023MS	MW-4.1-03012023	MS
MW-4.1-03012023SD	MW-4.1-03012023	SD
DUP-3-03022023	MW-7.3-03022023	FD
MW-6.7-03032023MS	MW-6.7-03032023	MS
MW-6.7-03032023SD	MW-6.7-03032023	SD

Table 4. Data that have been qualified are listed below.

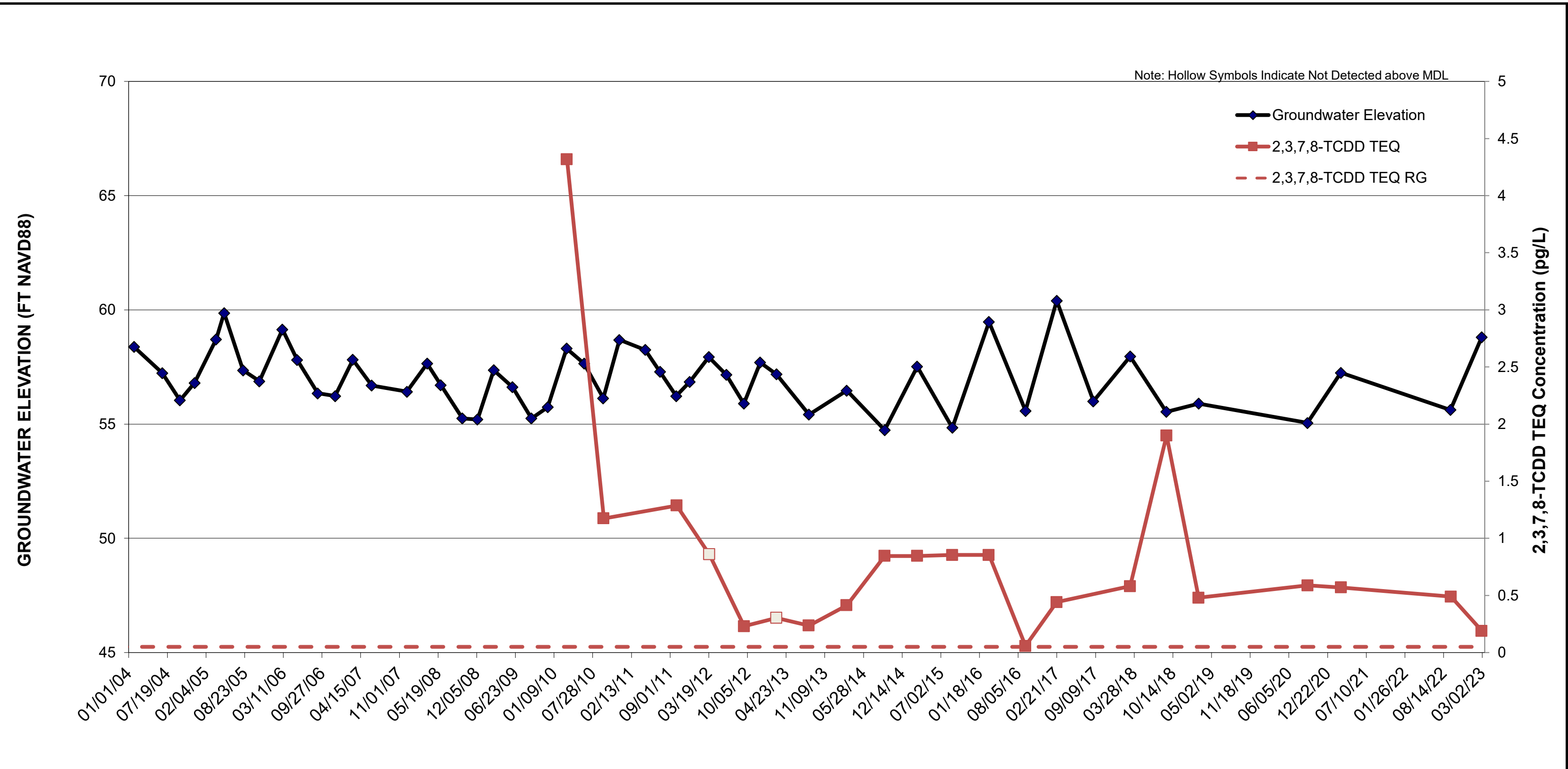
Sample ID	Lab Sample ID	Analytic Method	CasRN	Parameter Name	Validated Result	Unit	Validator Reason
MW-3.17-03012023	320-97389-1	SW8260D	75-01-4	Vinyl Chloride	< 0.040 MDL	ug/l	Reported at the MDL due to elevated RL above screening level
MW-6.10-03032023	320-97389-10	SW8260D	75-01-4	Vinyl Chloride	< 0.040 MDL	ug/l	Reported at the MDL due to elevated RL above screening level
MW-6.7-03032023	320-97389-9	SW8260D	75-01-4	Vinyl Chloride	< 0.040 MDL	ug/l	Reported at the MDL due to elevated RL above screening level
PDB-BLANK-03032023	320-97389-11	SW8260D	75-01-4	Vinyl Chloride	< 0.040 MDL	ug/l	Reported at the MDL due to elevated RL above screening level
TB-2-03012023	320-97389-2	SW8260D	75-01-4	Vinyl Chloride	< 0.040 MDL	ug/l	Reported at the MDL due to elevated RL above screening level

Abbreviations

- FD Field Duplicate Sample
- MDL Non-detect result reported at the method detection limit.
- MS Project Specific Matrix Spike
- N Normal Environmental Sample
- NA Not Applicable
- SD Project Specific Matrix Spike Duplicate considered as separate from spike
- TB Trip Blank
- ug/l micrograms per liter
- WG Ground Water
- WQ Water Quality Control Matrix
- X Item checked

Appendix F

Hydrographs and Concentration Trends

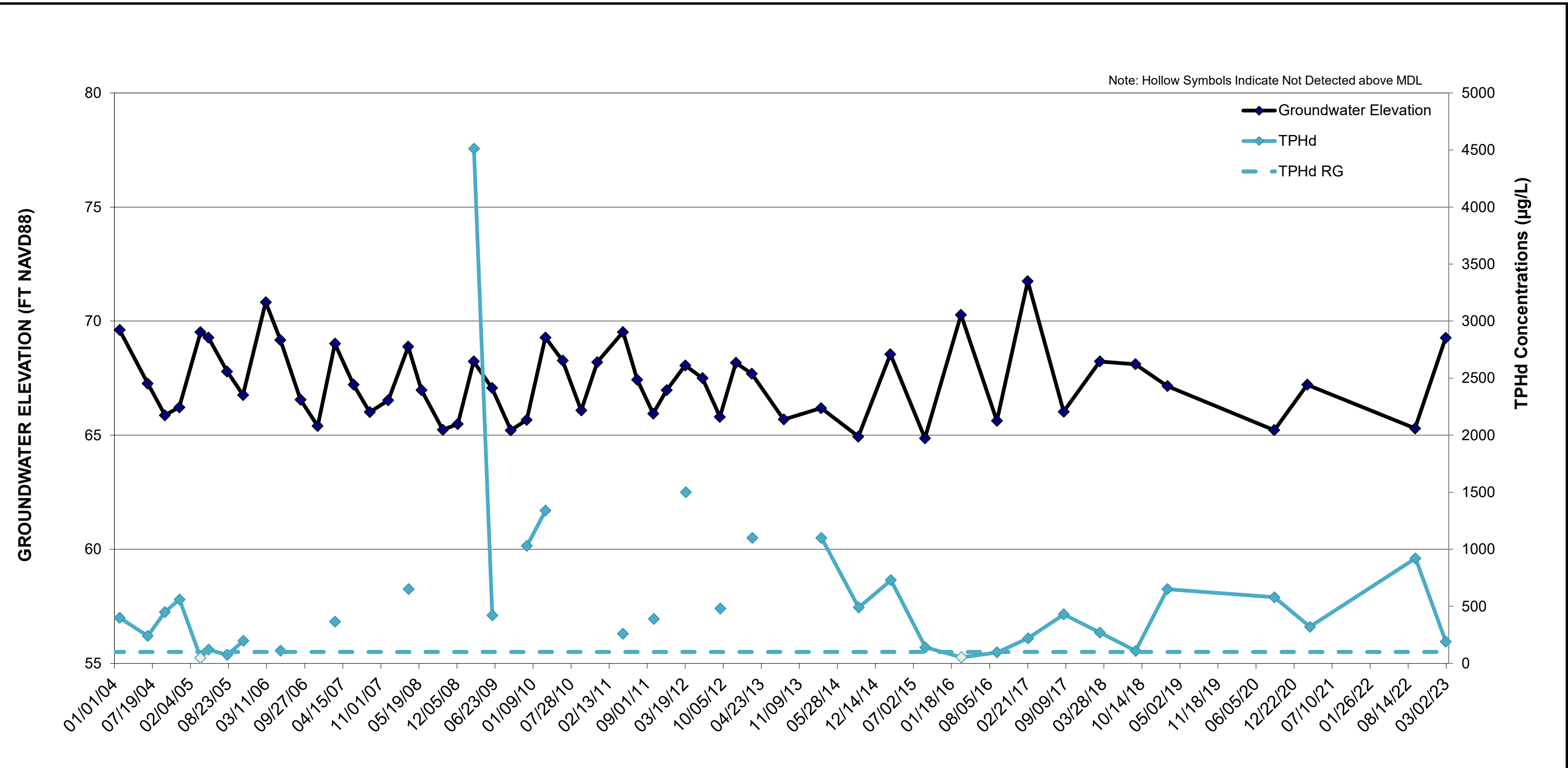


FORMER GEORGIA-PACIFIC WOOD PRODUCTS FACILITY
FORT BRAGG, CALIFORNIA

**HYDROGRAPH AND CONCENTRATION TREND FOR
MONITORING WELL MW-2.3**

Kennedy Jenks

**FIGURE
F-1**

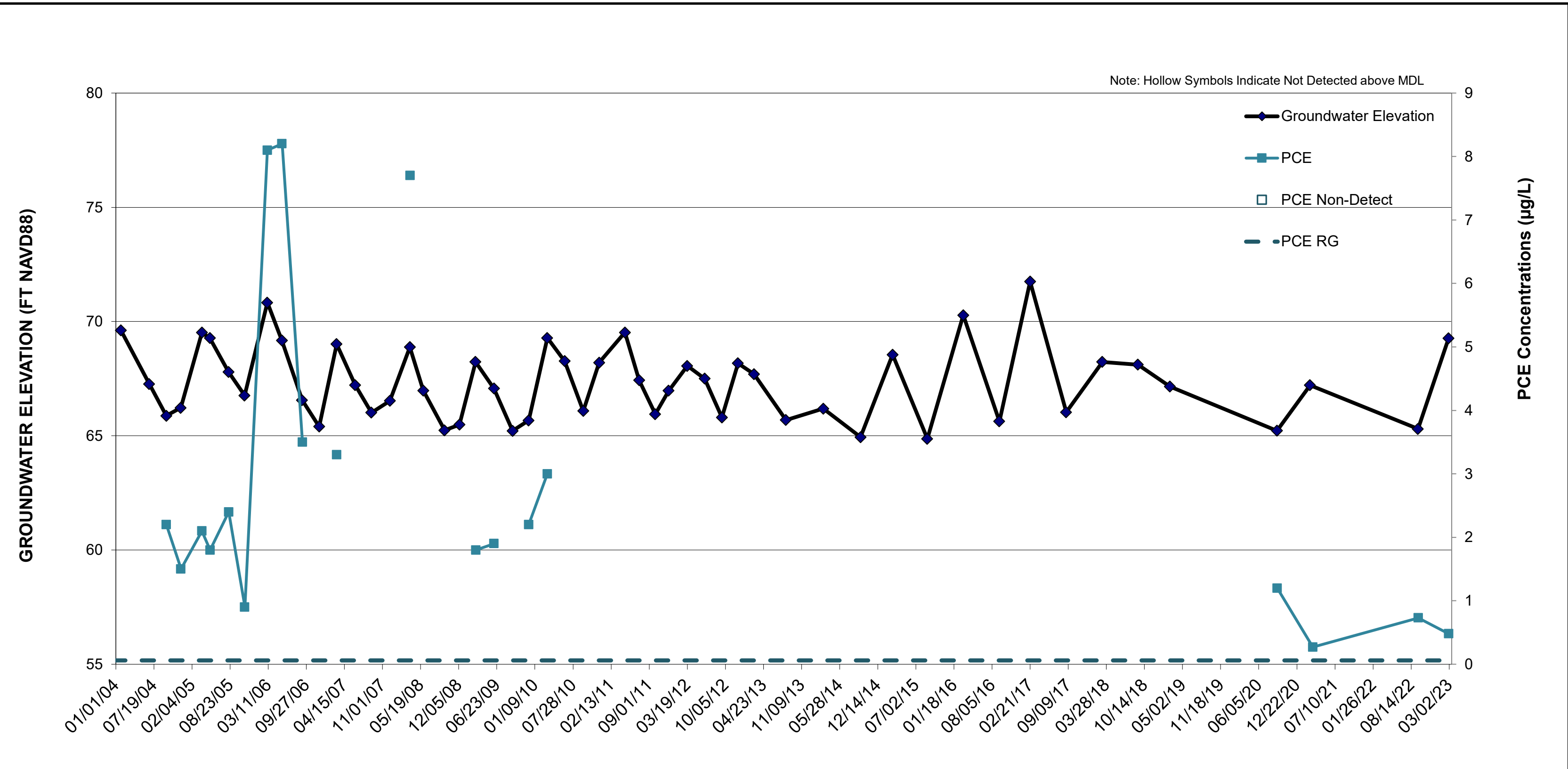


FORMER GEORGIA-PACIFIC WOOD PRODUCTS FACILITY
FORT BRAGG, CALIFORNIA

**HYDROGRAPH AND CONCENTRATION TREND FOR
MONITORING WELL MW-3.2**


Kennedy Jenks

FIGURE
F-2

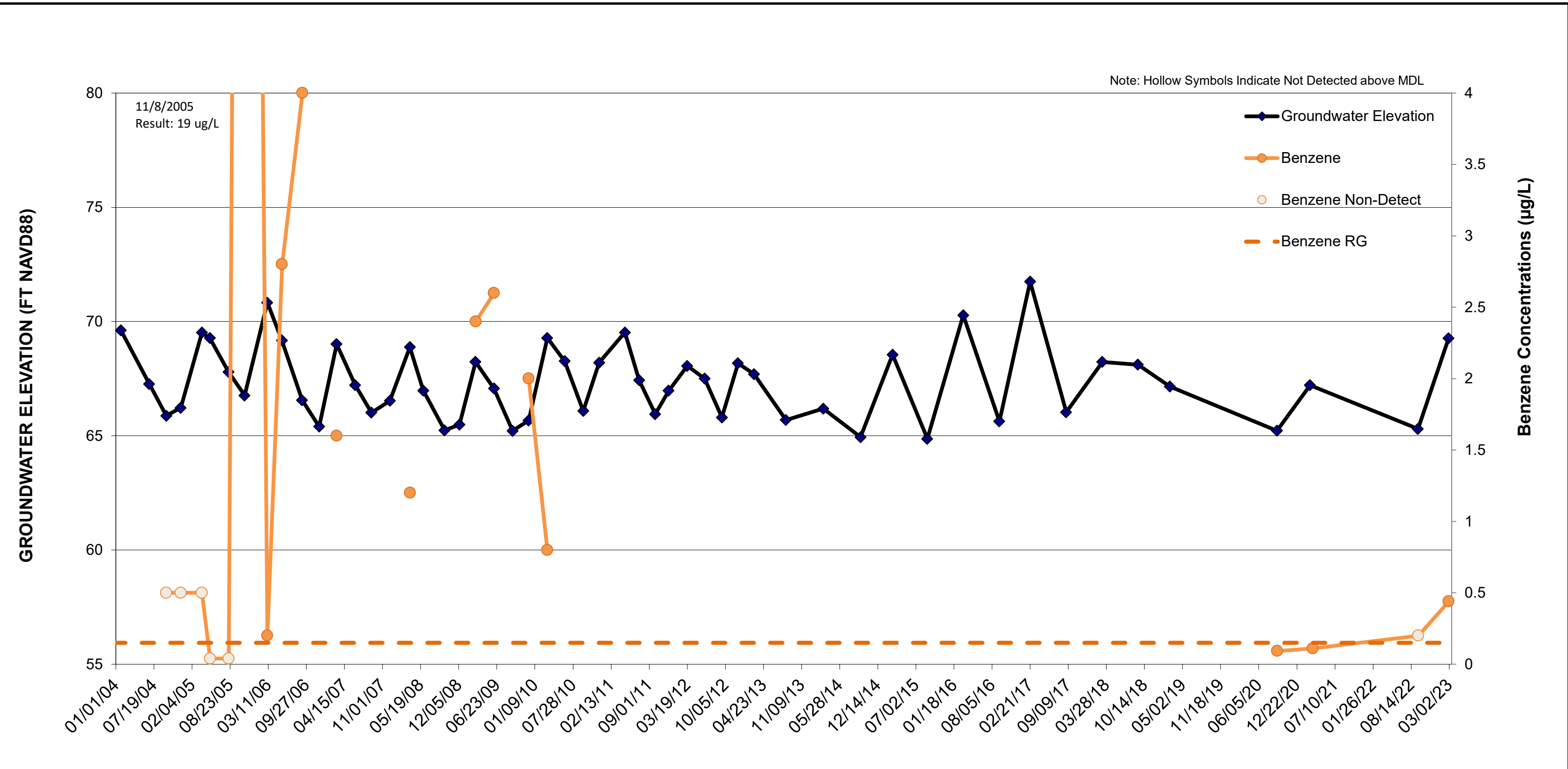


FORMER GEORGIA-PACIFIC WOOD PRODUCTS FACILITY
FORT BRAGG, CALIFORNIA

**HYDROGRAPH AND CONCENTRATION TREND FOR
MONITORING WELL MW-3.2 (part 2)**



**FIGURE
F-3A**



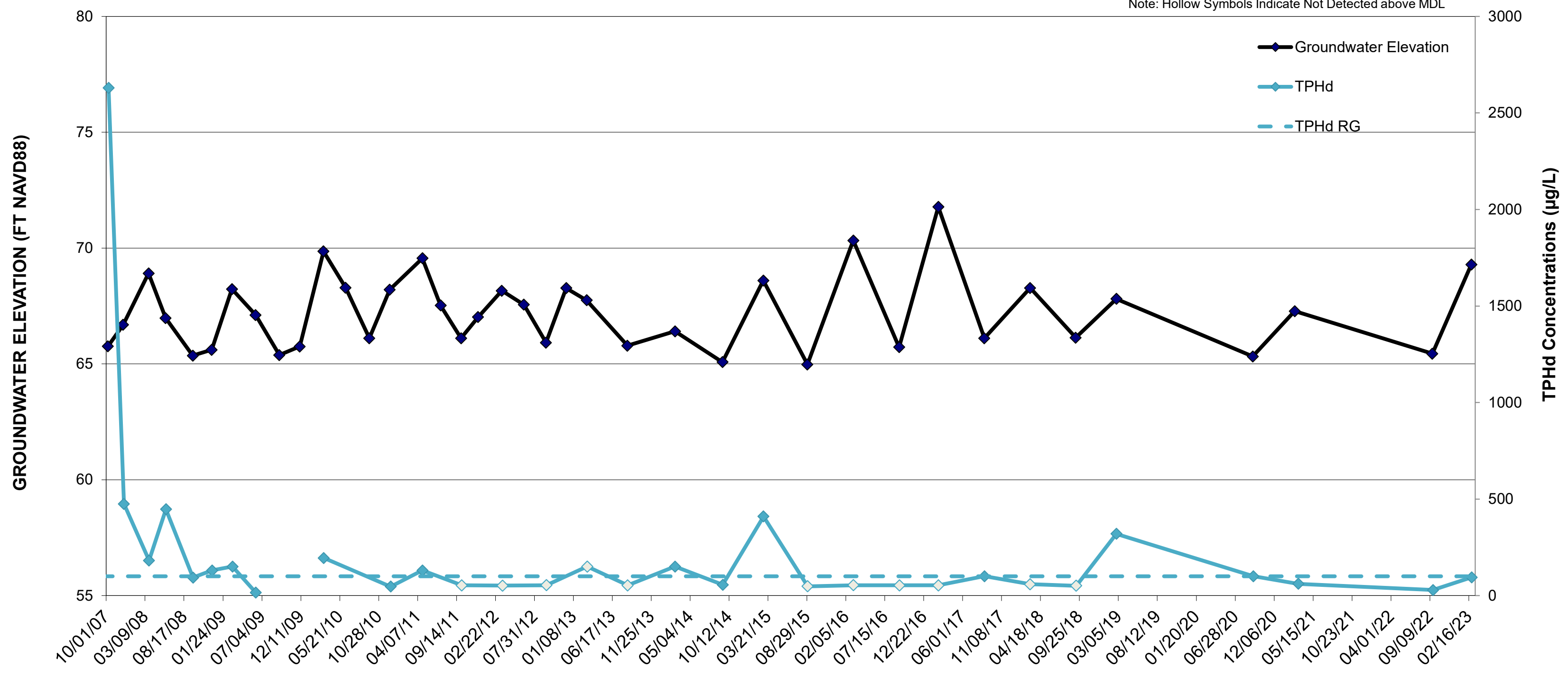
FORMER GEORGIA-PACIFIC WOOD PRODUCTS FACILITY
FORT BRAGG, CALIFORNIA

**HYDROGRAPH AND CONCENTRATION TREND FOR
MONITORING WELL MW-3.2 (part 3)**

Kennedy Jenks

**FIGURE
F-3B**

Note: Hollow Symbols Indicate Not Detected above MDL



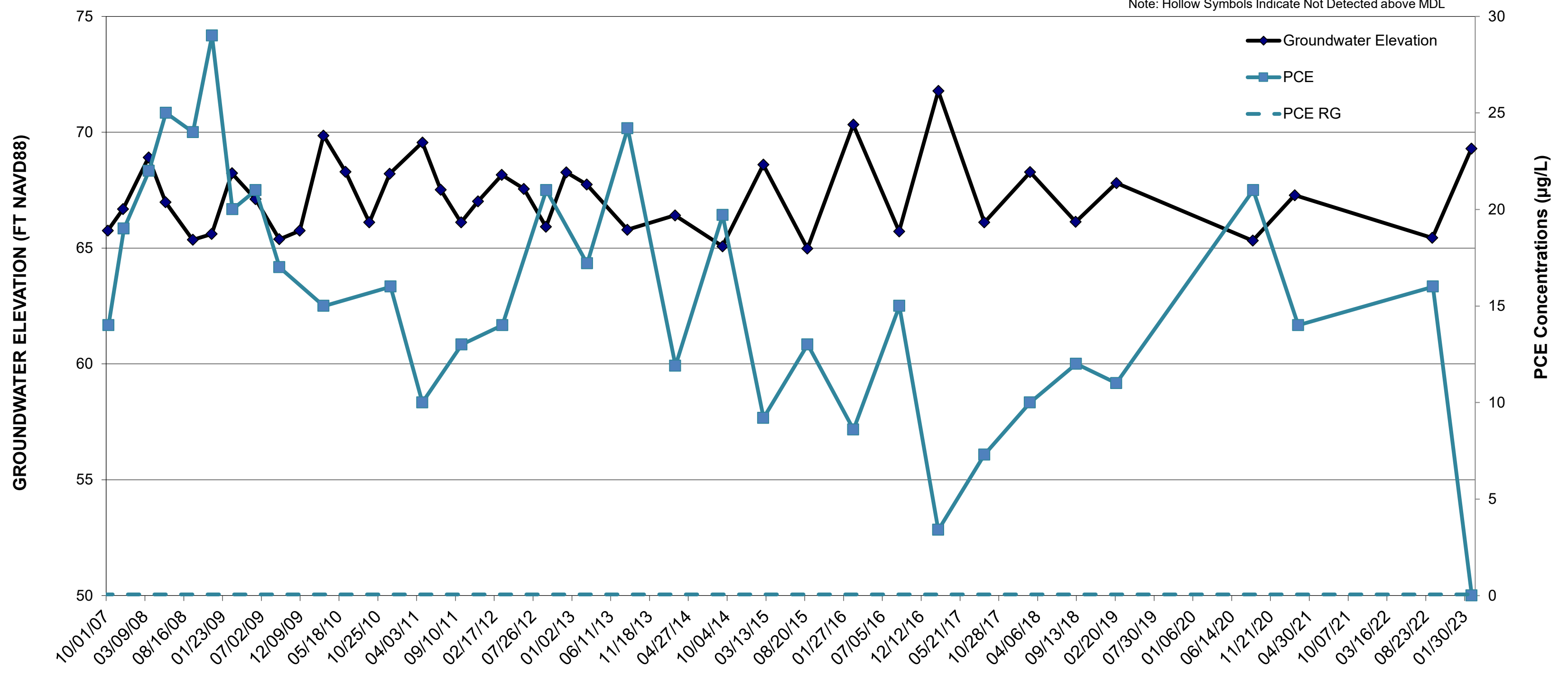
FORMER GEORGIA-PACIFIC WOOD PRODUCTS FACILITY
 FORT BRAGG, CALIFORNIA

**HYDROGRAPH AND CONCENTRATION TREND FOR
 MONITORING WELL MW-3.13**

KJ | Kennedy Jenks

**FIGURE
 F-4**

Note: Hollow Symbols Indicate Not Detected above MDL



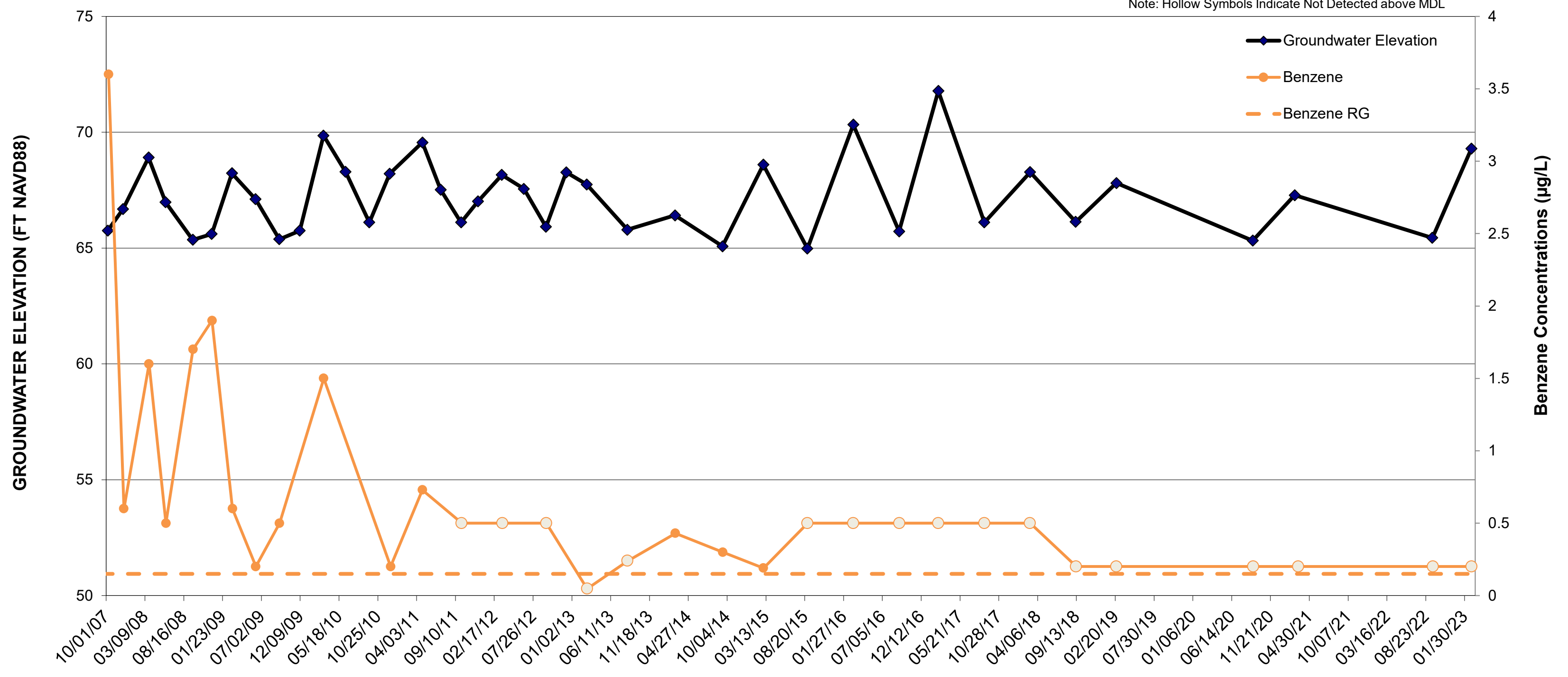
FORMER GEORGIA-PACIFIC WOOD PRODUCTS FACILITY
FORT BRAGG, CALIFORNIA

**HYDROGRAPH AND CONCENTRATION TREND FOR
MONITORING WELL MW-3.13 (part 2)**

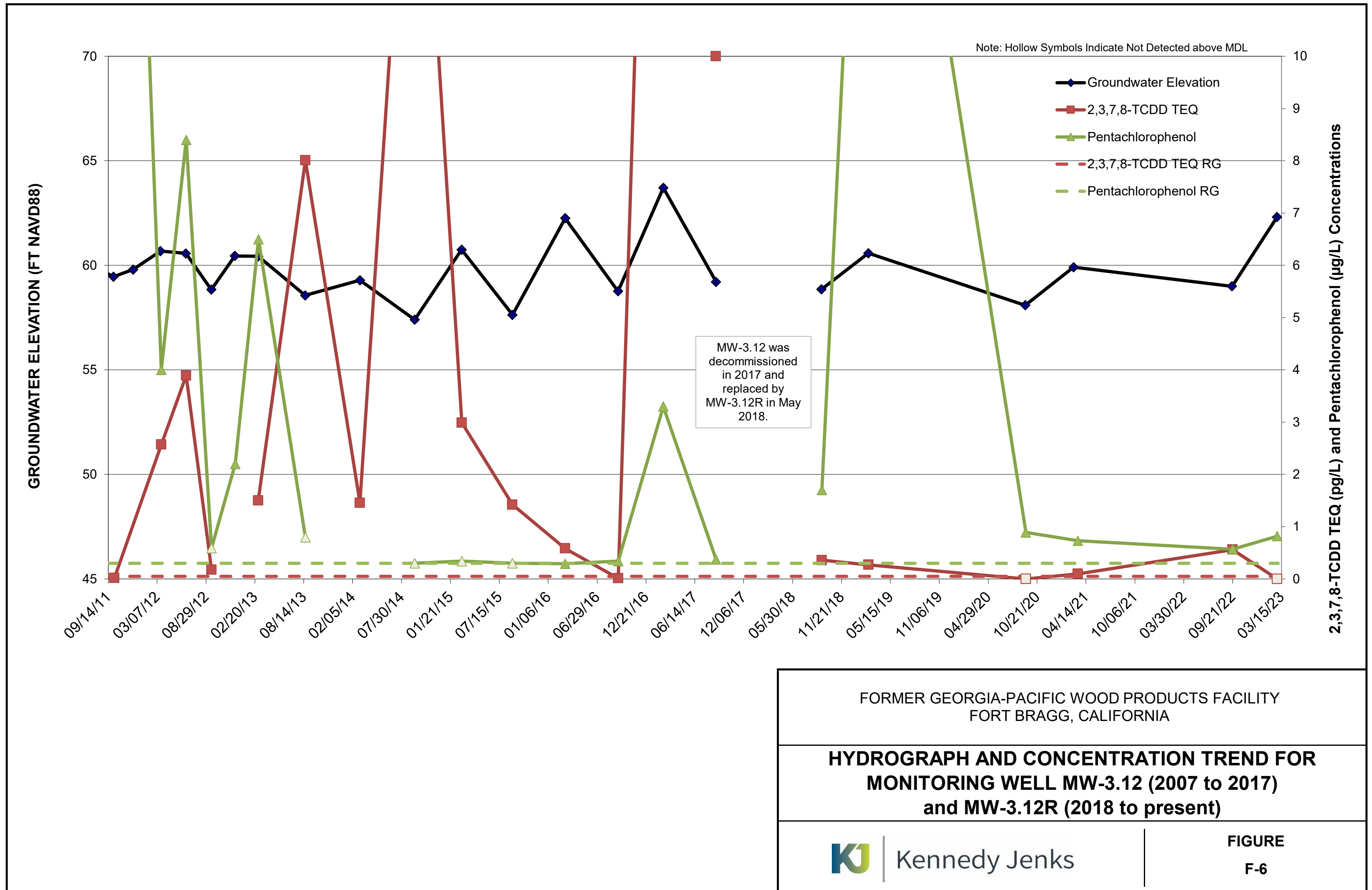


**FIGURE
F-5A**

Note: Hollow Symbols Indicate Not Detected above MDL



FORMER GEORGIA-PACIFIC WOOD PRODUCTS FACILITY FORT BRAGG, CALIFORNIA	
HYDROGRAPH AND CONCENTRATION TREND FOR MONITORING WELL MW-3.13 (part 3)	
Kennedy Jenks	FIGURE F-5B



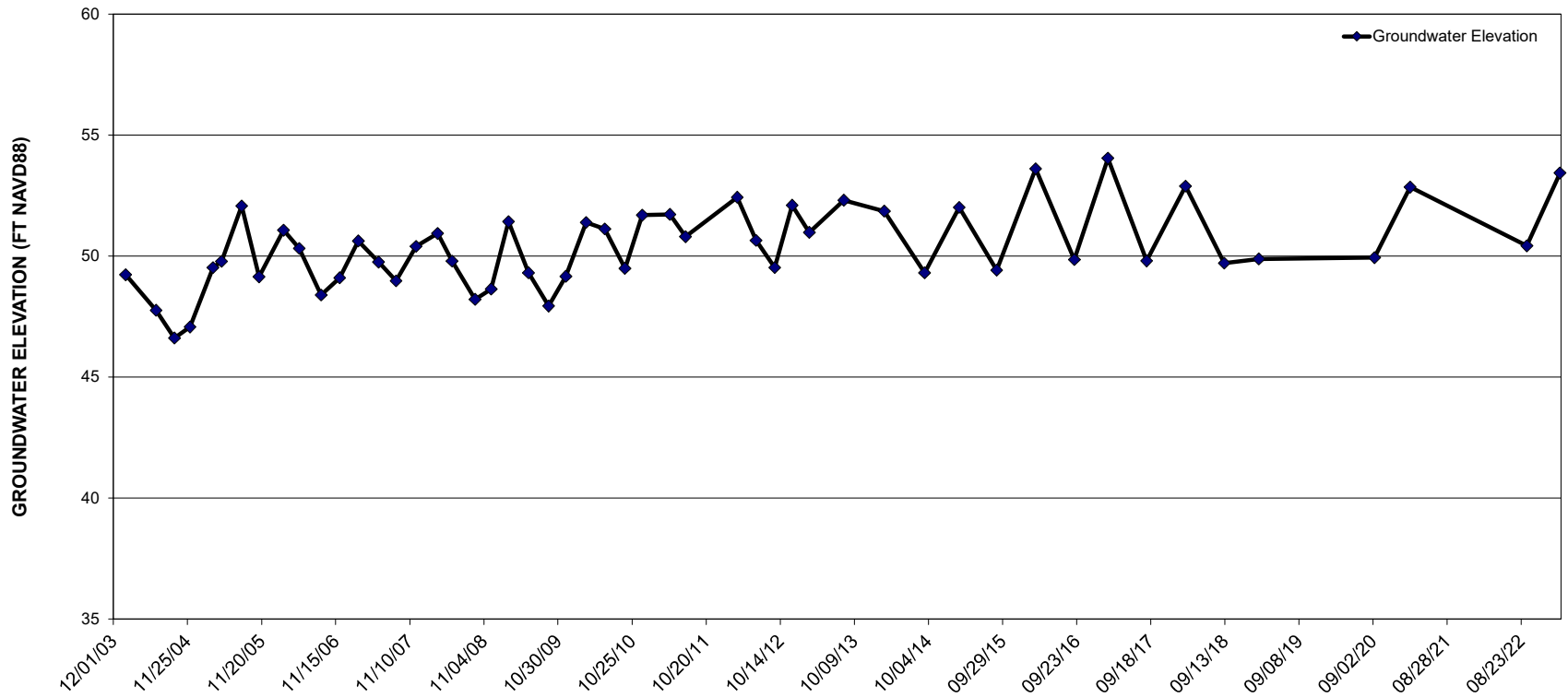
FORMER GEORGIA-PACIFIC WOOD PRODUCTS FACILITY
FORT BRAGG, CALIFORNIA

**HYDROGRAPH AND CONCENTRATION TREND FOR
MONITORING WELL MW-3.12 (2007 to 2017)
and MW-3.12R (2018 to present)**



**FIGURE
F-6**

Groundwater Elevation

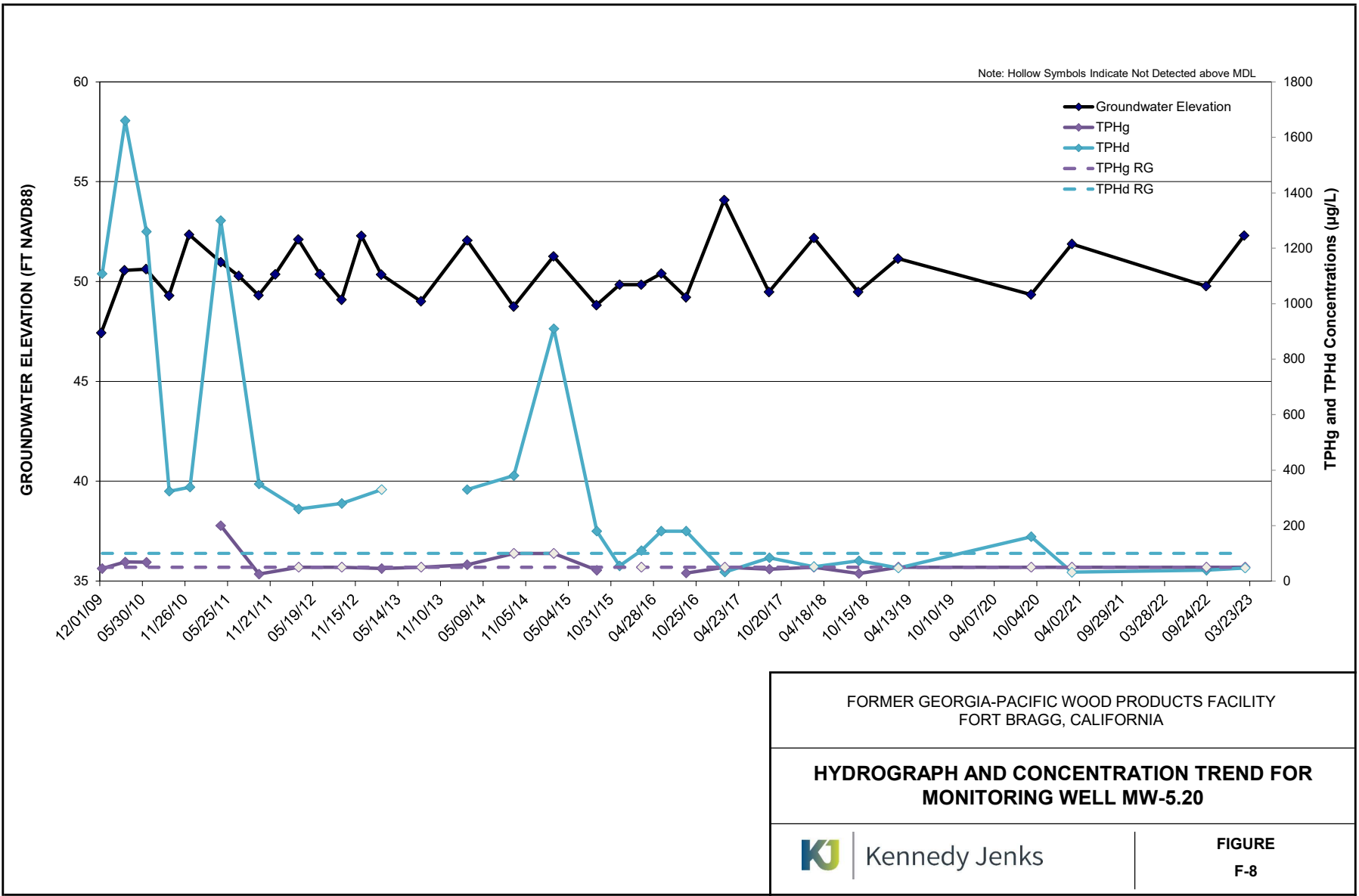


FORMER GEORGIA-PACIFIC WOOD PRODUCTS FACILITY
FORT BRAGG, CALIFORNIA

HYDROGRAPH AND CONCENTRATION TREND FOR MONITORING WELL MW-5.5



FIGURE
F-7

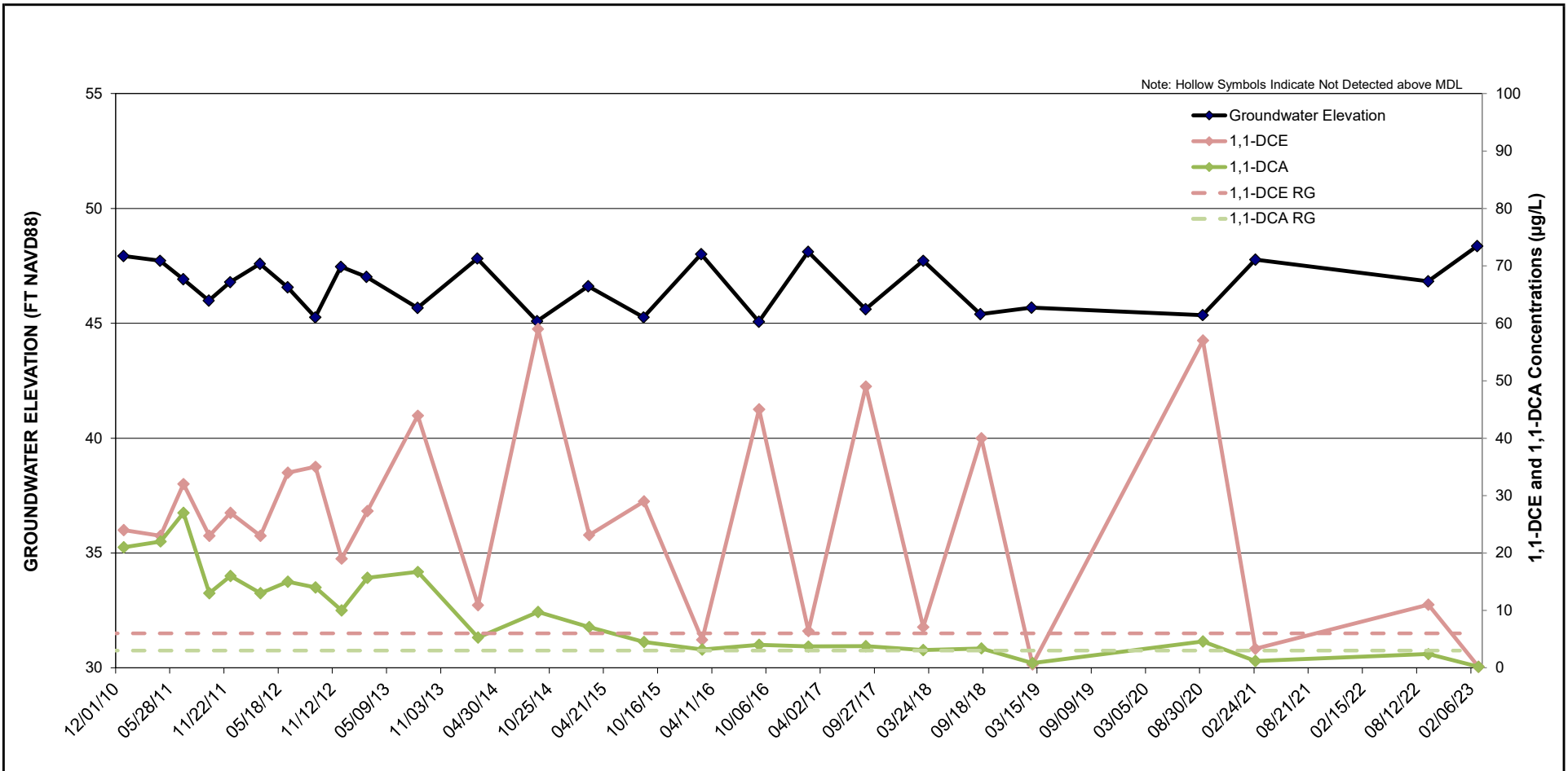


FORMER GEORGIA-PACIFIC WOOD PRODUCTS FACILITY
FORT BRAGG, CALIFORNIA

**HYDROGRAPH AND CONCENTRATION TREND FOR
MONITORING WELL MW-5.20**

KJ | Kennedy Jenks

FIGURE
F-8

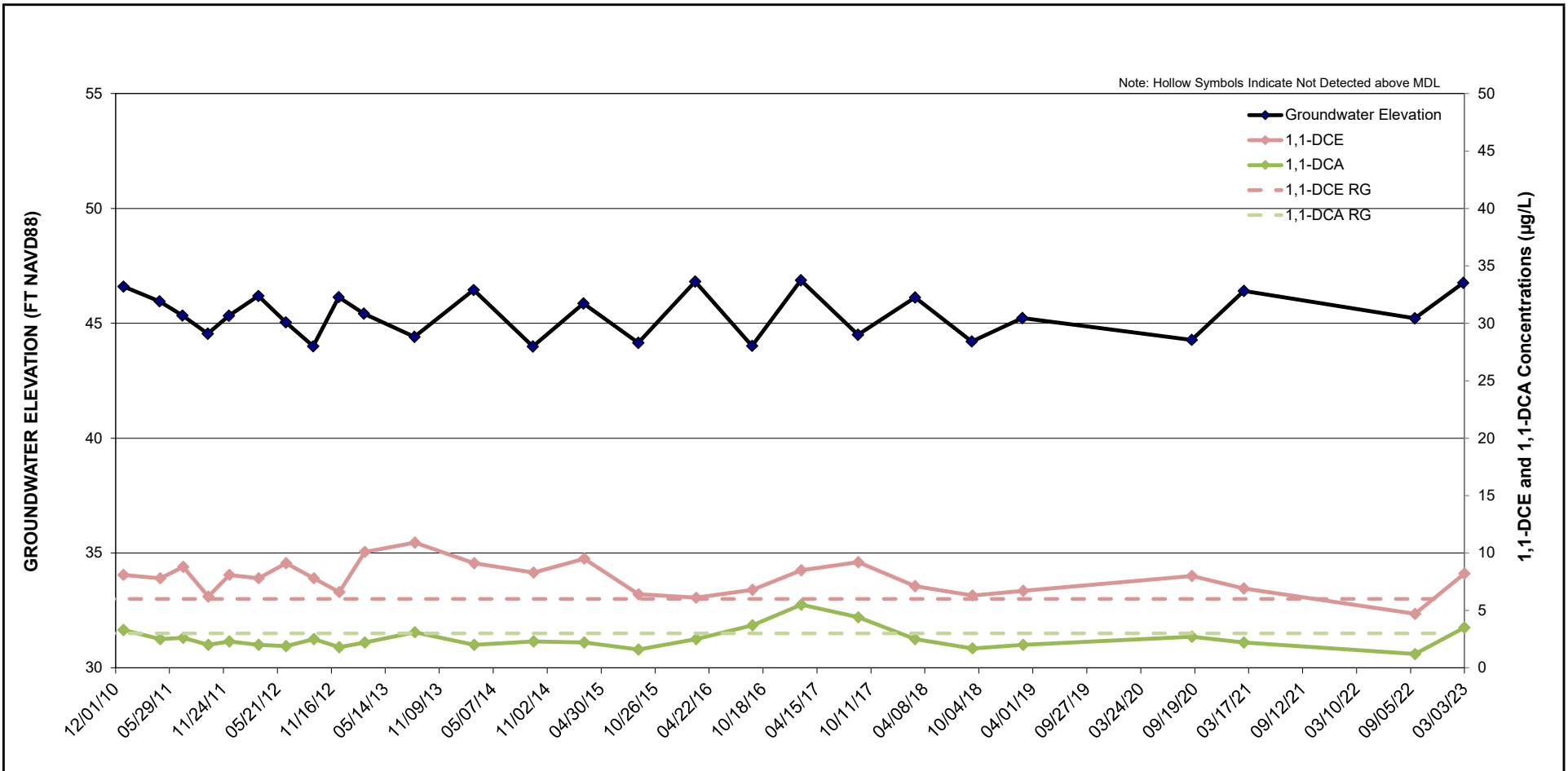


FORMER GEORGIA-PACIFIC WOOD PRODUCTS FACILITY
FORT BRAGG, CALIFORNIA

**HYDROGRAPH AND CONCENTRATION TREND FOR
MONITORING WELL MW-6.7**

KJ | Kennedy Jenks

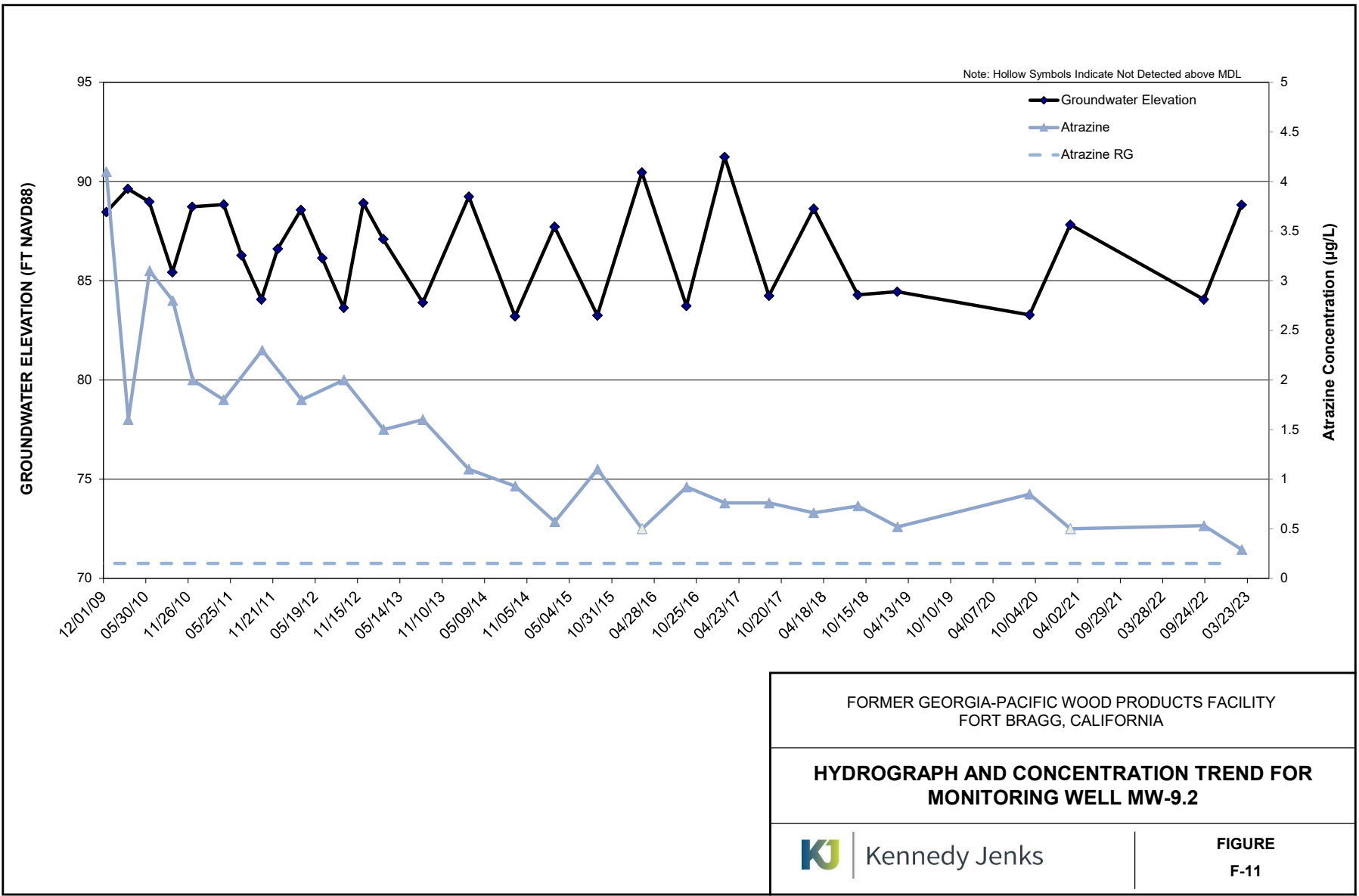
**FIGURE
F-9**



FORMER GEORGIA-PACIFIC WOOD PRODUCTS FACILITY
FORT BRAGG, CALIFORNIA

**HYDROGRAPH AND CONCENTRATION TREND FOR
MONITORING WELL MW-6.10**

KJ | Kennedy Jenks
FIGURE
F-10

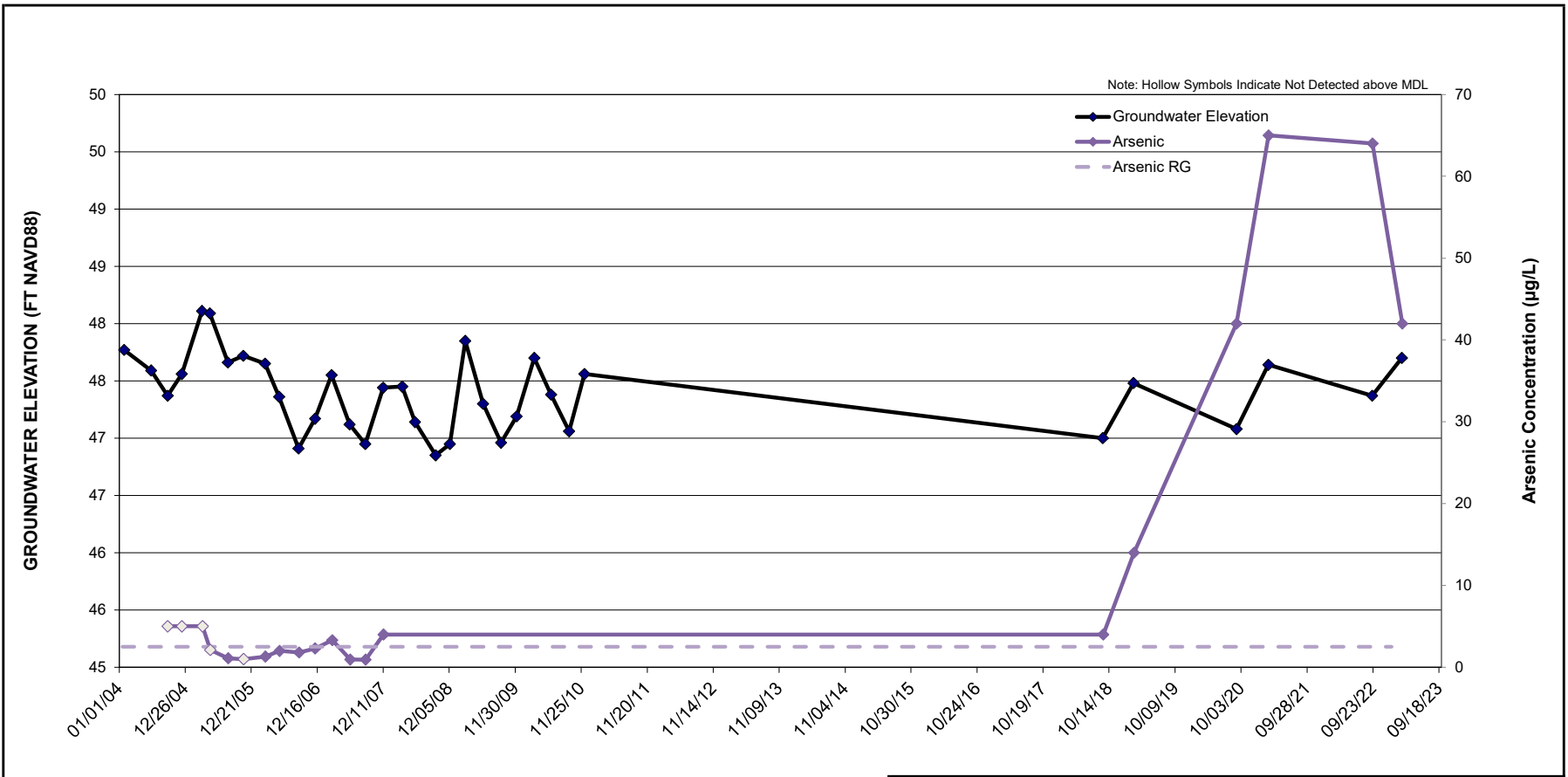


FORMER GEORGIA-PACIFIC WOOD PRODUCTS FACILITY
FORT BRAGG, CALIFORNIA

**HYDROGRAPH AND CONCENTRATION TREND FOR
MONITORING WELL MW-9.2**


KJ | Kennedy Jenks

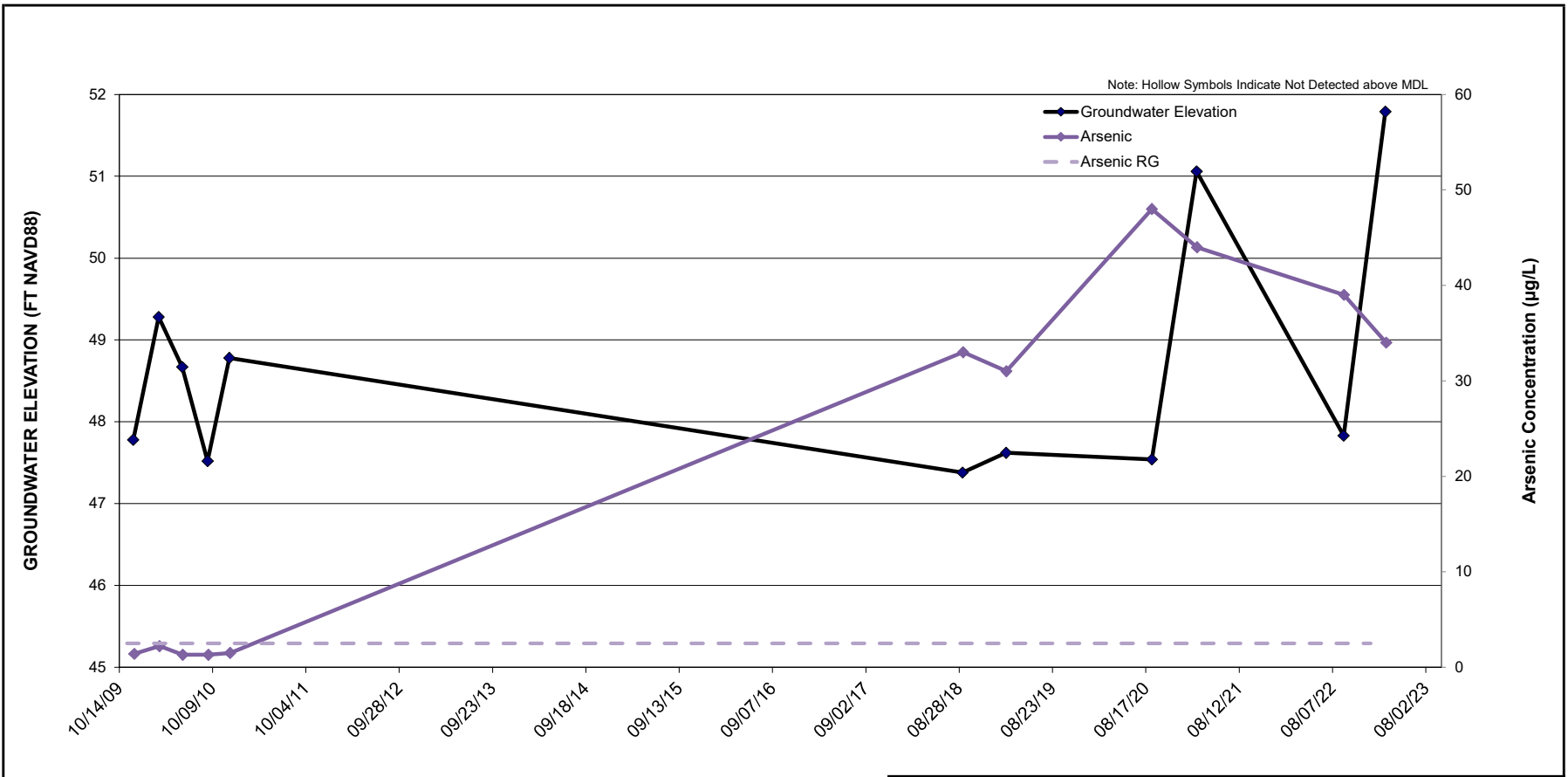
FIGURE
F-11



FORMER GEORGIA-PACIFIC WOOD PRODUCTS FACILITY
FORT BRAGG, CALIFORNIA


**HYDROGRAPH AND CONCENTRATION TREND FOR
MONITORING WELL MW-7.1**

 Kennedy Jenks
**FIGURE
F-12**



FORMER GEORGIA-PACIFIC WOOD PRODUCTS FACILITY
FORT BRAGG, CALIFORNIA

**HYDROGRAPH AND CONCENTRATION TREND FOR
MONITORING WELL MW-7.3**

 Kennedy Jenks

**FIGURE
F-13**

Appendix G

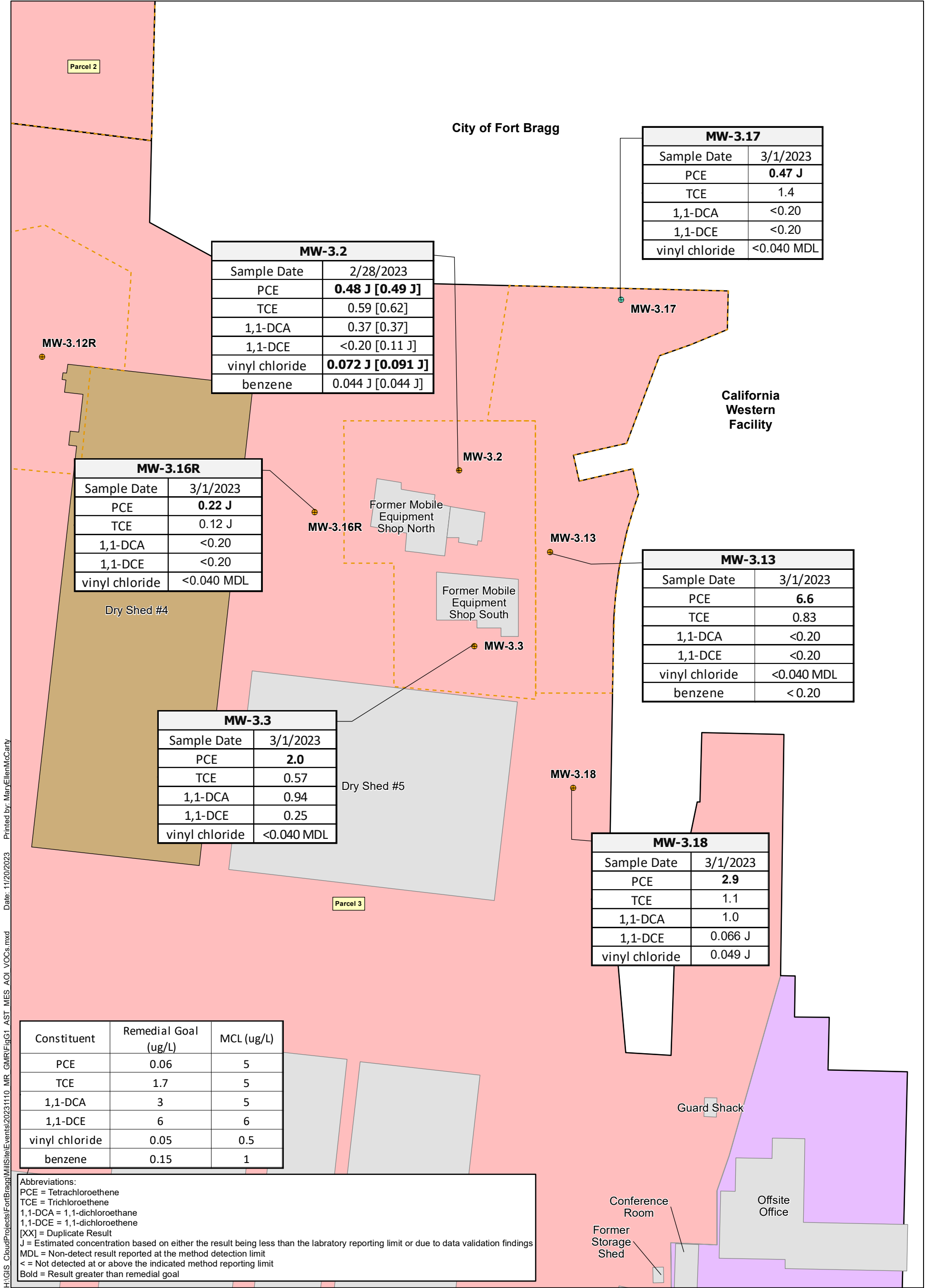
Response to Comment Letter

Table G.1: Response to Comments

Comment Section	DTSC Comment	Response
Section 1.1	Please update the ownership history of the facility to describe the sale of the property from Mendocino Railway to Sierra Northern Railway.	The ownership change is now noted in revised report.
Section 2.1.3	Please revise the long-term monitoring program to measure total petroleum hydrocarbons as diesel with and without silica gel cleanup. Per HHRA Note 12, the use of silica gel cleanup may underpredict the risk from exposure to petroleum mixtures. Please note this change in the next groundwater monitoring program report.	Per the GW O&M Plans, evaluation of site conditions and potential changes to the monitoring program is planned within the 5-Year Review Report. This Groundwater Monitoring Report communicates the results of the February 2023 groundwater monitoring and is not intended to evaluate and modify the overall monitoring program. Accordingly, some comments requesting changes to the overall monitoring program and GW O&M Plans are noted but will be addressed in the 5-Year Review Report and associated modification of the GW O&M Plans. Note, the approved O&M Plans define the metric for measuring TPHd concentrations to the remedial goal as analysis with silica gel cleanup.
Section 3.3	Please provide a figure that labels the relevant Areas of Interest and Areas of Concern.	See revised Figure 2.
Section 3.3	Please revise the text to describe which wells are in exceedance of remedial goals.	The requested text has been added to the revised report.
Section 3.3.1.2	Please provide a figure with callouts displaying the concentrations of VOCs.	Requested figure provided in Appendix G (Figure G1).
Section 3.3.2	Please clarify or revise the sentence “The evaluation concluded that naturally occurring redox processes are the primary cause of elevated dissolved arsenic concentrations in groundwater, and arsenic likely attenuates after mixing more toxic water resulting in precipitation of iron oxides with scavenging of arsenic from solution.” While the redox conditions can inform the fate and transport of arsenic, the remedial goal is for total arsenic in groundwater.	<p>There was a typo in the Q1 2023 GMR. This sentence intended to discuss mixing of "oxic" (i.e., oxygen-rich) water, not "toxic" water. This was corrected in the revised report.</p> <p>As stated in the OU-C/D RAP and GW O&M Plans, where metals are COCs in groundwater, the COC is specifically dissolved metals (not total). This is consistent with established background screening levels and remedial goals. As described in the GW O&M Plans, evaluation of groundwater conditions will be presented in the 5-Year Review process. A discussion of geochemistry conditions relevant for arsenic will be included in the 5-Year Review Report; this comment will be addressed at that time.</p>

Table G.1: Response to Comments

Comment Section	DTSC Comment	Response
Section 3.4	Please clarify which method reporting limits exceeded which remedial goals.	This information was presented in Table 2 of the GW O&M Plans and in the OU-C/D RAP. At this time, the PCP and benzene RLs are greater than their established remedial goals. As stated in the OU-C/D RAP, compliance with the remedial goal is to be considered achieved if benzene is not detected above a laboratory detection limit of 0.5 ug/L (this condition is met; the laboratory RL for benzene in the Q1 2023 event was 0.2 ug/L).
Table 3-3	Please provide calculation tables including individual congener concentrations adjusted in the Data Validation Report and the TCDD-TEQ summation calculation. If equipment blank contamination and method blank contamination result in data of insufficient quality to make remedial decisions for the samples analyzed by method 8290, the wells may require resampling for dioxins and furans.	A table with individual congener concentrations is provided in Appendix G (Table G.2). Additional evaluation of dioxins results will be included in the 5-Year Review Report.
Appendix F	Revise Figures F-3 and F-5 to present PCE and benzene data separately. The scale used makes it difficult to compare the concentrations to the remedial goals. Also, revise Figure F-6 so that concentrations can be compared to the remedial goals.	The requested changes were made to Figures F-3, F-5, and F-6. In some cases, some data points are outside the visible range to accommodate a more visible remedial goal comparison.



H:\GIS_CloudProjects\FortBragg\MillSiteEvents\2023\1110_MR_GMR\FigG1_AST_MES_AOI_VOCs.mxd Date: 11/20/2023 Printed by: MaryEllenMcCarthy

Legend

- Facility Parcel
- Property Owned by Others
- Structure
- Former Structure
- Areas of Interest (AOI)
- Pond

Operable Units

- Coastal Trail/Park Acquisition (OU-A)
- "Offsite" Non-Industrial (OU-B)
- Northern (OU-C)
- Southern (OU-D)
- Ponds/Park (OU-E)

Monitoring Network

- Monitoring Network-Year 5 only
- Monitoring Network-Year 3 and 5

Notes:

- Results are presented in micrograms per liter (ug/L).
- Duplicate sample results are presented in brackets.

Scale: Feet

0 50 100

Kennedy Jenks

Former Georgia-Pacific Wood Products Facility
Fort Bragg, California

**Former AST and MES/Pilot Study AOIs
VOC Results
Q1 2023**

1965021*21
Figure G1

Table 2: Revised Table G.2

Chemical	CasRN	Unit	Location ID	MW-2.2	MW-2.3	MW-2.7	MW-3.12R	MW-3.12R	MW-3.9
			Sample Date	02/28/2023	02/28/2023	02/28/2023	02/28/2023	02/28/2023	02/28/2023
			Sample ID	MW-2.2-02282023	MW-2.3-02282023	MW-2.7-02282023	MW-3.12R-02282023	DUP-2-02282023	MW-3.9-02282023
			Parent Sample ID					MW-3.12R-02282023	
1,2,3,4,6,7,8-Heptachlorodibenzofuran	67562-39-4	pg/l		< 2.0 U	< 11 U	< 3.0 U	< 1.6 U	< 0.62 U	< 1.8 U
1,2,3,4,6,7,8-Heptachlorodibenzo-p-Dioxin	35822-46-9	pg/l		< 6.9 U	< 39 U	< 8.4 U	< 5.7 U	< 4.9 U	< 2.1 U
1,2,3,4,7,8,9-Heptachlorodibenzofuran	55673-89-7	pg/l		<0.070	< 0.55 U	< 0.27 U	< 0.60 U	<0.035	< 0.16 U
1,2,3,4,7,8-Hexachlorodibenzofuran	70648-26-9	pg/l		<0.025	<0.032	<0.025	<0.060	<0.016	<0.012
1,2,3,4,7,8-Hexachlorodibenzo-p-Dioxin	39227-28-6	pg/l		< 1.6 U	< 1.5 U	< 1.4 U	< 1.9 U	< 1.2 U	< 1.0 U
1,2,3,6,7,8-Hexachlorodibenzofuran	57117-44-9	pg/l		<0.025	<0.031	<0.024	<0.061	<0.016	<0.013
1,2,3,6,7,8-Hexachlorodibenzo-p-Dioxin	57653-85-7	pg/l		< 0.42 U	< 2.0 U	<0.043	<0.059	<0.030	<0.028
1,2,3,7,8,9-Hexachlorodibenzofuran	72918-21-9	pg/l		<0.024	<0.032	<0.024	0.71 J	<0.016	0.39 J
1,2,3,7,8,9-Hexachlorodibenzo-p-Dioxin	19408-74-3	pg/l		< 0.37 U	< 1.5 U	<0.039	< 0.64 U	<0.027	<0.025
1,2,3,7,8-Pentachlorodibenzofuran	57117-41-6	pg/l		<0.0091	<0.025	<0.015	<0.026	<0.011	<0.013
1,2,3,7,8-Pentachlorodibenzo-p-Dioxin	40321-76-4	pg/l		<0.046	<0.078	<0.072	<0.069	<0.035	<0.050
2,3,4,6,7,8-Hexachlorodibenzofuran	60851-34-5	pg/l		<0.023	<0.030	<0.023	0.58 J	<0.015	<0.012
2,3,4,7,8-Pentachlorodibenzofuran	57117-31-4	pg/l		<0.010	<0.029	<0.018	<0.029	<0.012	<0.015
2,3,7,8-Tetrachlorodibenzofuran	51207-31-9	pg/l		<0.0054	<0.0053	<0.0064	<0.011	<0.0083	<0.0078
2,3,7,8-Tetrachlorodibenzo-p-Dioxin (TCDD)	1746-01-6	pg/l		<0.15	<0.11	<0.093	<0.13	<0.13	<0.095
Octachlorodibenzofuran (OCDF)	39001-02-0	pg/l		< 4.0 U	< 26 U	< 5.1 U	< 4.7 U	< 1.3 U	< 3.5 U
Octachlorodibenzo-p-Dioxin (OCDD)	3268-87-9	pg/l		100 J+	640 J+	110 J+	< 15 U	< 10 U	< 16 U

Notes:

(a) This table was provided in the revised Q1 2023 GMR dated 7 November 2023. Non-detect results were incorrectly reported using the RLs, instead of the EDLs. The table has been revised to correct this error. Non-detects are excluded from the 2,3,7,8-TCDD TEQ calculation, and therefore this does not change the 2,3,7,8-TCDD TEQ values for these samples.